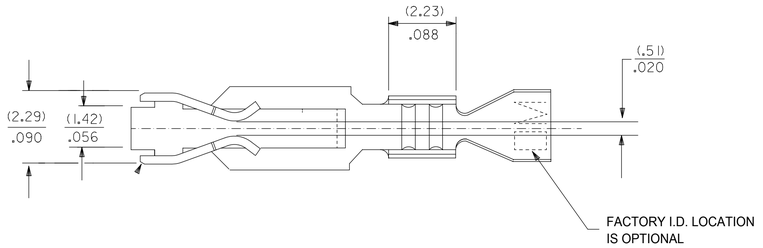
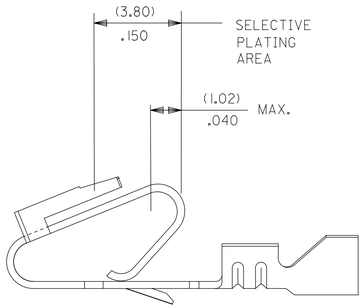
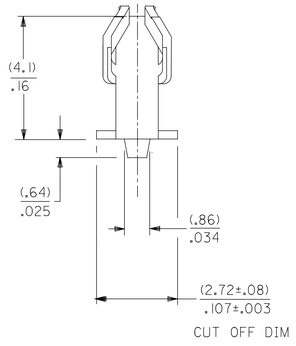
NOTES:
1. MATERIAL: SEE LEGEND
2. FINISH: SEE LEGEND
3. PRODUCT SPECIFICATION: PS-40-02
 PACKAGING SPECIFICATION: CHAIN FORM: SEE PK-2759-002
 LOOSE FORM: SEE PK-2759-001
4. DIMENSIONS GIVEN ACROSS CENTERLINES ARE SYMMETRICAL ABOUT THOSE CENTERLINES WITHIN HALF THE TOTAL TOLERANCE
5. CRIMP FOR 22 TO 26 GA. WIRE WITH MAX. INSULATION DIA. OF (1.65)/.065
6. THIS PRODUCT CONFORMS TO CLASS B REQUIREMENTS OF COSMETIC SPECIFICATION PS-45499-002

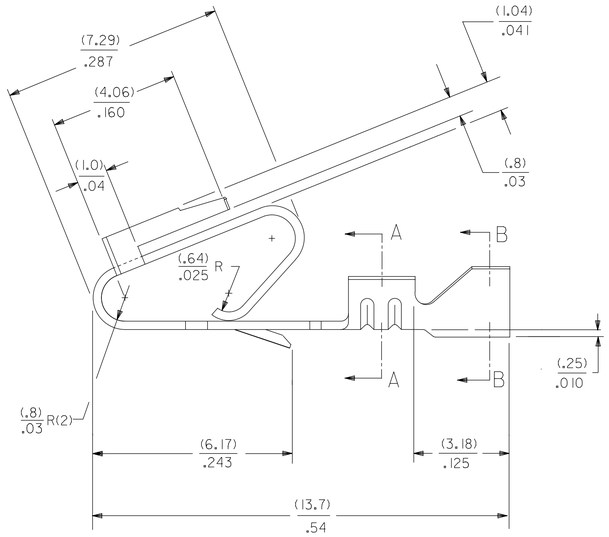


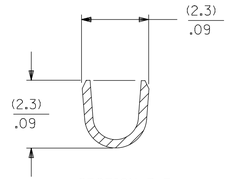


SELECTIVE PLATING AREA

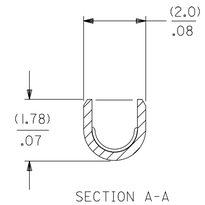


CUT OFF DIM





SECTION B-B



SECTION A-A

7258-*(*)*

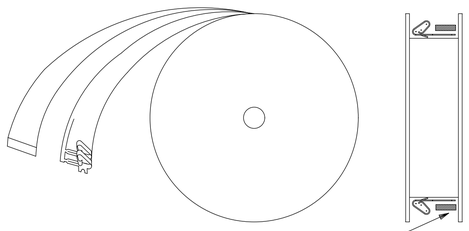
MAT'L. (.27)/.0106 THK
BLANK=BRASS
A=PHOS. BRONZE

FORM
BLANK= CHAIN PER DETAIL B
A=CHAIN PER DETAIL A
L= LOOSE

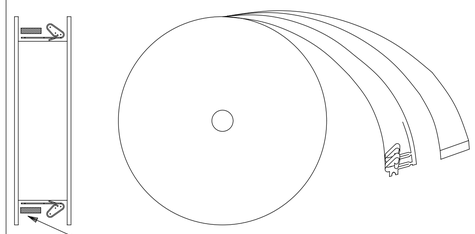
PLATING PER SDES- 88

(909) - HOT TIN DIP: (0.00254)/.000100 MIN.
(558) - SELECT GOLD: (0.00076)/.000030 MIN.
OVERALL GOLD FLASH: (0.00005)/.000002 MIN.
OVERALL NICKEL UNDERPLATE: (0.00127)/.000050 MIN.
(561) - SELECT GOLD: (0.00076)/.000030 MIN.
OVERALL NICKEL UNDERPLATE: (0.00127)/.000050 MIN.
(555) - SELECT GOLD: (0.00038)/.000015 MIN.
OVERALL NICKEL UNDERPLATE: (0.00076)/.000030 MIN.

WINDING DETAIL B



WINDING DETAIL A



DOCUMENT STATUS	P1	RELEASE DATE	2018/10/05 09:56:26

THIS DRAWING CONTAINS INFORMATION THAT IS PROPRIETARY TO MOLEX ELECTRONIC TECHNOLOGIES, LLC AND SHOULD NOT BE USED WITHOUT WRITTEN PERMISSION

SYMBOLS
A = 0
E = 0
F = 0
S = 0
= 0
= 0
= 0
= 0
= 0
= 0

DIMENSION UNITS: MM
SCALE: 1:1

GENERAL TOLERANCES (UNLESS SPECIFIED)

	MM	INCH
4 PLACES	±	±
3 PLACES	±	± 0.01
2 PLACES	± 0.25	± 0.014
1 PLACE	± 0.36	±
0 PLACES	±	±
ANGULAR TOL	± 0.5 °	

DRAFT WHERE APPLICABLE MUST REMAIN WITHIN DIMENSIONS

CURRENT REV DESC: NOTE 3 UPDATED

EC NO: 605479
DRWN: SS06 2018/09/12
CHK'D: ISHWARG 2018/10/05
APPR: ISHWARG 2018/10/05

INITIAL REVISION:
DRWN: JJS 1987/12/07
APPR: LENZ 1987/12/07

THIRD ANGLE PROJECTION
DRAWING: D-SIZE
SERIES: 7258

molex

TRIFURCON TERMINAL
CRIMP TYPE, .156 CENTERS 22 TO 26 AWG

PRODUCT CUSTOMER DRAWING

DOCUMENT NUMBER	DOC TYPE	DOC PART	REVISION
SD-7258	PSD	001	U1

MATERIAL NUMBER	CUSTOMER	SHEET NUMBER
SEE CHART	GENERAL MARKET	1 OF 2

TEMPLATE: Eng Size Inserts R=Inch
REVISION: D
DATE: 2018/01/18

7258-(*)*			7258-A(*)*																	
PART NO.	ENG. NO		PART NO.		ENG. NO		PART NO.	ENG. NO		PART NO.	ENG. NO (SUFFIX ONLY)		PART NO.	ENG. NO (SUFFIX ONLY)	VOID CKT.	PART NO.	ENG. NO (SUFFIX ONLY)	VOID CKT.		
08-50-0183	7258-(P909)		08-04-0001		7258-A(999)															
08-50-0185	7258-(P909)L		08-65-0121	*	7258-A(P561)	ES-276-P561														
08-50-0283	7258-(P909)A		08-65-0122	*	7258-A(P561)L															
			08-56-0123	*	7258-A(P558)	MAKE FROM														
			08-56-0124	*	7258-A(P558)L	7258-A(P561)														
					7258-A(561)															
					7258-A(561)L															
			08-52-0124	*	7258-A(P909)															
			08-52-0125	*	7258-A(P909)L															
			08-65-0126		7258-A(P555)	ES-276-P555														
			08-65-0127		7258-A(P555)L															

THIS DRAWING CONTAINS INFORMATION THAT IS PROPRIETARY TO MOLEX ELECTRONIC TECHNOLOGIES, LLC AND SHOULD NOT BE USED WITHOUT WRITTEN PERMISSION

SYMBOLS

= 0

= 0

= 0

= 0

= 0

= 0

= 0

= 0

= 0

DIMENSION UNITS: MM

SCALE: 1:1

GENERAL TOLERANCES (UNLESS SPECIFIED)

	MM	INCH
4 PLACES	±	±
3 PLACES	±	± 0.01
2 PLACES	± 0.25	± 0.014
1 PLACE	± 0.36	±
0 PLACES	±	±
ANGULAR TOL	± 0.5 °	

DRAFT WHERE APPLICABLE MUST REMAIN WITHIN DIMENSIONS

CURRENT REV DESC: NOTE 3 UPDATED

EC NO: 605479

DRWN: SS06 2018/09/12

CHK'D: ISHWARG 2018/10/05

APPR: ISHWARG 2018/10/05

INITIAL REVISION:

DRWN: JJS 1987/12/07

APPR: LENZ 1987/12/07

THIRD ANGLE PROJECTION

DRAWING: D-SIZE

SERIES: 7258

molex

TRIFURCON TERMINAL
CRIMP TYPE, .156 CENTERS 22 TO 26 AWG

PRODUCT CUSTOMER DRAWING

DOCUMENT NUMBER	DOC TYPE	DOC PART	REVISION
SD-7258	PSD	001	U1

MATERIAL NUMBER	CUSTOMER	SHEET NUMBER
SEE CHART	GENERAL MARKET	2 OF 2

DOCUMENT STATUS	P1	RELEASE DATE	2018/10/05 09:56:26

Author: Engage Insight Number:
Revision: 01
Date: 2018/10/18