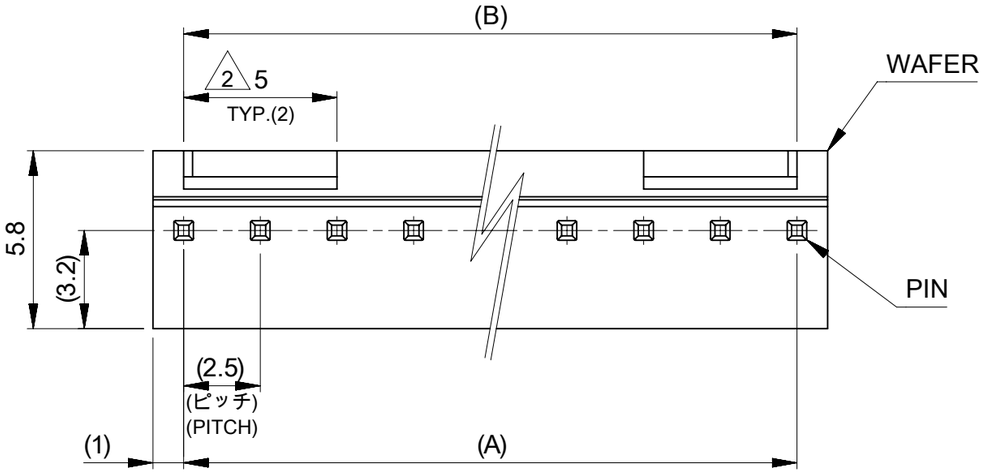

注記
NOTES:

1. 材料(MATERIAL)
   ウェハー：ポリアミド, UL94V-0 (色: アイボリー)
   WAFER: POLYAMIDE, UL94V-0 (COLOR: IVORY)
   ピン: □0.635 黄銅、銅下地錫めっき
   PIN: □0.635 BRASS, TIN 5μMIN. OVER COPPER 2.5μMIN. PLATING.
2. 6極以上に適合。
   TO BE APPLIED FOR 6 CKT. AND ABOVE.
3. 5極以下はロック部スリットなし。
   NO SLIT IS PROVIDED FOR 5 CKT.AND LESS THAN 5 CKT.

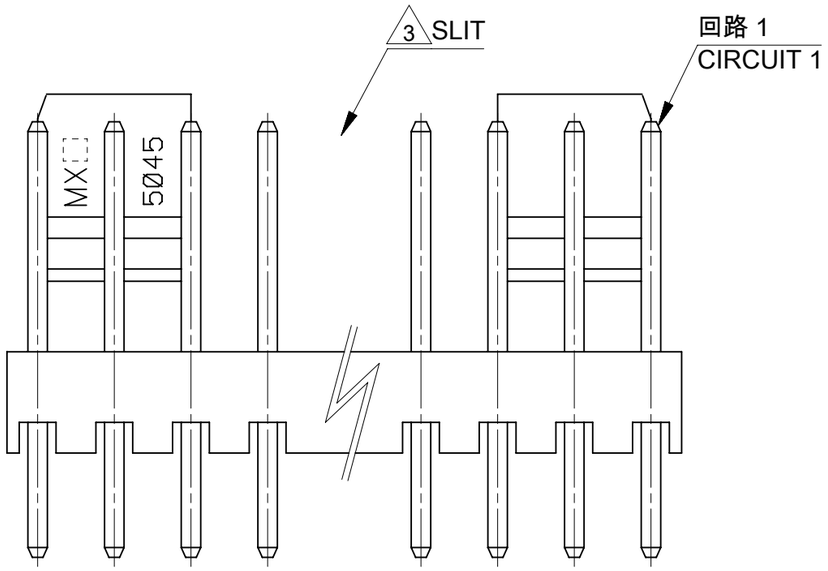

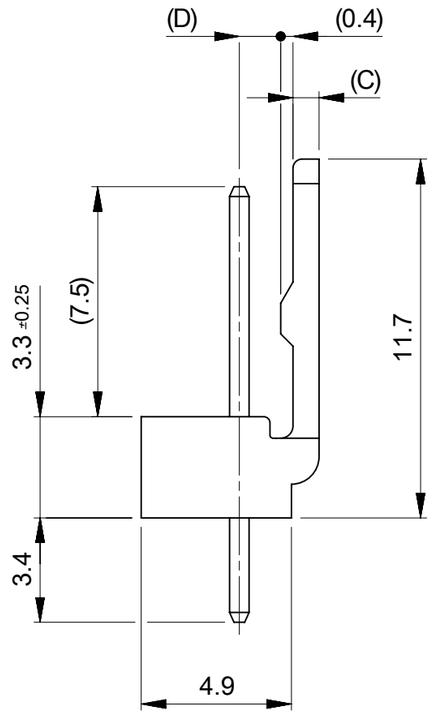

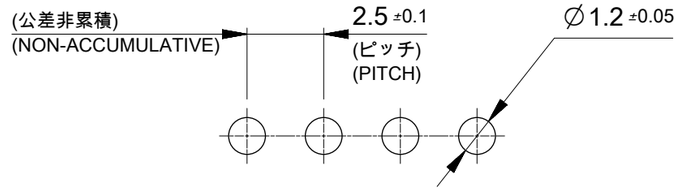

基板取付穴推奨寸法
RECOMMENDED P.C. BOARD HOLE DIM.

1.35	0.85	35	35	22041151	5045-15A	15
1.35	0.85	32.5	32.5	22041141	5045-14A	14
1.35	0.85	30	30	22041131	5045-13A	13
1.35	0.85	27.5	27.5	22041121	5045-12A	12
1.35	0.85	25	25	22041111	5045-11A	11
1.35	0.85	22.5	22.5	22041101	5045-10A	10
1.35	0.85	20	20	22041091	5045-09A	9
1.35	0.85	17.5	17.5	22041081	5045-08A	8
1.35	0.85	15	15	22041071	5045-07A	7
1.35	0.85	12.5	12.5	22041061	5045-06A	6
1.35	0.85	10	10	22041051	5045-05A	5
1.35	0.85	7.5	7.5	22041041	5045-04A	4
1.2	1	5	5	22041031	5045-03A	3
1.2	1	2.5	2.5	22041021	5045-02A	2
(D)	(C)	(B)	(A)	ORDER NO.	ENG. NO.	CKT.

THIS DRAWING CONTAINS INFORMATION THAT IS PROPRIETARY TO MOLEX ELECTRONIC TECHNOLOGIES, LLC AND SHOULD NOT BE USED WITHOUT WRITTEN PERMISSION

DIMENSION UNITS	SCALE
mm	5:1

GENERAL TOLERANCES (UNLESS SPECIFIED)

ANGULAR TOL	±	3.0 °
4 PLACES	±	0.4
3 PLACES	±	0.4
2 PLACES	±	0.4
1 PLACE	±	0.4
0 PLACES	±	0.4

DRAFT WHERE APPLICABLE MUST REMAIN WITHIN DIMENSIONS

CURRENT REV DESC: PLATING DETAILS WAS INCLUDED

EC NO: 830929
DRWN: VKAMAK 2025/08/06
CHK'D: VKAMAK 2025/08/07
APPR: SMURUGESAN 2025/08/07

INITIAL REVISION:
DRWN: KKOHAMA 2000/03/27
APPR: NUKITA 2013/06/13

molex

MINI-LATCH 2.5 HEADER ASSEMBLY VT
WITH LOCK TIN PLATING

PRODUCT CUSTOMER DRAWING

DOCUMENT NUMBER	DOC TYPE	DOC PART	REVISION
SD-5045-NA	PSD	001	N1

THIRD ANGLE PROJECTION	DRAWING	SERIES	MATERIAL NUMBER	CUSTOMER	SHEET NUMBER
	A3-SIZE	5045	SEE CHART	GENERAL MARKET	1 OF 1

DOCUMENT STATUS	P1	RELEASE DATE	2025/08/07 07:35:31

FORMAT: master-tb-prod-A3
REVISION: J1
DATE: 2021/05/01