

Inductive sensor
NBB2-12GM50-E2

- 2 mm flush

Dimensions

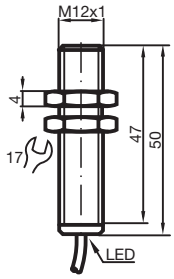

Technical Data

General specifications		
Switching function		Normally open (NO)
Output type		PNP
Rated operating distance	s_n	2 mm
Installation		flush
Output polarity		DC
Assured operating distance	s_a	0 ... 1.62 mm
Reduction factor r_{Al}		0.3
Reduction factor r_{Cu}		0.2
Reduction factor r_{304}		0.7
Output type		3-wire
Nominal ratings		
Operating voltage	U_B	10 ... 30 V

Release date: 2020-03-20 Date of issue: 2020-03-30 Filename: 087763_eng.pdf

Technical Data

Switching frequency	f	0 ... 1500 Hz
Reverse polarity protection		reverse polarity protected
Short-circuit protection		pulsing
Voltage drop	U_d	≤ 3 V
Operating current	I_L	0 ... 200 mA
Off-state current	I_r	0 ... 0.5 mA typ. 0.1 µA at 25 °C
No-load supply current	I_0	≤ 17 mA
Switching state indicator		LED, yellow
Functional safety related parameters		
$MTTF_d$		1060 a
Mission Time (T_M)		20 a
Diagnostic Coverage (DC)		0 %
Compliance with standards and directives		
Standard conformity		
Standards		EN 60947-5-2:2007 EN 60947-5-2/A1:2012 IEC 60947-5-2:2007 IEC 60947-5-2 AMD 1:2012
Approvals and certificates		
EAC conformity		TR CU 020/2011
UL approval		cULus Listed, General Purpose
CSA approval		cCSAus Listed, General Purpose
CCC approval		CCC approval / marking not required for products rated ≤36 V
Ambient conditions		
Ambient temperature		-25 ... 70 °C (-13 ... 158 °F)
Mechanical specifications		
Connection type		cable PVC , 2 m
Core cross-section		0.14 mm^2
Housing material		brass, nickel-plated
Sensing face		PBT
Degree of protection		IP67
Cable		
Cable diameter		3 mm + 0.3 mm
Bending radius		> 10 x cable diameter
General information		
Scope of delivery		2 self locking nuts in scope of delivery

Connection

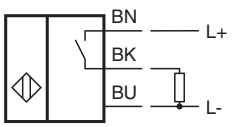

Accessories

	BF 12	Mounting flange, 12 mm
	EXG-12	Quick mounting bracket with dead stop

Release date: 2020-03-20 Date of issue: 2020-03-30 Filename: 087763_eng.pdf