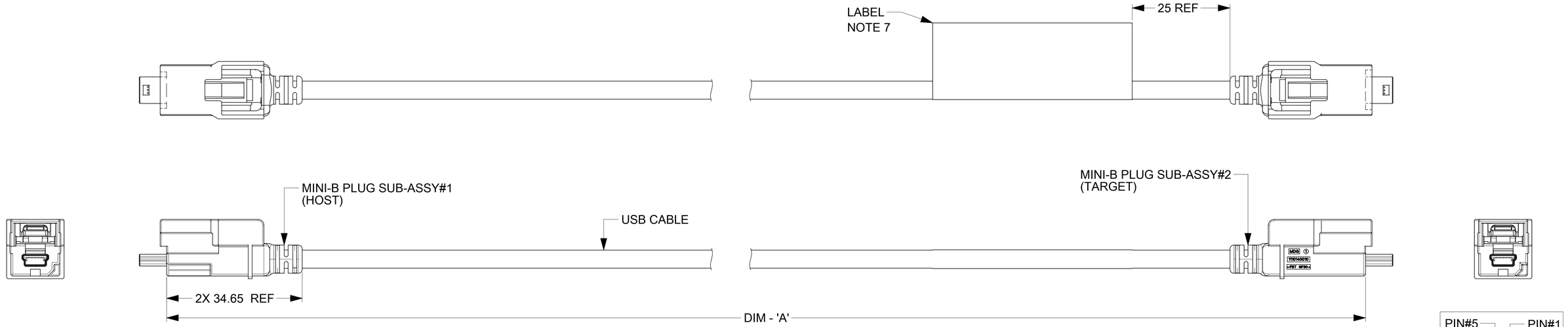

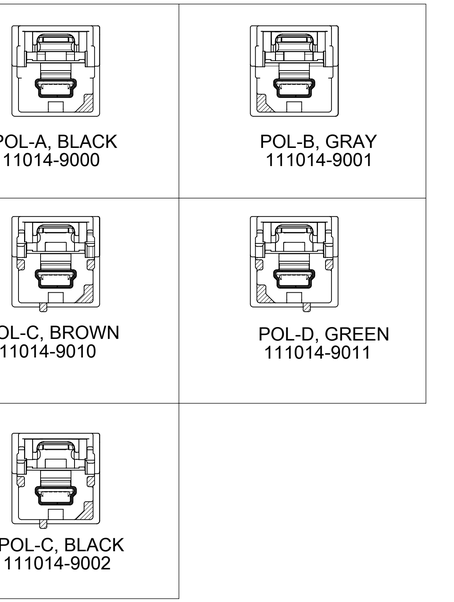

MOLEX MAT. NO.	MINI-B POLARIZATION		DIM "A"	CUSTOMER PART NO.
	MINI-B PLUG #1 (HOST)	MINI-B PLUG #2 (TARGET)		
111014-5000	A	A	500±10	PP207013
111014-5001	A	B	500±10	
111014-5003	B	B	500±10	
111014-5016	B	B	2620±10	
111014-5017	A	A	1500±10	
111014-5018	A	B	1000±10	
111014-5019	A	B	1240±10	
111014-5021	A	B	570±10	
111014-5022	A	B	715±10	
111014-5024	A	B	1640±10	
111014-5025	A	B	1225±10	
111014-5027	A	B	2000±20	
111014-5028	C (BROWN)	B	2000±20	
111014-5029	D	B	2000±20	
111014-5030	C (BROWN)	C (BROWN)	2000±20	
111014-5031	A	A	3000±30	
111014-5032	D	D	2000±20	
111014-5033	D	D	3000±30	
111014-5034	A	A	305±10	
111014-5035	B	B	4800±20	
111014-5038	A	C (BLACK)	500±10	
111014-5039	B	B	300±10	
111014-5075	A	A	944±10	

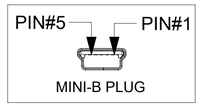

VIEWED FROM FRONT

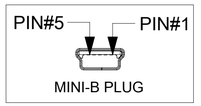

VIEWED FROM FRONT

CUSTOMER P/N

MOLEX P/N REV YYYYMMDDX
Made in 'Country of Origin'

MOLEX LOGO

MOLEX P/N REV YYYYMMDDX

CUSTOMER P/N

LABEL FORMAT

LAST LETTER OF DATE CODE "X" = PRODUCTION SHIFT CODE.
BAR CODE = MOLEX MATERIAL NUMBER.
Country of Origin = NAME OF COUNTRY OF MANUFACTURING PLANT.

NOTES:

1. PART MUST CONFORM TO THE ELECTRICAL CONNECTION SYSTEM DESIGN SPECIFICATION (SDS) VER 13, DATED 06-APR-06; TEMP CLASS "-40~85°C".
2. UNLESS OTHERWISE SPECIFIED, PART MUST CONFORM TO THE LATEST LEVEL OF SAE/USCAR-30 AND USB 2.0.
3. ALL PLASTIC PARTS MUST HAVE MATERIAL IDENTIFICATION SYMBOLS CLEARLY MARKED, WHEREVER PACKAGE SIZE PERMITS.
4. GENERAL TOLERANCES: ±0.25 ALL ONE PLACE DIMENSIONS, ±0.15 ALL TWO PLACE DIMENSIONS, AND ±0.5° ALL ANGULAR DIMENSIONS.
5. 0.3MM MAXIMUM RADIUS PERMISSIBLE ON EDGES AND FILLETS SHOWN AS SHARP FOR PLASTIC PARTS.
6. PARTS ARE TO BE FREE OF SCRATCHES, DISCOLORATION, SALT RESIDUE OR OTHER IMPERFECTIONS THAT MAY AFFECT FUNCTION OR FIT OF PART.
7. (Y1) IDENTIFICATION LABEL MUST DISPLAY CUSTOMER PART NUMBER IF REQUIRED, SUPPLIER PART NUMBER, DATE CODE (YYYYMMDDX), REVISION IF REQUIRED, AND LOGO
   ATTENTION: FINAL GOODS LABEL WILL BE PRINTED WITH THE CUSTOMER PART NUMBER MENTIONED ON THE DRAWING.
   IF THE CUSTOMER PART NUMBER FIELD IS EMPTY, TBD, NA OR NOTATES ANOTHER PLACEHOLDER INDICATING NO CUSTOMER PART NUMBER IS AVAILABLE THEN THERE WILL BE NO CUSTOMER PART NUMBER PRINTED ON THE LABEL.
   LABEL COLOR DEFINITION:
   WHITE : MEANS IT IS A PPAP/PRODUCTION PRODUCT.
   BLUE : MEANS IT IS A NON-PPAP, PRE-PRODUCTION PART NOT INTENDED FOR SALE-ABLE VEHICLES..
8. VISIT WWW.MOLEX.COM FOR ENVIRONMENTAL COMPLIANCE INFORMATION.
9. FINISHES: TERMINAL: SELECTIVE GOLD (Au) IN THE CONTACT AREA; THICKNESS = 0.75 MICROMETER (30 MICROINCH) MINIMUM OVER NICKEL (Ni) OVERALL; THICKNESS = 1.25 MICROMETER (50 MICROINCH) MINIMUM.
10. PACKAGING SPECIFICATION: PK-68800-001.

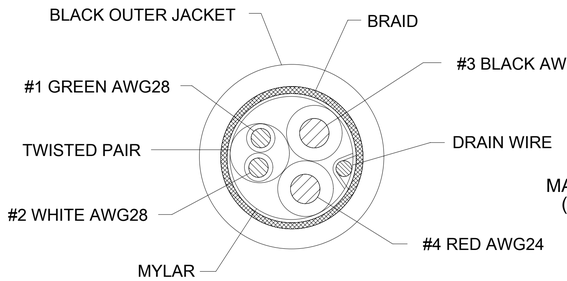

CABLE CONSTRUCTION
USB 2.0 AWG 28/24

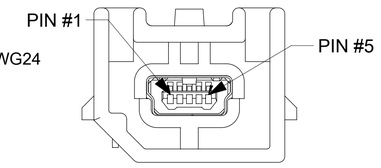

MATING HEADER FOR MINI-B PLUGS (POLARIZATION - A SHOWN)

WIRING DIAGRAM

SIGNAL NAME	CONTACT #	MINI-B PLUG #1 (HOST) WIRE COLORS	MINI-B PLUG #2 (TARGET) WIRE COLORS	CONTACT #	SIGNAL NAME
VBUS	1	RED	RED	1	VBUS
D-	2	WHITE	WHITE	2	D-
D+	3	GREEN	GREEN	3	D+
NO CONNECT	4	NO CONNECT		4	NO CONNECT
GND	5	BLACK	BLACK	5	GND
CABLE BRAID	SHELL	BRAID TO SHELL TERMINATION		SHELL	CABLE BRAID

DOCUMENT STATUS	P1	RELEASE DATE	2023/12/05 10:28:43

FUNCTIONAL SYMBOLS: FA = 0; FC = 0; FP = 0
DIVISIONAL SYMBOLS

THIS DRAWING CONTAINS INFORMATION THAT IS PROPRIETARY TO MOLEX ELECTRONIC TECHNOLOGIES, LLC AND SHOULD NOT BE USED WITHOUT WRITTEN PERMISSION

DIMENSION UNITS	SCALE
mm	2:1

GENERAL TOLERANCES (UNLESS SPECIFIED)

ANGULAR TOL	±	3.0 °
4 PLACES	±	
3 PLACES	±	
2 PLACES	±	0.13
1 PLACE	±	0.25
0 PLACES	±	

DRAFT WHERE APPLICABLE MUST REMAIN WITHIN DIMENSIONS

CURRENT REV DESC: SEE REVISION TABLE

EC NO: 761384
DRWN: SS94 2023/08/08
CHK'D: KMANISHTIWAR 2023/08/31
APPR: KMANISHTIWAR 2023/12/05

INITIAL REVISION:
DRWN: JREEVES 2007/09/07
APPR: KMONROE 2007/09/11

THIRD ANGLE PROJECTION

molex

USB CABLE ASSEMBLY
MINI-B PLUG STRAIGHT TO MINI-B PLUG STRAIGHT

PRODUCT CUSTOMER DRAWING

DOCUMENT NUMBER	DOC TYPE	DOC PART	REVISION
SD-111014-1000	PSD	001	Y1

DRAWING	SERIES	MATERIAL NUMBER	CUSTOMER	SHEET NUMBER
D-SIZE	111014	SEE CHART	GENERAL MARKET	1 OF 2

REVISIONS

DATE	PDD DOCUMENT REV.	PSD DOCUMENT REV.	DESCRIPTION
2020/08/23	R	U	ADDED NEW LENGTH 815MM WITH PN 111014-5075
2020/10/30	T	V	1.CHANGED LENGTH TO 949 WAS 815 WITH PN:111014-5075. 2.ADDED THE REV.HISTORY TABLE
2021/06/04	U	W	1.CHANGED LENGTH TO 900 WAS 949 AND ADDED CUST. P/N: 114G0-027638-01 WITH PN:111014-5075.
2022/02/14	V	Y	1. CHANGED LENGTH TO 944 WAS 900. 2. REMOVED CUST. P/N: 114G0-027638-01. 3. UPDATED NOTES.
2023/08/08	V1	Y1	UPDATED LABEL SPEC

THIS DRAWING CONTAINS INFORMATION THAT IS PROPRIETARY TO MOLEX ELECTRONIC TECHNOLOGIES, LLC AND SHOULD NOT BE USED WITHOUT WRITTEN PERMISSION

FUNCTIONAL SYMBOLS
FA = 0
FC = 0
FP = 0

DIVISIONAL SYMBOLS

DIMENSION UNITS	SCALE
mm	1:1

GENERAL TOLERANCES (UNLESS SPECIFIED)

ANGULAR TOL	±	3.0 °
4 PLACES	±	
3 PLACES	±	
2 PLACES	±	0.13
1 PLACE	±	0.25
0 PLACES	±	

DRAFT WHERE APPLICABLE MUST REMAIN WITHIN DIMENSIONS

CURRENT REV DESC: SEE REVISION TABLE

EC NO: 761384
DRWN: SS94 2023/08/08
CHK'D: KMANISHTIWAR 2023/08/31
APPR: KMANISHTIWAR 2023/12/05

INITIAL REVISION:
DRWN: JREEVES 2007/09/07
APPR: KMONROE 2007/09/11

molex

USB CABLE ASSEMBLY
MINI-B PLUG STRAIGHT TO MINI-B PLUG STRAIGHT

PRODUCT CUSTOMER DRAWING

DOCUMENT NUMBER	DOC TYPE	DOC PART	REVISION
SD-111014-1000	PSD	001	Y1

THIRD ANGLE PROJECTION	DRAWING	SERIES	MATERIAL NUMBER	CUSTOMER	SHEET NUMBER
	D-SIZE	111014	SEE CHART	GENERAL MARKET	2 OF 2

DOCUMENT STATUS	P1	RELEASE DATE	2023/12/05 10:28:43