M8 FEMALE
VIEWS FROM
THE FRONT SIDE

3 POLE

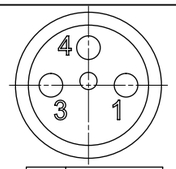


| Pin | Wire color |
|---|---|
| 1 | BROWN |
| 3 | BLUE |
| 4 | BLACK |

4 POLE

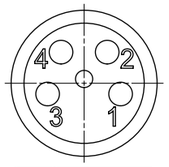


| Pin | Wire color |
|---|---|
| 1 | BROWN |
| 2 | WHITE |
| 3 | BLUE |
| 4 | BLACK |

5 POLE

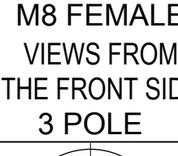


| Pin | Wire color |
|---|---|
| 1 | BROWN |
| 2 | WHITE |
| 3 | BLUE |
| 4 | BLACK |
| 5 | GREY |

# PART NO MATRIX

OPTIONS

| 4 | 0 | * | 0 | 0 | 0 | B | 4 | 1 | M | * | * | * | * |
|---|---|---|---|---|---|---|---|---|---|---|---|---|---|

- 40 = M8 SINGLE ENDED
- POLES: 3 = 3 POLES; 4 = 4 POLES; 5 = 5 POLES
- HEADER: 000 = FEMALE STRAIGHT
- CABLE: B41 = 0,25mm², TPU BLACK
- UNIT: M = METER
- LENGTH: EXAMPLE: 010 = 1 m; 050 = 5 m; 100 = 10 m
- OVERMOLD COLOR: BLANK (STANDARD)= BLACK; Y= YELLOW
- COUPLING NUT: BLANK (STANDARD)= KNURLED / HEX BRASS, Ni PLATED; 7 = KNURLED BRASS, Ni PLATED, TEFLON COATED
- H = 2 PCS. OF I/D CARIERR FOR CABLE B36

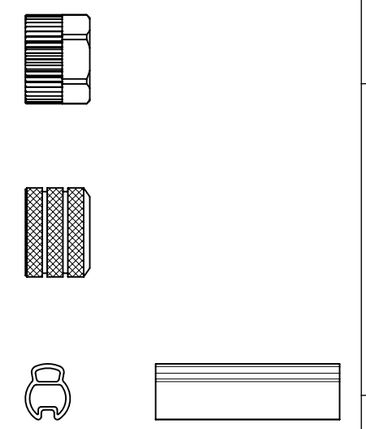

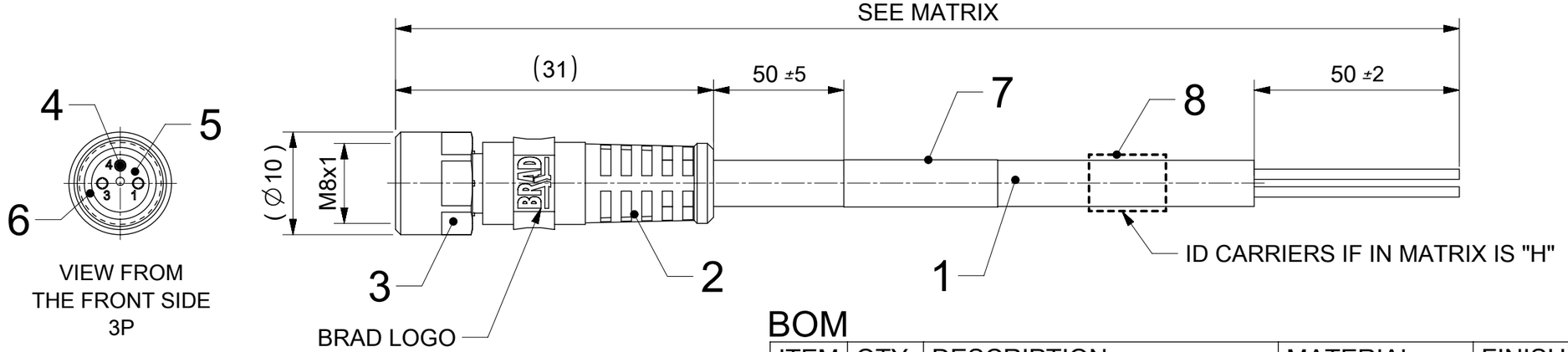


VIEW FROM
THE FRONT SIDE
3P

## BOM

| ITEM | QTY. | DESCRIPTION | MATERIAL | FINISH |
|---|---|---|---|---|
| 1 | - | CABLE | SEE CABLE SPECIFICATION | |
| 2 | - | OVERMOLD | SEE PART MATRIX | |
| 3 | 1 | M8 HEX KNU FE NUT | SEE PART MATRIX | |
| 4 | 3/4/5 | CONTACT FE | BRONZE | SELECTIVE GOLD OVER NICKEL |
| 5 | 1 | INSERT M8 FE XP | PUR | BLACK |
| 6 | 1 | GASKET | FKM | RED |
| 7 | 1 | LABEL | VINYL | YELLOW |
| 8 | 2 | ID-CARRIER (SEE MATRIX) | PVC | - |

| CABLE LENGTH TOLERANCES | |
|---|---|
| LENGTH | TOLERANCE (+) |
| 0m-1m | +40 mm |
| >1m-5m | +60 mm |
| >5m-10m | +80 mm |
| >10m-20m | +140 mm |
| >20m-30m | +160 mm |
| >30m | +1% of length |

## NOTES

| | |
|---|---|
| TEMPERATURE RANGE | -25°C/+80°C |
| CONTACT CURRENT RATING | 3A |
| VOLTAGE RATING | 3 POLES 60V |
| | 4-5 POLES 30 V |
| PROTECTION CLASS | IP 67 |
| INSULATION RESISTANCE | $10^8$ Ω MIN. |
| MATING CYCLES | MIN. 100 |

THIS DRAWING CONTAINS INFORMATION THAT IS PROPRIETARY TO MOLEX ELECTRONIC TECHNOLOGIES, LLC AND SHOULD NOT BE USED WITHOUT WRITTEN PERMISSION

FUNCTIONAL SYMBOLS: FA = 0; FC = 0; FE = 0

DIVISIONAL SYMBOLS

DIMENSION UNITS: mm; SCALE: 1:1

GENERAL TOLERANCES (UNLESS SPECIFIED)

| | |
|---|---|
| ANGULAR TOL | ± ° |
| 4 PLACES | ± |
| 3 PLACES | ± |
| 2 PLACES | ± |
| 1 PLACE | ± |
| 0 PLACES | ± |

DRAFT WHERE APPLICABLE MUST REMAIN WITHIN DIMENSIONS

CURRENT REV DESC: AS PER THE PCN-513749 CHANGED DIMENSIONING STYLE OF OVERALL LENGTH TO "END TO END". ADDED NOTES ON MATING CYCLES & INSULATION RESISTANCE. SORTED PART LIST USING CABLE TYPES ON SHEET 2

EC NO: 789428
DRWN: AKABADI 2023/08/18
CHK'D: RSILLER 2024/07/02
APPR: RSILLER 2024/07/02

INITIAL REVISION:
DRWN: MDHARMANTI 2021/10/19
APPR: RSILLER 2021/10/22

molex

CSE M8 XP AC FE STR TPU XM

PRODUCT CUSTOMER DRAWING

| DOCUMENT NUMBER | DOC TYPE | DOC PART | REVISION |
|---|---|---|---|
| 1200868655 | PSD | 000 | B |

THIRD ANGLE PROJECTION | DRAWING: A3-SIZE | SERIES: 120086 | MATERIAL NUMBER: SEE PART LIST | CUSTOMER: GENERAL MARKET | SHEET NUMBER: 1 OF 2

| DOCUMENT STATUS | P1 | RELEASE DATE | 2024/07/02 09:18:34 |
|---|---|---|---|

FORMAT: master_B-size-A3
REVISION: J1
DATE: 2021/05/07

# PART LIST

| MOLEX PN | ENGINEERING No | L [mm] |
|---|---|---|
| 3P CABLE B36 | | |
| 1200868882 | 403000B36M0107Y | 1000 |
| 1200868891 | 403000B36M0207Y | 2000 |
| 4P CABLE B36 | | |
| 1200868884 | 404000B36M0107Y | 1000 |
| 1200868885 | 404000B36M0207Y | 2000 |
| 1200868886 | 404000B36M0307Y | 3000 |
| 1200868887 | 404000B36M0507Y | 5000 |
| 3P CABLE B41 | | |
| 1200868832 | 403000B41M005 | 500 |
| 1200868655 | 403000B41M010 | 1000 |
| 1200868937 | 403000B41M015 | 1500 |
| 1200868656 | 403000B41M020 | 2000 |
| 1200868938 | 403000B41M025 | 2500 |
| 1200868939 | 403000B41M030 | 3000 |
| 1200868657 | 403000B41M050 | 5000 |
| 1200868781 | 403000B41M055 | 5500 |
| 1200868798 | 403000B41M065 | 6500 |
| 1200868782 | 403000B41M085 | 8500 |
| 1200868658 | 403000B41M100 | 10000 |
| 1200868840 | 403000B41M150 | 15000 |
| 1200868841 | 403000B41M200 | 20000 |

| MOLEX PN | ENGINEERING No | L [mm] |
|---|---|---|
| 4P CABLE B41 | | |
| 1200868944 | 404000B41M005 | 500 |
| 1200868659 | 404000B41M010 | 1000 |
| 1200868660 | 404000B41M020 | 2000 |
| 1200868945 | 404000B41M030 | 3000 |
| 1200868946 | 404000B41M040 | 4000 |
| 1200868661 | 404000B41M050 | 5000 |
| 1200868947 | 404000B41M080 | 8000 |
| 1200868662 | 404000B41M100 | 10000 |
| 1200868890 | 404000B41M150 | 15000 |
| 1200868889 | 404000B41M200 | 20000 |
| 5P CABLE B41 | | |
| 1200868663 | 405000B41M010 | 1000 |
| 1200868664 | 405000B41M020 | 2000 |
| 1200868665 | 405000B41M050 | 5000 |
| 1200868666 | 405000B41M100 | 10000 |

# CABLE SPECIFICATION

| CABLE TYPE | NO. OF WIRES | WIRE GAUGE | CABLE JACKET | UL | CSA | static | flexing | drag chain tested | other | CABLE SPEC. DRAWING |
|---|---|---|---|---|---|---|---|---|---|---|
| B41 | 3/4/5 | 0.25mm² | TPU BLACK | STYLE 21215 | yes | -40°C TO +90°C 5xD | -25°C TO +80°C 7.5xD | 5 mio cycles | WELD SLAG RESISTANCE | SD-120209-006 |
| B36 | 3/4 | 0.34mm² | TPU ORANGE | STYLE 21215/758 | C22.2I/II/ A/B 80/600V | -40°C TO +90°C 5xD | -25°C TO +80°C 7.5xD | 5 mio cycles | WELD SLAG RESISTANCE | SD-120209-001 |

THIS DRAWING CONTAINS INFORMATION THAT IS PROPRIETARY TO MOLEX ELECTRONIC TECHNOLOGIES, LLC AND SHOULD NOT BE USED WITHOUT WRITTEN PERMISSION

FUNCTIONAL SYMBOLS: FA = 0; FC = 0; FP = 0

DIVISIONAL SYMBOLS

DIMENSION UNITS: mm | SCALE: 1:1

GENERAL TOLERANCES (UNLESS SPECIFIED)

| | |
|---|---|
| ANGULAR TOL | ± ° |
| 4 PLACES | ± |
| 3 PLACES | ± |
| 2 PLACES | ± |
| 1 PLACE | ± |
| 0 PLACES | ± |

DRAFT WHERE APPLICABLE MUST REMAIN WITHIN DIMENSIONS

CURRENT REV DESC: AS PER THE PCN-513749 CHANGED DIMENSIONING STYLE OF OVERALL LENGTH TO "END TO END". ADDED NOTES ON MATING CYCLES & INSULATION RESISTANCE. SORTED PART LIST USING CABLE TYPES ON SHEET 2

EC NO: 789428
DRWN: AKABADI 2023/08/18
CHK'D: RSILLER 2024/07/02
APPR: RSILLER 2024/07/02

INITIAL REVISION:
DRWN: MDHARMANTI 2021/10/19
APPR: RSILLER 2021/10/22

THIRD ANGLE PROJECTION | DRAWING: A3-SIZE | SERIES: 120086

molex

CSE M8 XP AC FE STR TPU XM

PRODUCT CUSTOMER DRAWING

| DOCUMENT NUMBER | DOC TYPE | DOC PART | REVISION |
|---|---|---|---|
| 1200868655 | PSD | 000 | B |

| MATERIAL NUMBER | CUSTOMER | SHEET NUMBER |
|---|---|---|
| SEE PART LIST | GENERAL MARKET | 2 OF 2 |

| DOCUMENT STATUS | P1 | RELEASE DATE | 2024/07/02 09:18:34 |
|---|---|---|---|

FORMAT: master_drw-A3
REVISION: J1
DATE: 2021/05/05