PART NO	ENGINEERING NO.	FINISHED LENGTH
1300101933	115031K13M300	30M [98FT 5 IN]
1300101936	115031K13M600	60M [196FT 10 IN]

FRONT VIEW - FEMALE INSERT

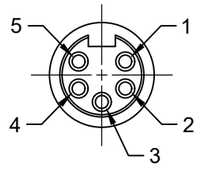

FRONT VIEW - MALE INSERT

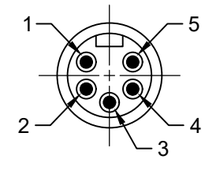

NOTES:

1. MATERIAL: SEE TABLE
2. FINISH: SEE TABLE
3. ELECTRICAL:
   VOLTAGE: 400V PER IEC60664
   600V PER UL2238
   CURRENT: 8A
4. TEMP RATING: -20°TO +90°C
5. PROTECTION: IP67 (WHEN MATED)
6. COUPLING THREAD: 7/8-16 UN
7. UL LISTED FILE: E152210
8. ALL DIMENSIONS ARE FOR REFERENCE
   UNLESS TOLERANCED OR NOTED OTHERWISE

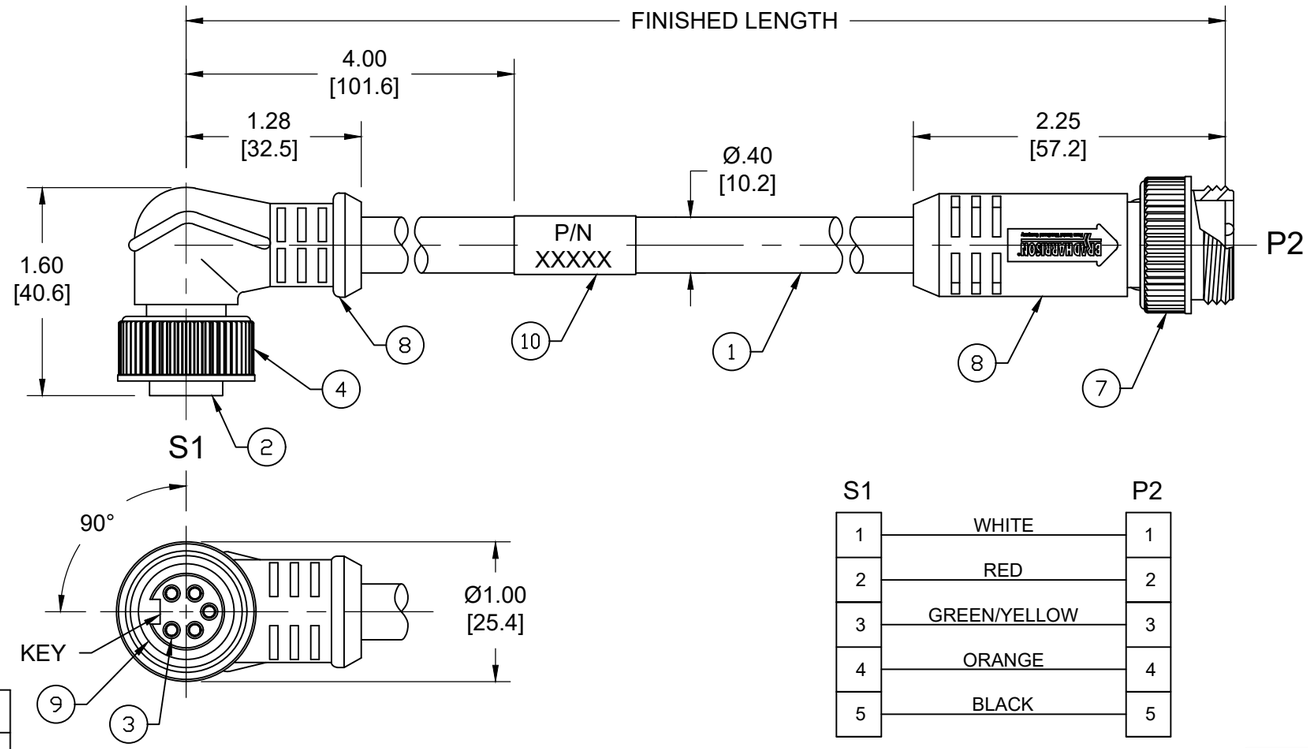

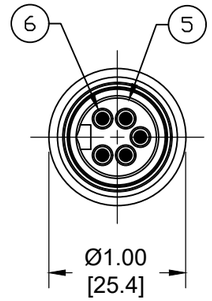

MALE FACE VIEW

FEMALE FACE VIEW

MECHANICAL CHARACTERISTICS:

TORSIONAL FLEX TEST	20 MILLION CYCLES PER MIL-C-13777G
BEND FLEX TEST	20 MILLION CYCLES PER MIL-C-13777G
WELD SLAG RESISTANCE	WOODHEAD STANDARD S-300

ITEM	DESCRIPTION	MATERIAL	FINISH
10	WRAP LABEL	VINYL	BLACK/YELLOW
9	FRICTION RING	NYLON	WHITE
8	OVERMOLD	TPE	YELLOW
7	COUPLING NUT, MALE	ZINC DIE-CAST	BLACK E-COAT
6	CONTACT PIN	COPPER ALLOY	GOLD OVER NICKEL
5	MALE INSERT	TPE	YELLOW
4	COUPLING NUT, FEMALE	ZINC DIE-CAST	BLACK E-COAT
3	CONTACT SOCKET	COPPER ALLOY	GOLD OVER NICKEL
2	FEMALE INSERT	TPE	YELLOW
1	CABLE, 16/5 AWG	TPE	YELLOW

PART NUMBER LEGEND

115031K13M005

FINISHED LENGTH
M005= 0.5 METER
M010= 1 METER
M100= 10 METER

CABLE LENGTH TOLERANCES
<.3M [1FT]: +19mm-0 [+.75in-0]
.3 - .9M [1 - 3FT]: +44.5mm-0 [+1.75in-0]
.9 - 1.8M [3 - 6FT]: +55.6mm-0 [+2.19in-0]
1.8 - 3.7M [6 - 12FT: +88.9mm-0 [+3.50in-0]
3.7 - 7.3M [12 - 24FT]: +165.1mm-0 [+6.50in-0]
7.3-14.6M [24 - 48FT]: +317.5mm-0 [+12.50in-0]
14.6 - 30.5M [48-100FT]: +622.3mm-0 [+24.50in-0]
OVER 30M [100FT] +2% OF FINISHED LENGTH

THIS DRAWING CONTAINS INFORMATION THAT IS PROPRIETARY TO MOLEX ELECTRONIC TECHNOLOGIES, LLC AND SHOULD NOT BE USED WITHOUT WRITTEN PERMISSION

DIMENSION UNITS	SCALE
INCH/MM	NTS

GENERAL TOLERANCES (UNLESS SPECIFIED)

	mm	INCH
4 PLACES	± ----	± ----
3 PLACES	± ----	± ----
2 PLACES	± ----	± ----
1 PLACE	± ----	± ----
0 PLACES	± ----	± ----
ANGULAR TOL ±	---- °	

DRAFT WHERE APPLICABLE MUST REMAIN WITHIN DIMENSIONS

CURRENT REV DESC: REMOVED OBSOLETED PART NUMBER AS PER PCN #517104

EC NO: 836953

DRWN:	PRANAA	2025/10/10
CHK'D:	GGA	2025/10/16
APPR:	GGA	2025/10/16

INITIAL REVISION:

DRWN:	VOU	2012/02/17
APPR:	JFMURPHY	2013/04/05

THIRD ANGLE PROJECTION

molex

MINI-CHANGE CORDSET, A-SIZE
5 POLE, MALE STR - FEMALE 90DEG,
SINGLE KEY, #16/5 AWG HI-FLEX

PRODUCT CUSTOMER DRAWING

DOCUMENT NUMBER	DOC TYPE	DOC PART	REVISION
SD-130010-021	PSD	001	C2

DRAWING	SERIES	MATERIAL NUMBER	CUSTOMER	SHEET NUMBER
B-SIZE	130010	SEE CHART	GENERAL MARKET	1 OF 1

DOCUMENT STATUS	P1	RELEASE DATE	2025/10/16 19:09:24

FORMAT: IN-ACAD-tb-prod-B
REVISION: B
DATE: 2020/01/14