MATERIAL NO.	ENGINEERING NO.	FINISHED LENGTH
1300642002	CC4032A77M010	1 METER
1300642003	CC4032A77M030	3 METER
1300642004	CC4032A77M050	5 METER
1300642005	CC4032A77M070	7 METER
1300642006	CC4032A77M100	10 METER
1300642007	CC4032A77M150	15 METER
1300642014	CC4032A77M020	2 METER

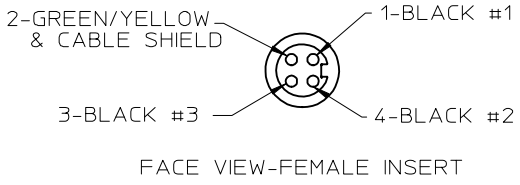

FACE VIEW-FEMALE INSERT

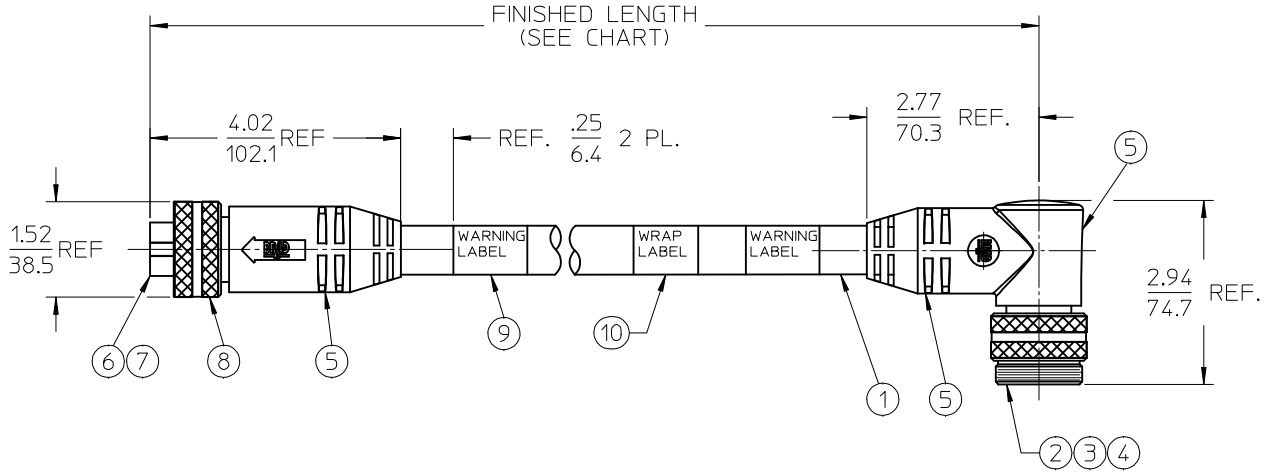

NOTES:
1) MATERIAL: SEE TABLE
2) FINISHES: SEE TABLE
3) ELECTRICAL SPECIFICATIONS: 600 VOLTS, 32 AMPS
4) ASSEMBLY IS ROHS COMPLIANT

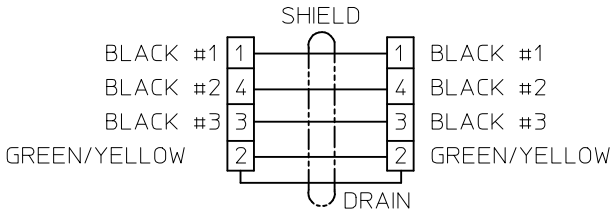

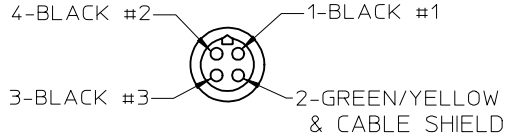

FACE VIEW-MALE INSERT

ITEM	QTY	DESCRIPTION	MATERIAL	FINISH
10	1	WRAP LABEL	VINYL	YELLOW
9	2	WARNING LABEL	VINYL	BLK/ORG/YEL
8	1	FEMALE COUPLING NUT	ALUM. ALLOY	CLEAR ANODIZED
7	4	SOCKET CONTACT	COPPER ALLOY	GOLD PLATED
6	1	4P FEMALE INSERT	PVC	BLACK
5	A/R	OVERMOLD	PVC	GRAY (D)
4	1	MALE COUPLING NUT	ALUM. ALLOY	CLEAR ANODIZED
3	1	4P MALE INSERT	PVC	BLACK
2	4	90D PIN CONTACT	COPPER ALLOY	GOLD PLATED
1	SEE TABLE	10 AWG 4 CONDUCTOR CORD	TPE JACKET	BLACK

OVERMOLD TO GRAY
EC NO: IPG2016-1271
DRWN:VOU 2016/03/17
CHKD:BWOODMAN 2016/03/17
APPR:BWOODMAN 2016/03/18
DESCRIPTION
REV D

QUALITY SYMBOLS
▼=0
▽=0

GENERAL TOLERANCES (UNLESS SPECIFIED)

	mm	INCH
4 PLACES	± ---	± ---
3 PLACES	± ---	± ---
2 PLACES	± ---	± ---
1 PLACE	± ---	± ---
0 PLACE	± ---	± ---

ANGULAR ± .5 °
DRAFT WHERE APPLICABLE MUST REMAIN WITHIN DIMENSIONS

DIMENSION STYLE: IN/MM
SCALE: 1:1
DESIGN UNITS: INCH
THIRD ANGLE PROJECTION

DRAWN BY: BRUPERT DATE: 2014/03/21
CHECKED BY: DATE:
APPROVED BY: BWOODMAN DATE: 2014/07/29
MATERIAL NO.: SEE CHART

TITLE: QC FEMALE/MALE STR/90 4 POLE SHIELDED 10/4 TPE CABLE

molex

DOCUMENT NO.: SD-130064-002
SHEET NO.: 1 OF 1
SIZE: B

THIS DRAWING CONTAINS INFORMATION THAT IS PROPRIETARY TO MOLEX INCORPORATED AND SHOULD NOT BE USED WITHOUT WRITTEN PERMISSION