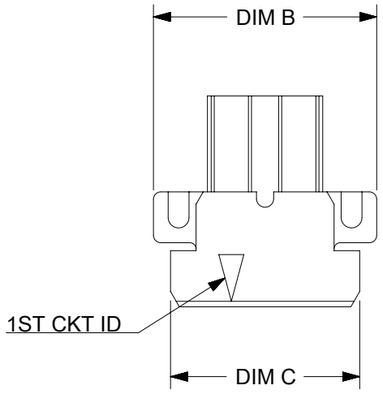

PRESS-FIT TAIL		SOLDER TAIL	
PEG VERSION	SCREW MOUNT VERSION	SCREW MOUNT VERSION	PEG VERSION
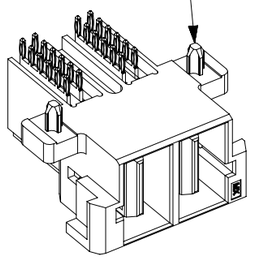	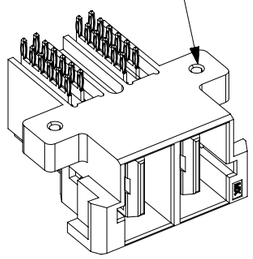	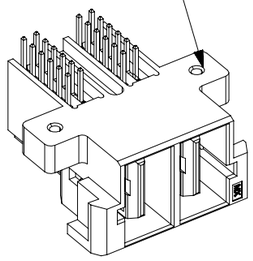	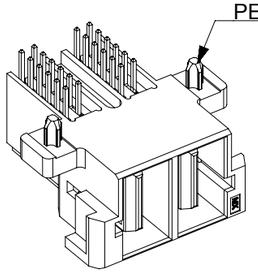
P/NO: 151035-0***	P/NO: 151035-1***	P/NO: 151035-1***	P/NO: 151035-0***

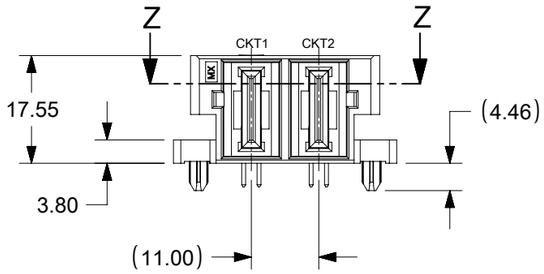

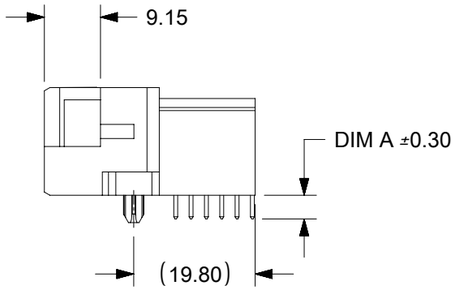

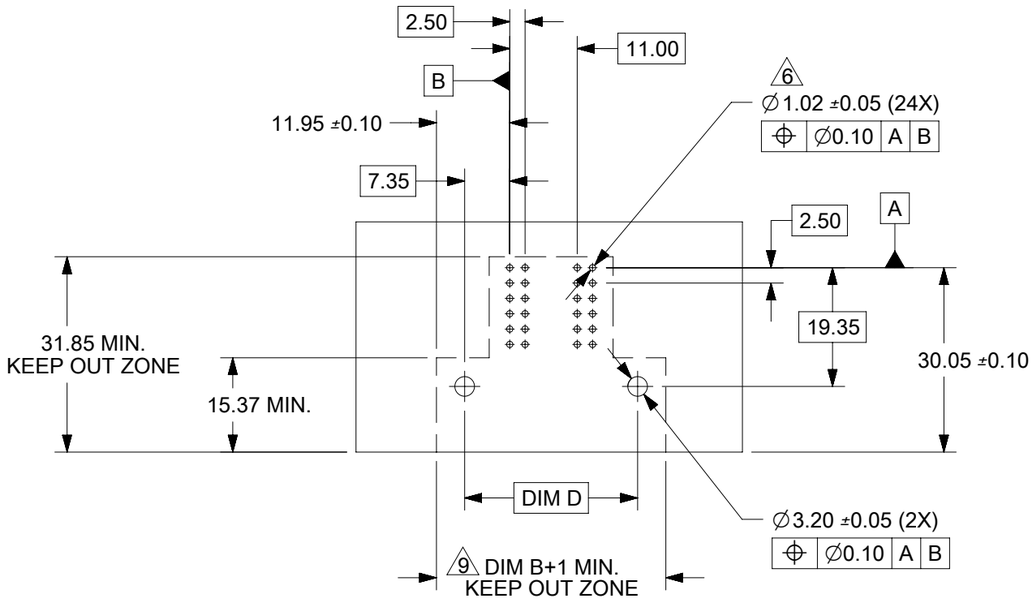

RECOMMEDED PCB LAYOUT
(COMPONENT SIDE)

PEG MOUNT OPTIONS

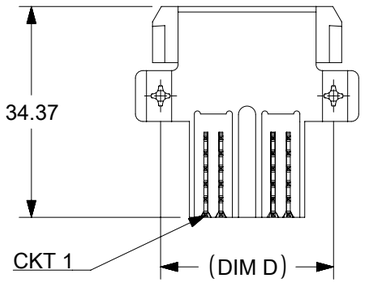

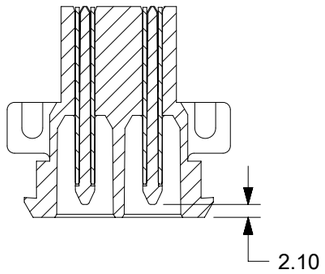

SECTION Z-Z

NOTE:
1. MATERIAL:
   HOUSING: LCP, UL 94V-0, COLOR: BLACK
   TERMINALS: COPPER ALLOY
2. PLATING:
   30µ IN GOLD ON CONTACT AREA
   100µ IN TIN IN THE PC TAIL AREA OVER
   50µ IN NICKEL OVERALL UNDERPLATE
3. PRODUCT SPECIFICATION: PS-151053-0001
4. PARTS TO BE PACKED PER PACKAGING SPEC: PK-151035-0001
5. MATING WITH CRIMP: 46819, RECEPTACLE HOUSING SERIES 151034
6. PCB HOLES TO BE PLATED THRU HOLES.
7. CONTACTS ARE LUBRICATED.
8. RECOMMENED SCREW: 2-32 TYPE AB X 0.300" (FOR 1.60MM PCB)
   2-32 TYPE AB X 0.375" (FOR 2.36 & 3.18MM PCB)
   SCREWS ARE SOLD SEPERATELY.
9. KEEP-OUT ZONE DOES NOT TAKE FINGER SPACING INTO ACCOUNT.
   PLEASE MAKE SURE TO LEAVE APPROPRIATE CLEARANCE BETWEEN
   LATCHES AND ADJACENT PRODUCT FOR PROPER LATCH FUNCTION.

THIS DRAWING CONTAINS INFORMATION THAT IS PROPRIETARY TO MOLEX ELECTRONIC TECHNOLOGIES, LLC AND SHOULD NOT BE USED WITHOUT WRITTEN PERMISSION

DIMENSION UNITS	SCALE
MM	1:1

GENERAL TOLERANCES (UNLESS SPECIFIED)

ANGULAR TOL	±	3.0 °
4 PLACES	±	
3 PLACES	±	
2 PLACES	±	0.25
1 PLACE	±	0.25
0 PLACES	±	

DRAFT WHERE APPLICABLE MUST REMAIN WITHIN DIMENSIONS

CURRENT REV DESC: ADDED FMLB NOTE

EC NO:	789995	
DRWN:	AKASHM6	2024/04/16
CHK'D:	MBELLE	2024/06/21
APPR:	HTHYAGARAJ	2024/06/21

INITIAL REVISION:

DRWN:	CGOH	2014/04/23
APPR:	KHLIM	2014/10/22

molex

GUARDIAN II
RA PLUG ASSEMBLY 2 - 6 CKTS

PRODUCT CUSTOMER DRAWING

THIRD ANGLE PROJECTION	DRAWING	SERIES	MATERIAL NUMBER	CUSTOMER	SHEET NUMBER
	A3-SIZE	151035	SEE TABLE	GENERAL MARKET	1 OF 2

DOCUMENT NUMBER	DOC TYPE	DOC PART	REVISION
SD-151035-0001	PSD	001	C2

DOCUMENT STATUS	P1	RELEASE DATE	2024/06/21 18:27:09

FORMAT: master-B-size-A3
REVISION: J1
DATE: 2021/05/05

CKT SIZE	PART NO.	DIM A PC TAIL	PC BOARD THICKNESS	PC TAIL TYPE	GUIDE OPTION	DIM B	DIM C	DIM D	DIM E	DIM F
2 CKT	151035-0002	3.86±0.30	2.36	SOLDER TAIL	PEG	36.40	30.84	28.20	43.20	38.60
	151035-0012	4.69±0.30	3.18							
	151035-0032	2.70±0.30	1.58							
	151035-0022	3.28±0.30	1.60	COMPLIANT PIN						
	151035-1002	3.86±0.30	2.36	SOLDER TAIL	SCREW MOUNT					
	151035-1012	4.69±0.30	3.18							
	151035-1032	2.70±0.30	1.58							
	151035-1022	3.28±0.30	1.60	COMPLIANT PIN						
3 CKT	151035-0003	3.86±0.30	2.36	SOLDER TAIL	PEG	47.40	41.84	39.20	54.20	49.60
	151035-0013	4.69±0.30	3.18							
	151035-0033	2.70±0.30	1.58							
	151035-0023	3.28±0.30	1.60	COMPLIANT PIN						
	151035-1003	3.86±0.30	2.36	SOLDER TAIL	SCREW MOUNT					
	151035-1013	4.69±0.30	3.18							
	151035-1033	2.70±0.30	1.58							
	151035-1023	3.28±0.30	1.60	COMPLIANT PIN						
4 CKT	151035-0004	3.86±0.30	2.36	SOLDER TAIL	PEG	58.40	52.84	50.20	65.20	60.60
	151035-0014	4.69±0.30	3.18							
	151035-0034	2.70±0.30	1.58							
	151035-0024	3.28±0.30	1.60	COMPLIANT PIN						
	151035-1004	3.86±0.30	2.36	SOLDER TAIL	SCREW MOUNT					
	151035-1014	4.69±0.30	3.18							
	151035-1034	2.70±0.30	1.58							
	151035-1024	3.28±0.30	1.60	COMPLIANT PIN						
5 CKT	151035-0005	3.86±0.30	2.36	SOLDER TAIL	PEG	69.40	63.84	61.20	76.20	71.60
	151035-0015	4.69±0.30	3.18							
	151035-0035	2.70±0.30	1.58							
	151035-0025	3.28±0.30	1.60	COMPLIANT PIN						
	151035-1005	3.86±0.30	2.36	SOLDER TAIL	SCREW MOUNT					
	151035-1015	4.69±0.30	3.18							
	151035-1035	2.70±0.30	1.58							
	151035-1025	3.28±0.30	1.60	COMPLIANT PIN						
6 CKT	151035-0006	3.86±0.30	2.36	SOLDER TAIL	PEG	80.40	74.84	72.20	87.20	82.60
	151035-0016	4.69±0.30	3.18							
	151035-0036	2.70±0.30	1.58							
	151035-0026	3.28±0.30	1.60	COMPLIANT PIN						
	151035-1006	3.86±0.30	2.36	SOLDER TAIL	SCREW MOUNT					
	151035-1016	4.69±0.30	3.18							
	151035-1036	2.70±0.30	1.58							
	151035-1026	3.28±0.30	1.60	COMPLIANT PIN						

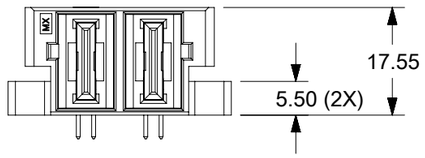

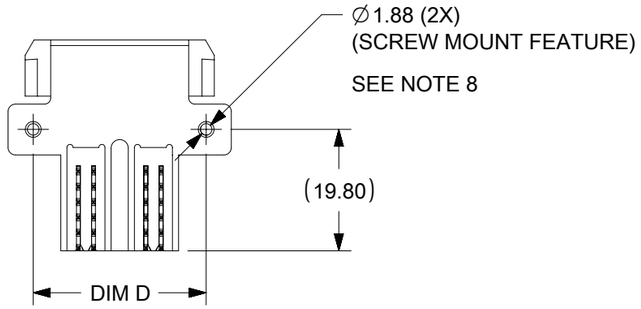

SCREW MOUNT OPTIONS

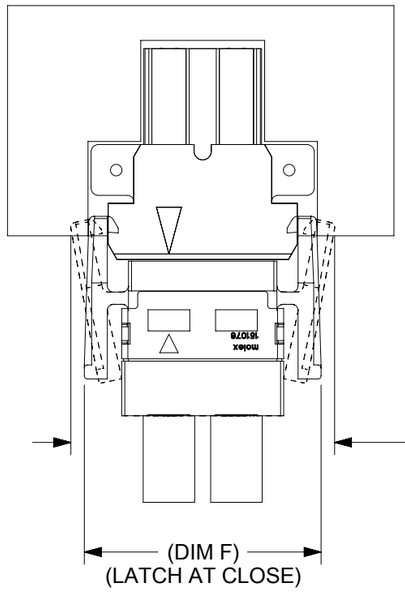

CONNECTOR ASSEMBLY WITH RECEPTACLE CABLE.

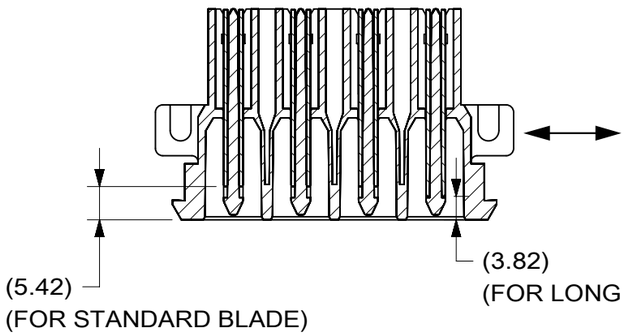

PLEASE CONTACT PRODUCT MANAGER
FOR FIRST MATE-LAST BREAK CONFIGURATIONS

THIS DRAWING CONTAINS INFORMATION THAT IS PROPRIETARY TO MOLEX ELECTRONIC TECHNOLOGIES, LLC AND SHOULD NOT BE USED WITHOUT WRITTEN PERMISSION

DIMENSION UNITS	SCALE
MM	1:1

GENERAL TOLERANCES (UNLESS SPECIFIED)

ANGULAR TOL	±	3.0 °
4 PLACES	±	
3 PLACES	±	
2 PLACES	±	0.25
1 PLACE	±	0.25
0 PLACES	±	

DRAFT WHERE APPLICABLE MUST REMAIN WITHIN DIMENSIONS

CURRENT REV DESC: ADDED FMLB NOTE

EC NO: 789995
DRWN: AKASHM6 2024/04/16
CHK'D: MBELLE 2024/06/21
APPR: HTHYAGARAJ 2024/06/21

INITIAL REVISION:
DRWN: CGOH 2014/04/23
APPR: KHLIM 2014/10/22

THIRD ANGLE PROJECTION | DRAWING: A3-SIZE | SERIES: 151035

molex

GUARDIAN II
RA PLUG ASSEMBLY 2 - 6 CKTS

PRODUCT CUSTOMER DRAWING

DOCUMENT NUMBER	DOC TYPE	DOC PART	REVISION
SD-151035-0001	PSD	001	C2

MATERIAL NUMBER	CUSTOMER	SHEET NUMBER
SEE TABLE	GENERAL MARKET	2 OF 2

DOCUMENT STATUS	P1	RELEASE DATE	2024/06/21 18:27:09

FORMAT: master-mx-A3
REVISION: J1
DATE: 2021/05/06