NOTES:
1. MATERIALS: HOUSING - LIQUID CRYSTAL POLYMER (LCP)
GLASS-FILLED, UL94V-0
TERMINALS - HIGH PERFORMANCE COPPER ALLOY
2. FINISH: 30uIN GOLD IN CONTACT AREA.
SELECTIVE TIN ON PCB TAILS.
NICKEL OVERALL.
3. REFER TO MOLEX PRODUCT SPECIFICATION PS-171320-999 FOR PERFORMANCE SPECIFICATIONS.
4. THIS PART CONFORMS TO CLASS B REQUIREMENTS OF COSMETIC SPEC PS-45499-002.
5. PRODUCT WILL BE PACKAGED PER PK-78888-309.
6. SEE SHEETS 2 AND 3 FOR PCB LAYOUT AND ORTHOGONAL PIN MAPPING.
7. MATES WITH IMPEL ORTHO DAUGHTERCARD SERIES NUMBER 171500 (UNGUIDED).
8. REFER TO IMPEL PCB ROUTING GUIDE AS-171500-990 FOR ANTIPAD, ROUTING RECOMMENDATIONS, AND ADDITIONAL PCB INFORMATION.
9. CONNECTORS ARE SUPPLIED WITH TWO 2-32 THREAD FORMING SCREWS.
10. PLEASE REMOVE DUST COVER BEFORE MATING.

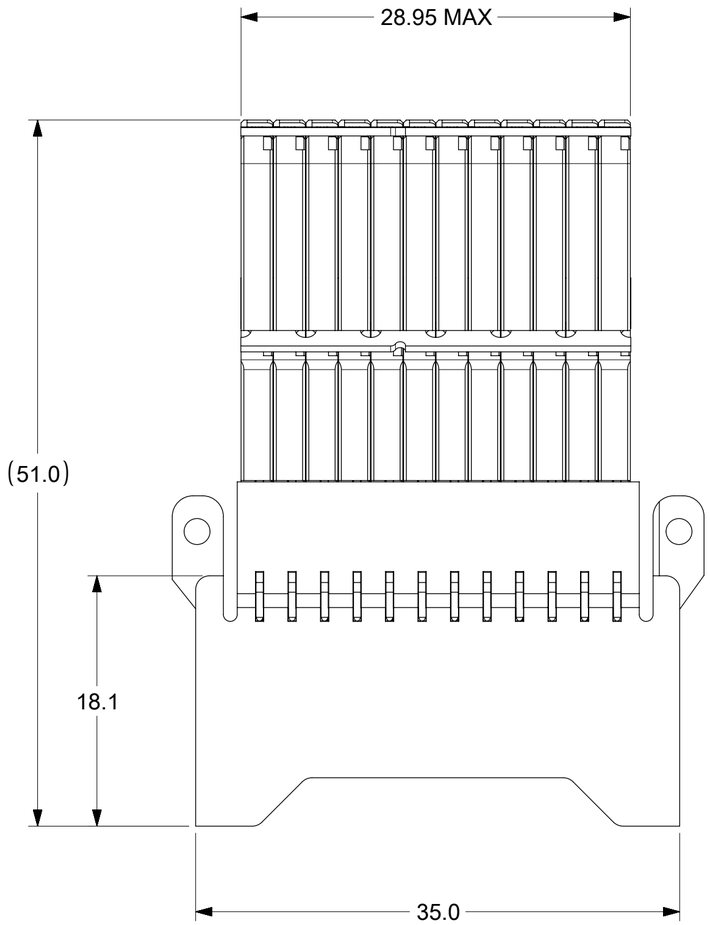

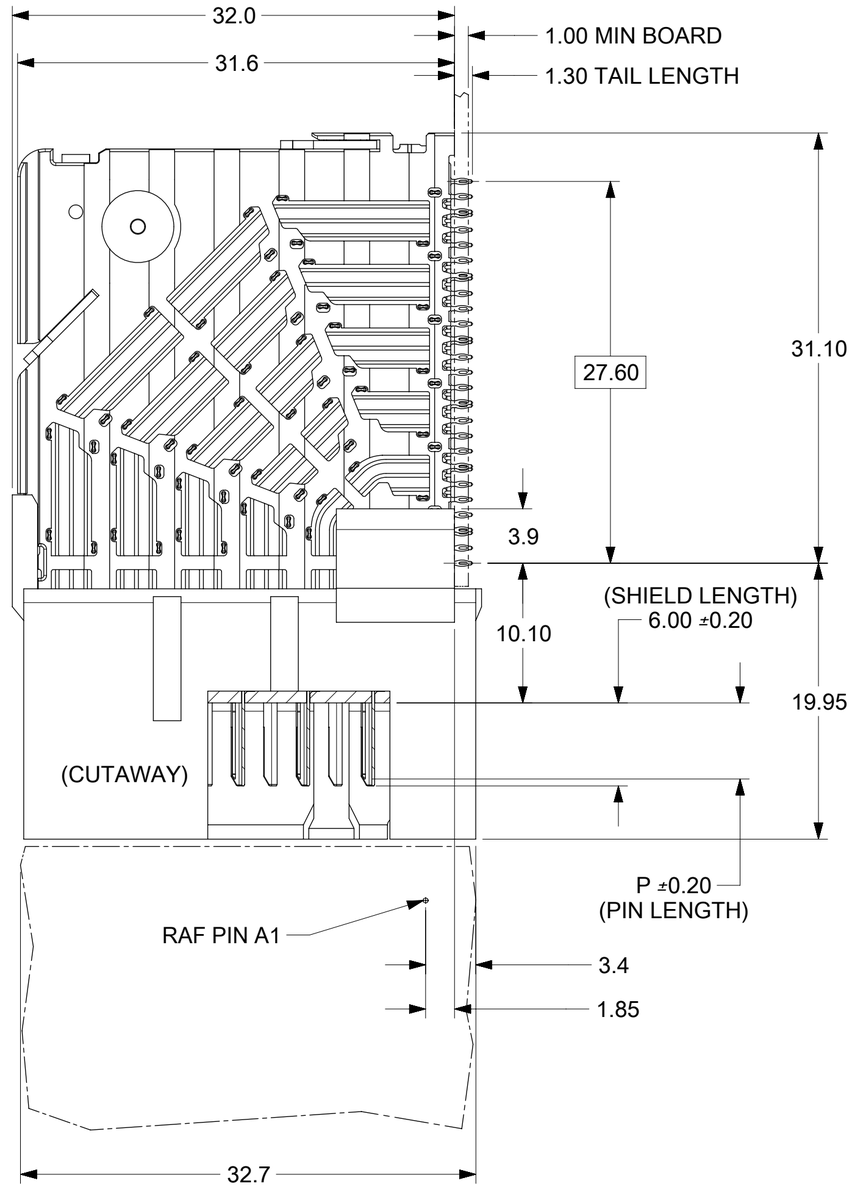

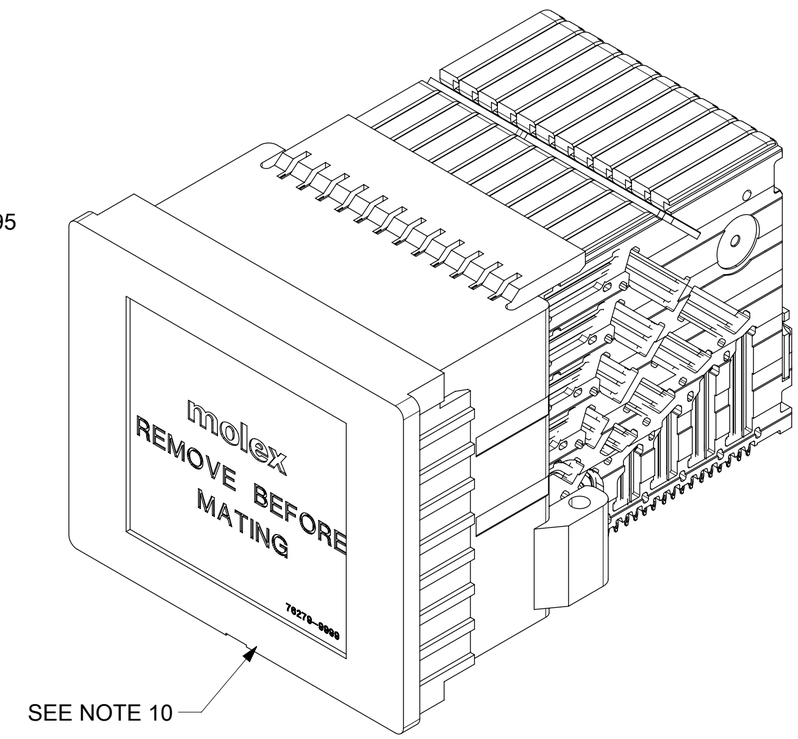

IMPEL 6P OD-RAM
WITH DUST COVER

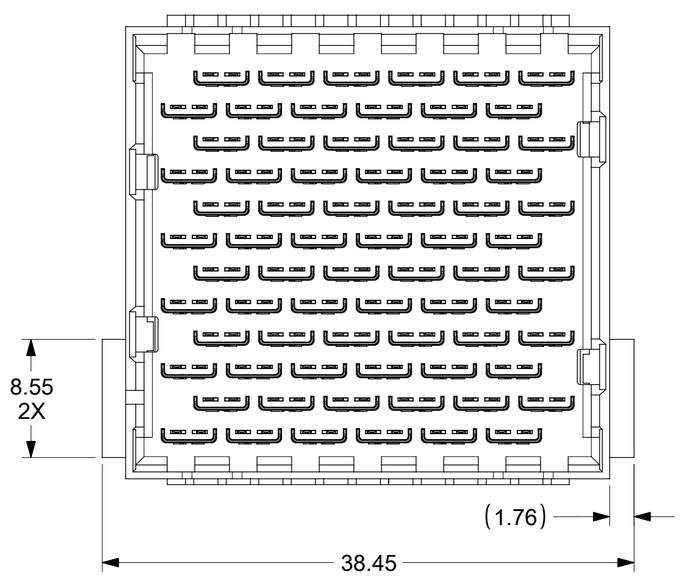

SYMBOLS	
FA	= 0
FC	= 0
FP	= 0
S	= 0
▼	= 0
C	= 0
☒	= 0
■	= 0
V	= 0

THIS DRAWING CONTAINS INFORMATION THAT IS PROPRIETARY TO MOLEX ELECTRONIC TECHNOLOGIES, LLC AND SHOULD NOT BE USED WITHOUT WRITTEN PERMISSION

DIMENSION UNITS	SCALE
	3:1

GENERAL TOLERANCES (UNLESS SPECIFIED)

ANGULAR TOL	±	0.5 °
4 PLACES	±	
3 PLACES	±	
2 PLACES	±	0.13
1 PLACE	±	0.25
0 PLACES	±	

DRAFT WHERE APPLICABLE MUST REMAIN WITHIN DIMENSIONS

CURRENT REV DESC: ADD 1717409218

EC NO:	604031	
DRWN:	JLTAN06	2018/09/13
CHK'D:	CYLIAW	2018/09/13
APPR:	DWLEE01	2018/09/21

INITIAL REVISION:

DRWN:	DWLEE01	2016/03/04
APPR:	DWLEE01	2016/03/08

THIRD ANGLE PROJECTION | DRAWING: C-SIZE | SERIES: 171740

molex

IMPEL ORTHOGONAL DIRECT
6 PAIR X 12 COLUMN RAM UNGUIDED SALES DRAWING

PRODUCT CUSTOMER DRAWING

DOCUMENT NUMBER	DOC TYPE	DOC PART	REVISION
SD-171740-9004	PSD	001	B1

MATERIAL NUMBER	CUSTOMER	SHEET NUMBER
SEE CHART	GENERAL MARKET	1 OF 3

DOCUMENT STATUS	P1	RELEASE DATE	2018/09/21 00:10:52

FORMAT: master-tb-prod-C
REVISION: H
DATE: 2018/01/18

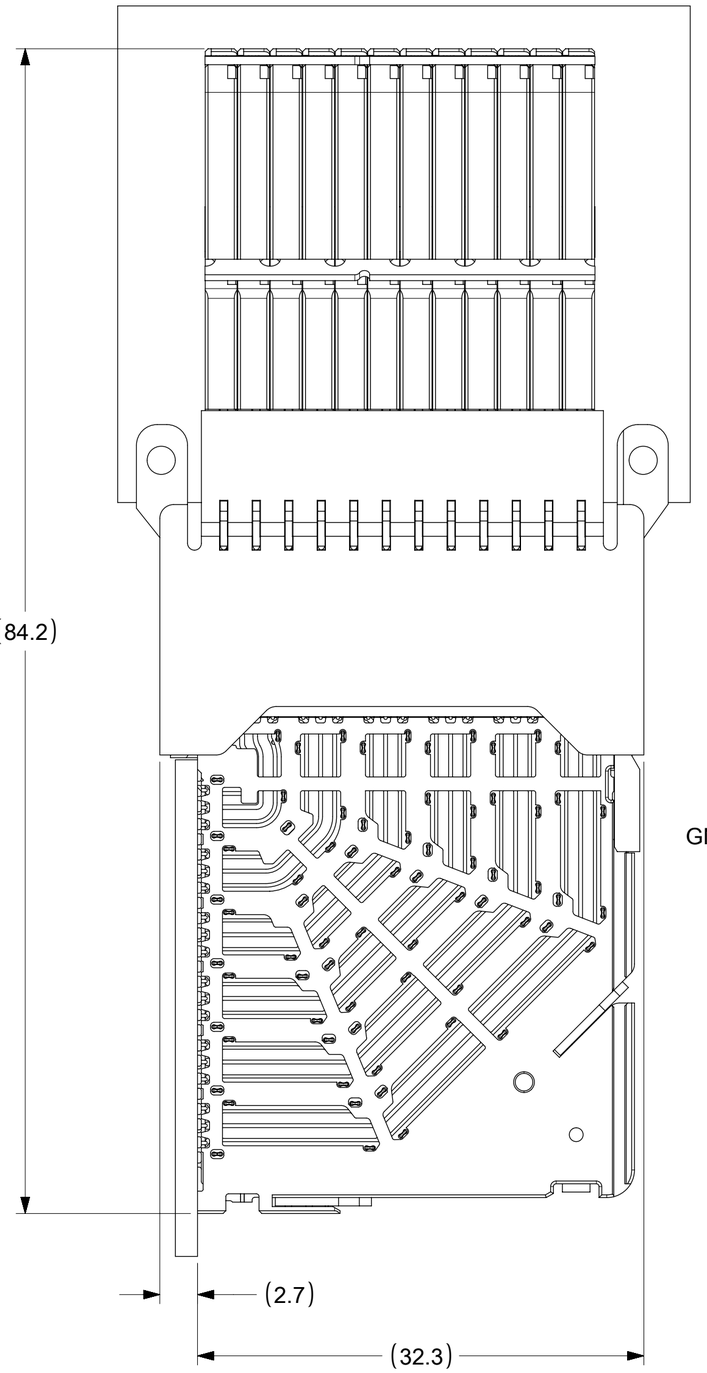

MATED DIMENSIONS

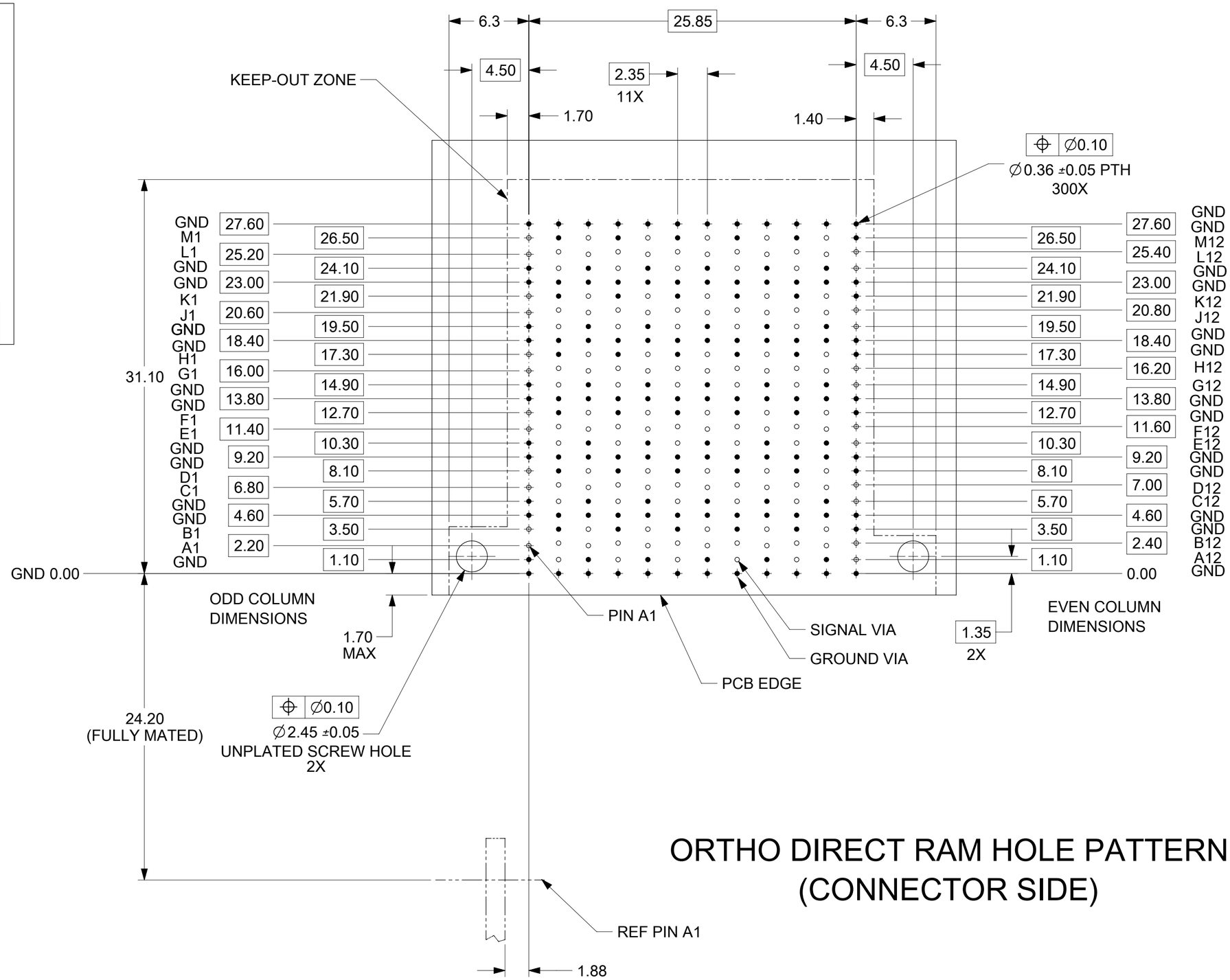

ORTHO DIRECT RAM HOLE PATTERN (CONNECTOR SIDE)

SYMBOLS	
FA	= 0
FC	= 0
FP	= 0
S	= 0
▼	= 0
C	= 0
☒	= 0
■	= 0
V	= 0

THIS DRAWING CONTAINS INFORMATION THAT IS PROPRIETARY TO MOLEX ELECTRONIC TECHNOLOGIES, LLC AND SHOULD NOT BE USED WITHOUT WRITTEN PERMISSION

DIMENSION UNITS	SCALE
	4:1

GENERAL TOLERANCES (UNLESS SPECIFIED)

ANGULAR TOL	±	0.5 °
4 PLACES	±	
3 PLACES	±	
2 PLACES	±	0.13
1 PLACE	±	0.25
0 PLACES	±	

DRAFT WHERE APPLICABLE MUST REMAIN WITHIN DIMENSIONS

CURRENT REV DESC: ADD 1717409218

EC NO:	604031	
DRWN:	JLTAN06	2018/09/13
CHK'D:	CYLIAW	2018/09/13
APPR:	DWLEE01	2018/09/21

INITIAL REVISION:

DRWN:	DWLEE01	2016/03/04
APPR:	DWLEE01	2016/03/08

THIRD ANGLE PROJECTION

DRAWING	SERIES
C-SIZE	171740

molex

IMPEL ORTHOGONAL DIRECT
6 PAIR X 12 COLUMN RAM UNGUIDED SALES DRAWING

PRODUCT CUSTOMER DRAWING

DOCUMENT NUMBER	DOC TYPE	DOC PART	REVISION
SD-171740-9004	PSD	001	B1

MATERIAL NUMBER	CUSTOMER	SHEET NUMBER
SEE CHART	GENERAL MARKET	2 OF 3

DOCUMENT STATUS	P1	RELEASE DATE	2018/09/21 00:10:52

FORMAT: master-tb-prod-C
REVISION: H
DATE: 2018/01/18

ORTHO PIN MAPPING											
(RAF - OD RAM)											
M1-A11	M2-B12	M3-C11	M4-D12	M5-E11	M6-F12	M7-G11	M8-H12	M9-J11	M10-K12	M11-L11	M12-M12
L1-B11	L2-A12	L3-D11	L4-C12	L5-F11	L6-E12	L7-H11	L8-G12	L9-K11	L10-J12	L11-M11	L12-L12
K1-A9	K2-B10	K3-C9	K4-D10	K5-E9	K6-F10	K7-G9	K8-H10	K9-J9	K10-K10	K11-L9	K12-M10
J1-B9	J2-A10	J3-D9	J4-C10	J5-F9	J6-E10	J7-H9	J8-G10	J9-K9	J10-J10	J11-M9	J12-L10
H1-A7	H2-B8	H3-C7	H4-D8	H5-E7	H6-F8	H7-G7	H8-H8	H9-J7	H10-K8	H11-L7	H12-M8
G1-B7	G2-A8	G3-D7	G4-C8	G5-F7	G6-E8	G7-H7	G8-G8	G9-K7	G10-J8	G11-M7	G12-L8
F1-A5	F2-B6	F3-C5	F4-D6	F5-E5	F6-F6	F7-G5	F8-H6	F9-J5	F10-K6	F11-L5	F12-M6
E1-B5	E2-A6	E3-D5	E4-C6	E5-F5	E6-E6	E7-H5	E8-G6	E9-K5	E10-J6	E11-M5	E12-L6
D1-A3	D2-B4	D3-C3	D4-D4	D5-E3	D6-F4	D7-G3	D8-H4	D9-J3	D10-K4	D11-L3	D12-M4
C1-B3	C2-A4	C3-D3	C4-C4	C5-F3	C6-E4	C7-H3	C8-G4	C9-K3	C10-J4	C11-M3	C12-L4
B1-A1	B2-B2	B3-C1	B4-D2	B5-E1	B6-F2	B7-G1	B8-H2	B9-J1	B10-K2	B11-L1	B12-M2
A1-B1	A2-A2	A3-D1	A4-C2	A5-F1	A6-E2	A7-H1	A8-G2	A9-K1	A10-J2	A11-M1	A12-L2

B

MATERIAL NUMBER	NUMBER OF COLUMNS	NUMBER OF DIFF PAIR	DIM "P"	SUPPLIED SCREW P/N	APPLICABLE MAX. BOARD THICKNESS
171740-9288	12	72	5.50	73726-0000	4.4 MM
171740-9218	12	72	5.50	73726-0020	5.5 MM

ORTHO DIRECT RAM

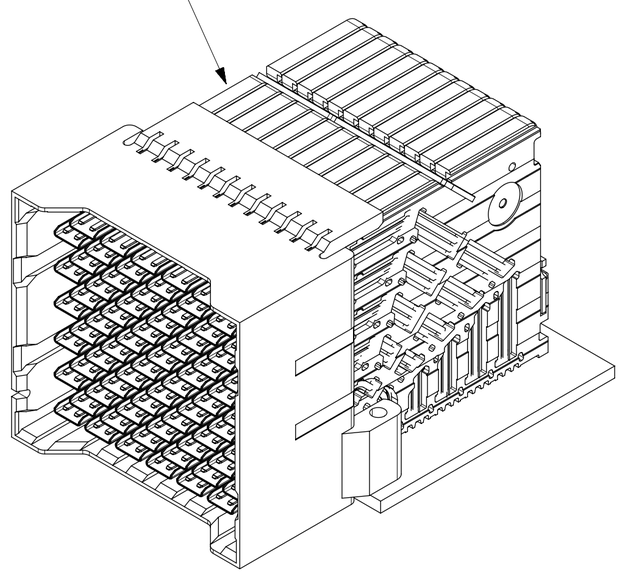

ORTHO RAF

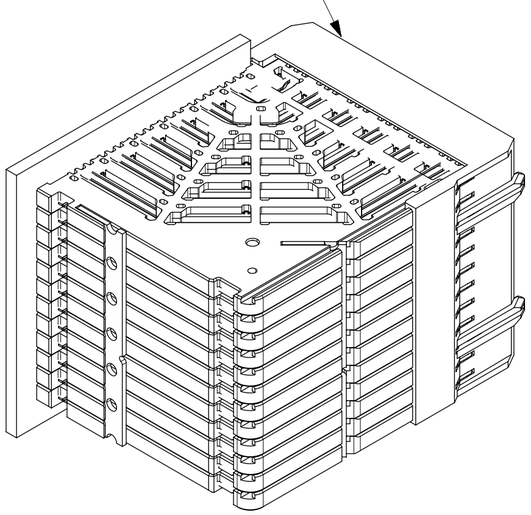

171740-92**

PIN LENGTH (P)
7 = 4.90
8 = 5.50

COLUMN SIZE
2 = 12 COLUMN

CONNECTORS ARE DESIGNED TO MATE IN THE ORIENTATION AS SHOWN.
(THIS IS CONSISTENT WITH THE 270° ORIENTATION OF THE ORTHO
MIDPLANE SYSTEM, BUT THE ORTHOGONAL PINMAP IS DIFFERENT.)

SYMBOLS
EA = 0
EC = 0
EP = 0
S = 0
▼ = 0
C = 0
☒ = 0
■ = 0
V = 0

THIS DRAWING CONTAINS INFORMATION THAT IS PROPRIETARY TO MOLEX ELECTRONIC TECHNOLOGIES, LLC AND SHOULD NOT BE USED WITHOUT WRITTEN PERMISSION

DIMENSION UNITS | SCALE 2:1

GENERAL TOLERANCES (UNLESS SPECIFIED)
ANGULAR TOL ± 0.5 °
4 PLACES ±
3 PLACES ±
2 PLACES ± 0.13
1 PLACE ± 0.25
0 PLACES ±

DRAFT WHERE APPLICABLE MUST REMAIN WITHIN DIMENSIONS

CURRENT REV DESC: ADD 1717409218

EC NO: 604031
DRWN: JLTAN06 2018/09/13
CHK'D: CYLIAW 2018/09/13
APPR: DWLEE01 2018/09/21

INITIAL REVISION:
DRWN: DWLEE01 2016/03/04
APPR: DWLEE01 2016/03/08

THIRD ANGLE PROJECTION | DRAWING C-SIZE | SERIES 171740

molex

IMPEL ORTHOGONAL DIRECT
6 PAIR X 12 COLUMN RAM UNGUIDED SALES DRAWING

PRODUCT CUSTOMER DRAWING

DOCUMENT NUMBER	DOC TYPE	DOC PART	REVISION
SD-171740-9004	PSD	001	B1

MATERIAL NUMBER	CUSTOMER	SHEET NUMBER
SEE CHART	GENERAL MARKET	3 OF 3

DOCUMENT STATUS	P1	RELEASE DATE	2018/09/21 00:10:52

FORMAT: master-tb-prod-C
REVISION: H
DATE: 2018/01/18