Printed-circuit board connector - PC 5/ 8-ST1-7,62 - 1777781

Please be informed that the data shown in this PDF Document is generated from our Online Catalog. Please find the complete data in the user's documentation. Our General Terms of Use for Downloads are valid (http://download.phoenixcontact.com)



Plug component, Nominal current: 41 A, Rated voltage (III/2): 1000 V, Number of positions: 8, Pitch: 7.62 mm, Connection method: Screw connection, Color: green, Contact surface: Tin

Product Features

- Unlimited 600 V UL approval
- Maximum contact reliability due to integrated double steel spring
- CP-PC coding profile as protection against mismatching
- High-capacity plugs with a current carrying capacity of 41 A and a connection capacity of 6 mm², stranded/10 mm², solid

Key commercial data

Packing unit	1 PCE
GTIN	4 046356 522922
Custom tariff number	85366990
Country of origin	GERMANY

Technical data

Dimensions / positions

Length	35.5 mm
Height	19.7 mm
Pitch	7.62 mm
Dimension a	53.34 mm
Number of positions	8
Screw thread	M3
Tightening torque, min	0.5 Nm
Tightening torque max	0.8 Nm

Technical data

Printed-circuit board connector - PC 5/ 8-ST1-7,62 - 1777781

Technical data

Technical data

Range of articles	PC 5/..-ST1
Insulating material group	I
Rated surge voltage (III/3)	8 kV
Rated surge voltage (III/2)	8 kV
Rated surge voltage (II/2)	6 kV
Rated voltage (III/2)	1000 V
Rated voltage (II/2)	1000 V
Nominal current I_N	41 A
Nominal voltage U_N	1000 V
Nominal cross section	6 mm²
Maximum load current	41 A
Insulating material	PA
Inflammability class according to UL 94	V0
Internal cylindrical gage	A4
Stripping length	10 mm
Nominal voltage, UL/CUL Use Group B	600 V
Nominal current, UL/CUL Use Group B	41 A
Nominal voltage, UL/CUL Use Group C	600 V
Nominal current, UL/CUL Use Group C	41 A

Connection data

Conductor cross section solid min.	0.2 mm²
Conductor cross section solid max.	10 mm²
Conductor cross section stranded min.	0.2 mm²
Conductor cross section stranded max.	6 mm²
Conductor cross section stranded, with ferrule without plastic sleeve min.	0.25 mm²
Conductor cross section stranded, with ferrule without plastic sleeve max.	6 mm²
Conductor cross section stranded, with ferrule with plastic sleeve min.	0.25 mm²
Conductor cross section stranded, with ferrule with plastic sleeve max.	4 mm²
Conductor cross section AWG/kcmil min.	24
Conductor cross section AWG/kcmil max	10
2 conductors with same cross section, solid min.	0.2 mm²
2 conductors with same cross section, solid max.	2.5 mm²
2 conductors with same cross section, stranded min.	0.2 mm²
2 conductors with same cross section, stranded max.	4 mm²
2 conductors with same cross section, stranded, ferrules without plastic sleeve, min.	0.25 mm²

Printed-circuit board connector - PC 5/ 8-ST1-7,62 - 1777781

Technical data

Connection data

2 conductors with same cross section, stranded, ferrules without plastic sleeve, max.	1.5 mm²
2 conductors with same cross section, stranded, TWIN ferrules with plastic sleeve, min.	0.25 mm²
2 conductors with same cross section, stranded, TWIN ferrules with plastic sleeve, max.	2.5 mm²
Minimum AWG according to UL/CUL	24
Maximum AWG according to UL/CUL	8

Classifications

ETIM

ETIM 3.0	EC001121
ETIM 4.0	EC002638
ETIM 5.0	EC002638

UNSPSC

UNSPSC 11	39121409
UNSPSC 12.01	39121409
UNSPSC 13.2	39121409
UNSPSC 6.01	30211810
UNSPSC 7.0901	39121409

eCl@ss

eCl@ss 4.0	272607xx
eCl@ss 4.1	27260701
eCl@ss 5.0	27260701
eCl@ss 5.1	27141190
eCl@ss 6.0	27260704
eCl@ss 7.0	27440402

Approvals

Approvals

Approvals

UL Recognized / cUL Recognized / GOST / GOST / cULus Recognized

Printed-circuit board connector - PC 5/ 8-ST1-7,62 - 1777781

Approvals

Ex Approvals

Approvals submitted

Approval details

UL Recognized

	B	C
mm²/AWG/kcmil	24-8	24-8
Nominal current IN	41 A	41 A
Nominal voltage UN	600 V	600 V

cUL Recognized

	B	C
mm²/AWG/kcmil	24-8	24-8
Nominal current IN	41 A	41 A
Nominal voltage UN	600 V	600 V

GOST

GOST

cULus Recognized

Accessories

Accessories

Tools

Printed-circuit board connector - PC 5/ 8-ST1-7,62 - 1777781

Accessories

Phillips-screwdriver - SZK PH1 VDE - 1205150



Screwdriver, PH crosshead, VDE insulated, size: PH 1 x 80 mm, 2-component grip, with non-slip grip

Phillips-screwdriver - SZS 0,6X3,5 - 1205053



Actuation tool, for ST terminal blocks, insulated, also suitable for use as a bladed screwdriver, size: 0.6 x 3.5 x 100 mm, 2-component grip, with non-slip grip

Coding profile - CP-PC RD - 1701967



Coding profile, for plugging into the coding ribs of the plug at a later date, insulating material, color: Red

Drawings

Diagram

Type:
PC
5/...-
ST1-7,62
with
PCVK
4-7,62

Diagram

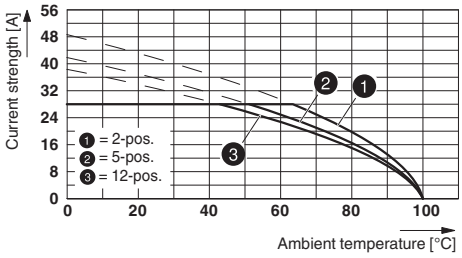

Derating curve for: PC 5/...-ST1-7,62 with PC 4/....-G-7,62
Conductor cross section: 4 mm^2

Printed-circuit board connector - PC 5/ 8-ST1-7,62 - 1777781

Diagram

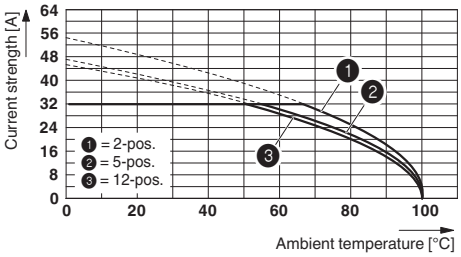

Derating curve for: PC 5/...-ST1-7,62 with PC 5/...-G-7,62
Conductor cross section: 6 mm^2

Diagram

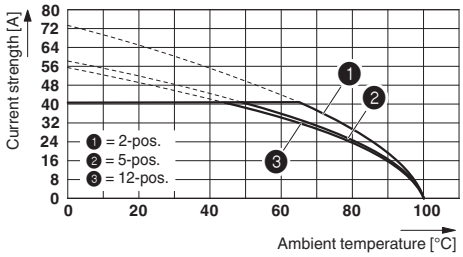

Derating curve for: PC 5/...-ST1-7,62 with PC 5/...-G-7,62
Conductor cross section: 10 mm^2

Diagram

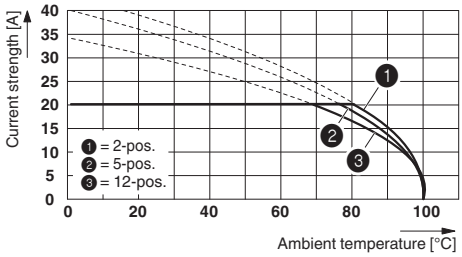

Derating curve for: PC 5/...-ST1-7,62 with PCV 4/....-G-7,62
Conductor cross section: 4 mm^2

Diagram

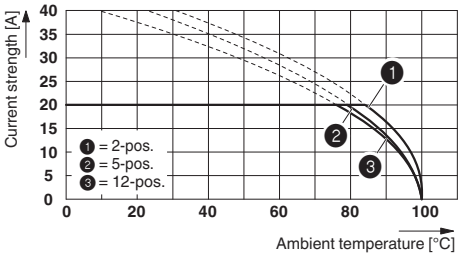

Derating curve for: PC 5/...-ST1-7,62 with PCV 4/....-G-7,62
Conductor cross section: 6 mm^2

Diagram

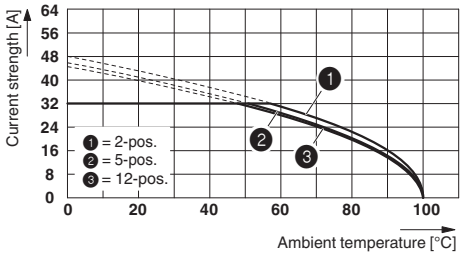

Derating curve for: PC 5/...-ST1-7,62 with PCV 5/....-G-7,62
Conductor cross section: 6 mm^2

Diagram

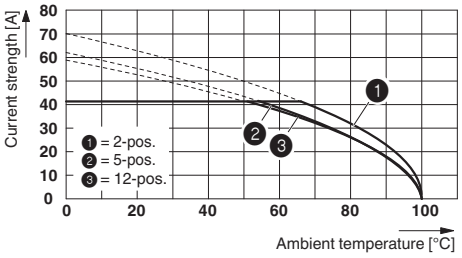

Derating curve for: PC 5/...-ST1-7,62 with PCV 5/....-G-7,62
Conductor cross section: 10 mm^2

Printed-circuit board connector - PC 5/ 8-ST1-7,62 - 1777781

Diagram

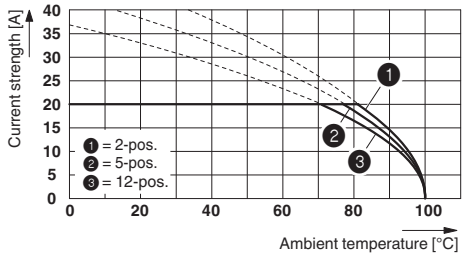

Dimensioned drawing

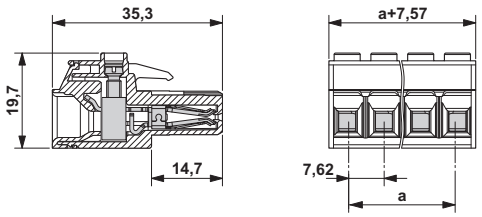

Derating curve for: PC 5/...-ST1-7,62 with PC 4/....-G-7,62
Conductor cross section: 6 mm^2

Printed-circuit board connector - PC 5/ 8-ST1-7,62 - 1777781

Dimensioned drawing

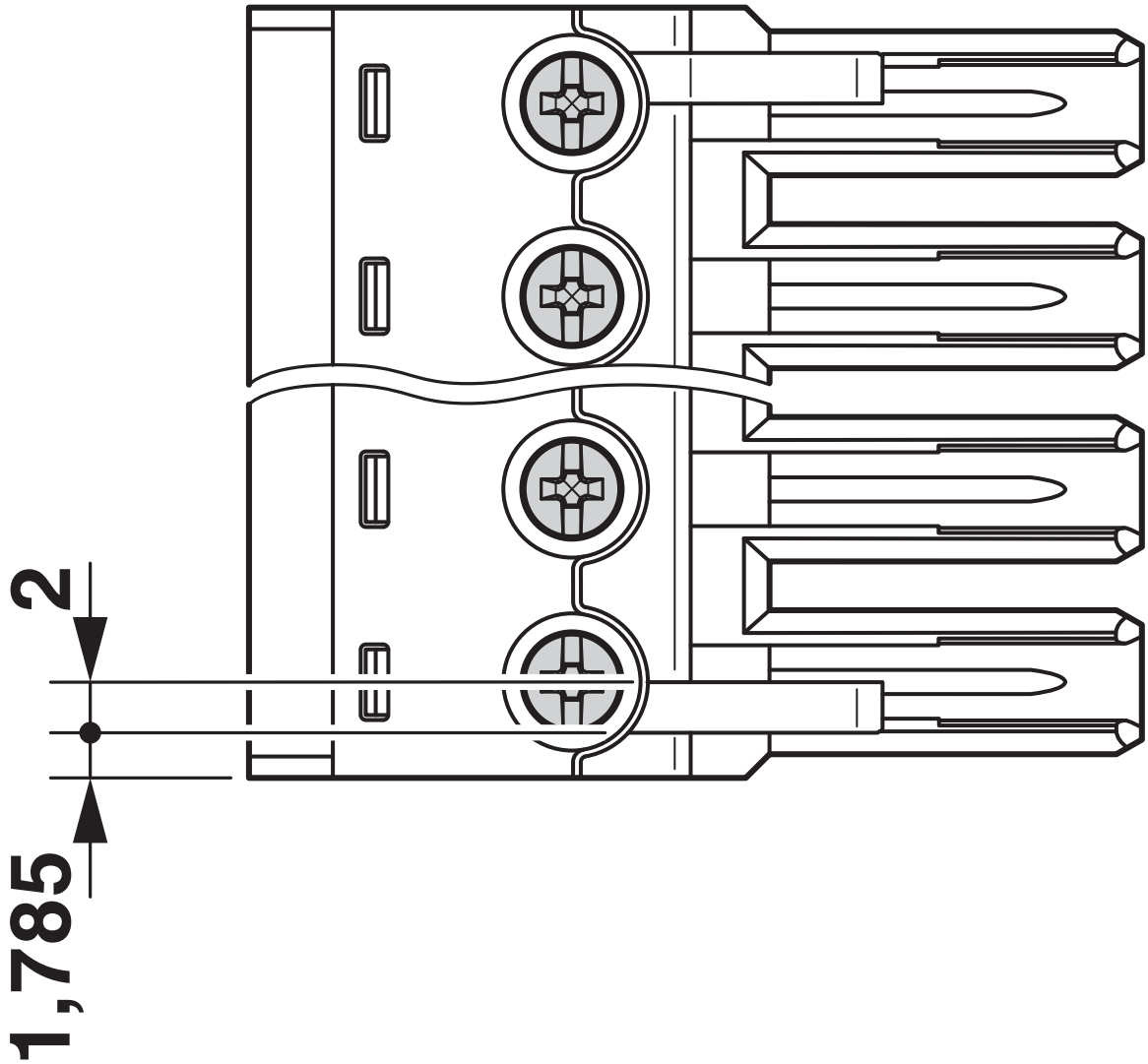

© Phoenix Contact 2013 - all rights reserved
http://www.phoenixcontact.com