DESCRIPTION: R/A - 0.318" - MALE - ECONOMY - D SUB

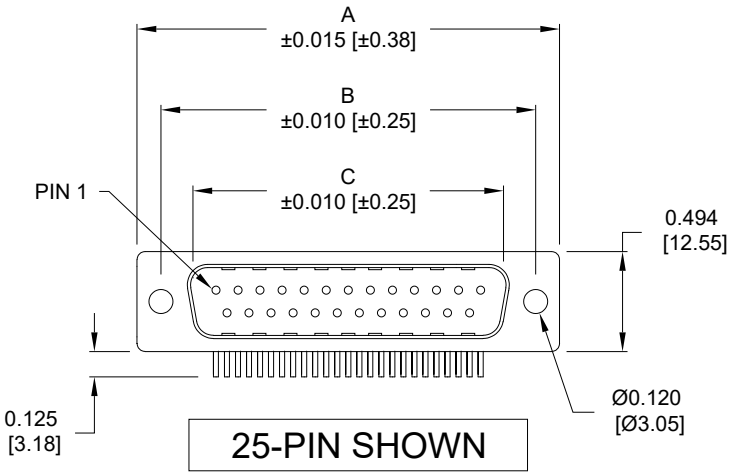


25-PIN SHOWN

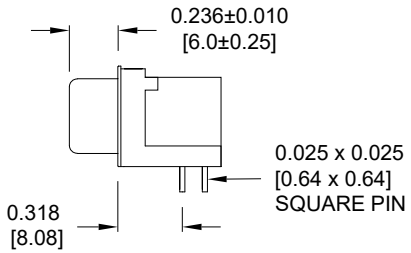


| No. OF PINS | DIMENSIONS | | | |
|---|---|---|---|---|
| | A | B | C | D |
| 009 | 1.213 | 0.984 | 0.666 | 0.492 |
| | 30.80 | 24.99 | 16.92 | 12.50 |
| 015 | 1.541 | 1.312 | 0.994 | 0.656 |
| | 39.14 | 33.32 | 25.25 | 16.66 |
| 025 | 2.088 | 1.852 | 1.534 | 0.926 |
| | 53.04 | 47.04 | 38.96 | 23.52 |
| 037 | 2.729 | 2.500 | 2.181 | 1.250 |
| | 69.32 | 63.50 | 55.40 | 31.75 |

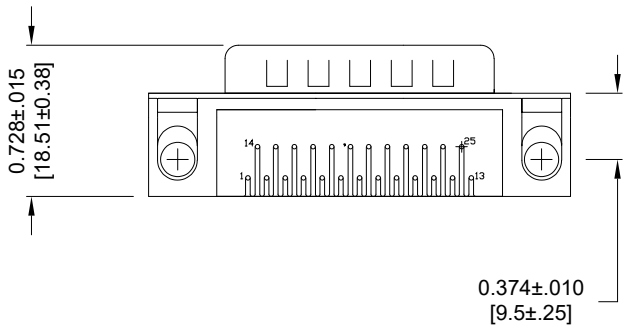


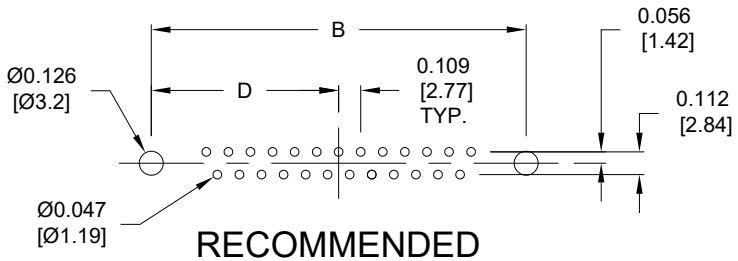


RECOMMENDED
PCB LAYOUT

182-YYY-1 1 3RYY 1

- SERIES
- No. of POSITIONS
- GENDER
  - 1 = MALE
- TERMINATION
  - 1 = PC MOUNT
- SHELL PLATING
  - 3 = NICKEL
- HARDWARE OPTIONS
  - SEE PAGE 2
- PLATING OPTIONS
  - 1 = SELECTIVE (GF MATING AREA / TIN TAILS)
  - 2 = 30u" GOLD

## MATERIAL:

| | |
|---|---|
| SHELL: | NICKEL PLATED SPCC |
| INSULATOR: | UL94 V-0 RATED, BLACK, 260° PA9T |
| CONTACT: | GOLD PLATED BRASS |
| RIVET: | NICKEL PLATED COPPER ALLOY |
| SCREWLOCK: | NICKEL PLATED ZINC ALLOY |
| BOARDLOCK: | TIN PLATED SPCC |

## ELECTRICAL:

| | |
|---|---|
| WORKING VOLTAGE: | 250 V |
| CURRENT RATING: | 5 AMPS MAX |
| DIELECTRIC STRENGTH: | 1,000VAC rms |
| INSULATION RESISTANCE: | 1,000 MOHMS MIN |
| CONTACT RESISTANCE: | 15 mOHM MAX |
| TEMPERATURE: | -55°C TO +105°C |

RoHS COMPLIANT

UNITS = inch [mm]

DO NOT SCALE FROM DRAWING

THESE DRAWINGS AND SPECIFICATIONS ARE THE PROPERTY OF NorComp AND SHALL NOT BE REPRODUCED, COPIED OR USED AS THE BASIS FOR THE MANUFACTURE OR SALE OF APPARATUS WITHOUT WRITTEN PERMISSION.

DRAWN: P. JENKINS

DATE: 03/17/2005

GENERAL TOLERANCES
±0.006 [0.15]
HOLE : ±0.005 [0.13]

NorComp

SCALE: NTS

SHEET 1 OF 2

REV 16

DWG NO. 182-YYY-113RYY1

DESCRIPTION: R/A - 0.318" - MALE - ECONOMY - D SUB

| | 0.141" ±0.020" 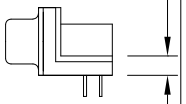 METAL SHELL WITH INSIDE GROUND STRAPS | 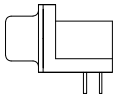 METAL SHELL | 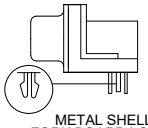 METAL SHELL FORK BOARD LOCKS |
|---|---|---|---|
| 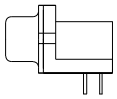 .120" DIA. HOLE | 16 | 43 | 55 |
| 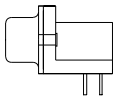 4-40 FLUSH INSERT | 17 | 45 | 53 BOARD LOCKS IN HOLE |
|  4-40 HEX STANDOFF FEMALE SCREWLOCK | 18 | 48 | 56 BOARD LOCKS IN HOLE |
| 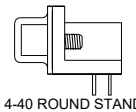 4-40 ROUND STANDOFF FEMALE SCREWLOCK | N/A | N/A | N/A |

HEX SCREW REFERENCE DIMENSIONS:
4.8mm HEAD
6.0mm THREAD LENGTH (MIN.)

RoHS COMPLIANT

UNITS = "as indicated"

DO NOT SCALE FROM DRAWING

THESE DRAWINGS AND SPECIFICATIONS ARE THE PROPERTY OF NorComp AND SHALL NOT BE REPRODUCED, COPIED OR USED AS THE BASIS FOR THE MANUFACTURE OR SALE OF APPARATUS WITHOUT WRITTEN PERMISSION.

DRAWN: P. JENKINS

DATE: 03/17/2005

NorComp

SCALE: NTS

SHEET 2 OF 2

REV 16

DWG NO. 182-YYY-113RYY1