3M™ I/O CONNECTOR MOUNTING OPTIONS AND HARDWARE

NOTES

1. REGULATORY INFORMATION:
VISIT 3M.com/regs
OR CONTACT YOUR 3M REPRESENTATIVE.

MOUNTING HARDWARE APPLICATIONS - TABLE 1							
PART NUMBER	TYPE	MINI D RIBBON (MDR) CONN'S	D SUB CONN'S	D RIBBON CONN'S	SHRUNK D RIBBON (SDR) CONN'S	LATCH / EJECT HEADERS, 3000 SERIES	SHEET No.
3341-1L [2]	JACK SOCKET SCREW		X	X			2
3341-1S [2]	JACK SOCKET SCREW		X	X			
3341-2	JACK SOCKET SCREW			X			
3341-3	JACK SOCKET SCREW			X			
3341-4 [2]	JACK SOCKET SCREW		X	X			
3341-5	PAN HD THREAD CUTTING SCR					X	
3341-10	JACK SOCKET SCREW	X					3
3341-13	JACK SOCKET SCREW	X					
3341-16	JACK SOCKET SCREW	X					
3341-17	JACK SOCKET SCREW	X					
3341-25	JACK SOCKET SCREW	X					
3341-30	JACK SOCKET SCREW	X					
3341-31	JACK SOCKET SCREW	X					
3341-32	JACK SOCKET SCREW	X					
3341-35	JACK SOCKET SCREW	X					
3341-36	JACK SOCKET SCREW	X					
3342-1 [2]	JACK SCREW KITS		X				4
3342-2 [2]	JACK SCREW KITS		X				
3342-3 [2]	JACK SCREW KITS		X	X			
3342-4 [2]	JACK SCREW KITS		X	X			
3344-3	BOARD LOCK SCREW	X					5
3344-4	BOARD LOCK SCREW	X					
3344-26	PANEL MOUNT SCREW	X					
3344-38	PANEL MOUNT SCREW	X					
3344-44	PANEL MOUNT SCREW	X					
3344-45	PANEL MOUNT SCREW	X					
3344-46	BOARD LOCK SCREW				X		
3475-1	BAIL MOUNT KITS			X			6
3475-4	BAIL MOUNT KITS			X			
3475-5	BAIL MOUNT KITS			X			
12600-S-08	JACK SOCKET SCREW				X		7
12600-S-10	JACK SOCKET SCREW				X		
12600-S-12	JACK SOCKET SCREW				X		
MOUNTING HARDWARE GUIDE			X				8
SEE SHEET 6 FOR D-RIBBON AND PLASTIC CONNECTOR ACCESSORIES							

3M™ Display and Electronics Product Platform, (DEPP)
Transportation and Electronics Business Group (TEBG)
http://www.3M.com/interconnect

3M IS A TRADEMARK OF 3M COMPANY.
FOR TECHNICAL, SALES OR ORDERING
INFORMATION CALL 800-225-5373

DIMENSIONS: INCHES [MM]
[MM] IS FOR REF. ONLY

DESIGN REFERENCE / NEXT ASSEMBLY
ACCESS CODES
DIVISION
DIVISION CODE DEPP
DO NOT SCALE DRAWING
TOLERANCES EXCEPT AS NOTED
INCHES .0 ± .00 ± .000 ± .0000 ±
MILLIMETERS 0 ± .0 ± .00 ± .000 ±
ANGLES ±
THIRD ANGLE PROJECTION
INTERPRET PER ASME Y14.5 - 2018
MAX SURFACE ROUGHNESS ☐ ALL SURFACES ☐ MARKED ONLY

REV	ECO	ISSUE DATE AND DESCRIPTION	DRFT	CHKD
K	124489	JUL 25,2025 REVISED AND REDRAWN	JNC	FJR
J	0046915	JUL 07,2013 REMOVE QTY & PKG	DFC	ARM

DRFT CASTIGLIONE — DATE JUL 25,2025 — MFG — DATE
CHKD — DATE — APPVL — DATE

3M Center St. Paul, MN 55144

© 3M COPYRIGHT 2025
This document and the information it contains are 3M property and may not be reproduced or further distributed without 3M permission, or used or disclosed other than for 3M authorized purposes. All rights reserved.

TITLE: I/O CONNECTOR MTG OPTIONS & HARDWARE, TS-0142

CAGE NUMBER — SIZE D — DRAWING NO. 78-5100-0142-9 — REV. K
MODEL — DET. LISTS ☐ YES ☒ NO — SHT 1 OF 9

78-5100-0142-9 DRAWING NUMBER | K REVISION

3M™ I/O CONNECTOR MOUNTING OPTIONS AND HARDWARE

JACK SOCKET SCREWS

3M PART NUMBER: 3341-1L

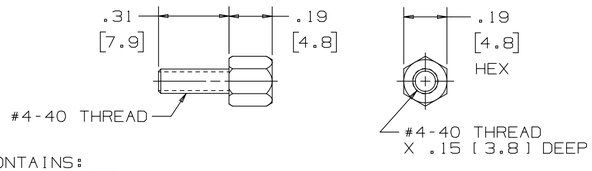

KIT CONTAINS:
2 - JACK SOCKETS
4 - SPACERS .031 [0.79] THICK
2 - LOCK WASHERS
2 - #4-40 NUTS

MATERIAL: STEEL
FINISH: ZINC WITH CLEAR CHROMATE
SCREW / SOCKET THREAD SIZE: #4-40/#4-40
RECOMMENDED MAX. TORQUE: 7.0 INCH-lbs [0.8 N-m]

3M PART NUMBER: 3341-1S

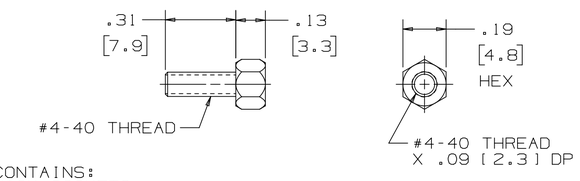

KIT CONTAINS:
2 - JACK SOCKETS
4 - SPACERS .031 [0.79] THICK
2 - LOCK WASHERS
2 - #4-40 NUTS

MATERIAL: STEEL
FINISH: ZINC WITH CLEAR CHROMATE
SCREW / SOCKET THREAD SIZE: #4-40/#4-40
RECOMMENDED MAX. TORQUE: 7.0 INCH-lbs [0.8 N-m]

3M PART NUMBER: 3341-2

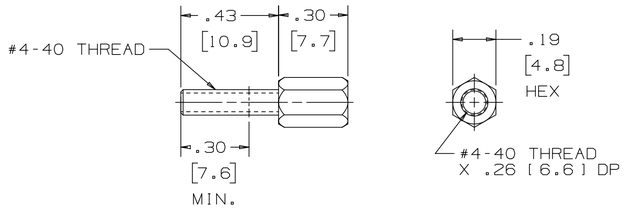

KIT CONTAINS:
2 - JACK SOCKETS
2 - LOCK WASHERS
2 - #4-40 NUTS

MATERIAL: STEEL
FINISH: ZINC WITH CLEAR CHROMATE
SCREW / SOCKET THREAD SIZE: #4-40/#4-40
RECOMMENDED MAX. TORQUE: 7.0 INCH-lbs [0.8 N-m]

3M PART NUMBER: 3341-3
IEEE-488-TYPE

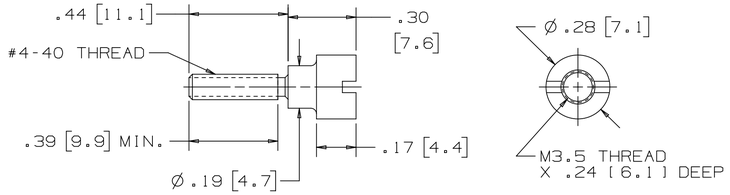

KIT CONTAINS:
2 - JACK SOCKETS
4 - SPACERS .031 [0.79] THICK
2 - LOCK WASHERS
2 - #4-40 NUTS

MATERIAL: STEEL
FINISH: BLACK OXIDE
SCREW / SOCKET THREAD SIZE: #4-40/M3.5
RECOMMENDED MAX. TORQUE: 7.0 INCH-lbs [0.8 N-m]

3M PART NUMBER: 3341-4

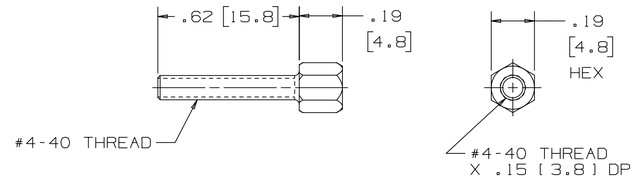

KIT CONTAINS:
2 - JACK SOCKETS
4 - SPACERS .031 [0.79] THICK
2 - LOCK WASHERS
2 - #4-40 NUTS

MATERIAL: STEEL
FINISH: ZINC WITH CLEAR CHROMATE
SCREW / SOCKET THREAD SIZE: #4-40/#4-40
RECOMMENDED MAX. TORQUE: 7.0 INCH-lbs [0.8 N-m]

3M PART NUMBER: 3341-5

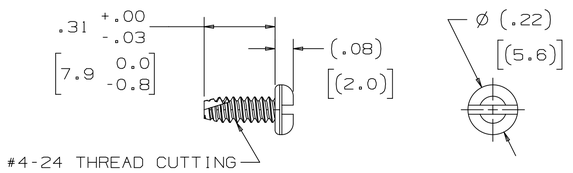

MATERIAL: STAINLESS STEEL
FINISH: ZINC WITH CLEAR CHROMATE
SCREW THREAD SIZE: #4-24
TYPE: USA STD BT, FEDERAL BG

3M™ Display and Electronics Product Platform, (DEPP)
Transportation and Electronics Business Group (TEBG)
http://www.3M.com/interconnect

3M IS A TRADEMARK OF 3M COMPANY.
FOR TECHNICAL, SALES OR ORDERING
INFORMATION CALL 800-225-5373

REV	ECO	ISSUE DATE AND DESCRIPTION	DRFT	CHKD
K	124489	JUL 25,2025 REVISED AND REDRAWN	JNC	FJR
J	0046915	JUL 07,2013 REMOVE QTY & PKG	DFC	ARM

DESIGN REFERENCE | NEXT ASSEMBLY
ACCESS CODES
DRFT CASTIGLIONE | DATE JUL 25,2025 | MFG | DATE
CHKD | DATE | APPVL | DATE
DIVISION | DIVISION CODE DEPP
DO NOT SCALE DRAWING | SCALE
TOLERANCES EXCEPT AS NOTED
INCHES .0 ± .00 ± .000 ± .0000 ±
MILLIMETERS 0 ± .0 ± .00 ± .000 ±
ANGLES ±
THIRD ANGLE PROJECTION
INTERPRET PER ASME Y14.5 - 2018
MAX SURFACE ROUGHNESS ☐ ALL SURFACES ☐ MARKED ONLY

3M Center St. Paul, MN 55144
© 3M COPYRIGHT 2025
This document and the information it contains are 3M property and may not be reproduced or further distributed without 3M permission, or used or disclosed other than for 3M authorized purposes. All rights reserved.

TITLE: I/O CONNECTOR MTG OPTIONS & HARDWARE, TS-0142

CAGE NUMBER | SIZE D | DRAWING NO. 78-5100-0142-9 | REV. K
MODEL
DET. LISTS ☐ YES ☒ NO | SHT 2 OF 9

78-5100-0142-9 DRAWING NUMBER | K REVISION

3M™ I/O CONNECTOR MOUNTING OPTIONS AND HARDWARE

JACK SOCKET SCREWS

3M PART NUMBER: 3341-10

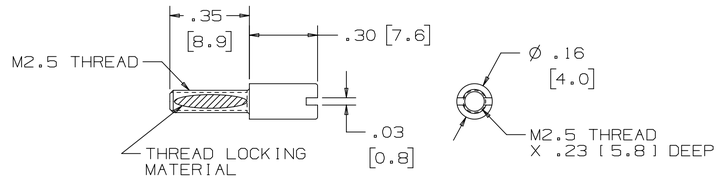

MATERIAL: STAINLESS STEEL
SCREW / SOCKET THREAD SIZE: M2.5/M2.5
RECOMMENDED MAX. TORQUE: 2.5 INCH-lbs [0.3 N-m]

3M PART NUMBER: 3341-13

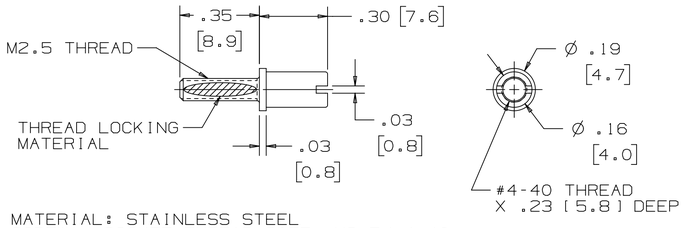

MATERIAL: STAINLESS STEEL
SCREW / SOCKET THREAD SIZE: M2.5/#4-40
RECOMMENDED MAX. TORQUE: 2.5 INCH-lbs [0.3 N-m]

3M PART NUMBER: 3341-16

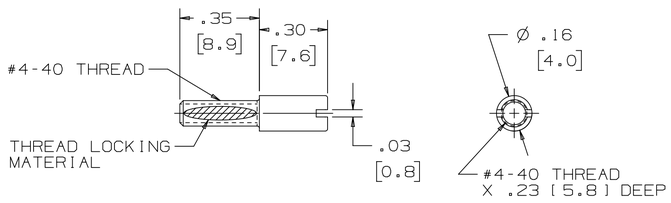

MATERIAL: STAINLESS STEEL
SCREW / SOCKET THREAD SIZE: #4-40/#4-40
RECOMMENDED MAX. TORQUE: 3.5 INCH-lbs [0.4 N-m]

3M PART NUMBER: 3341-17

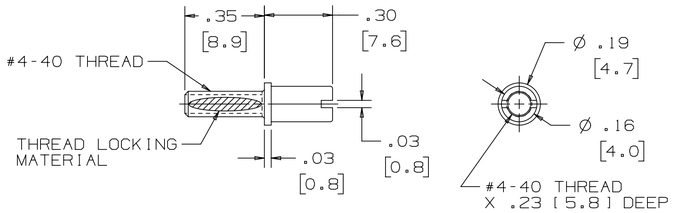

MATERIAL: STAINLESS STEEL
SCREW / SOCKET THREAD SIZE: #4-40/#4-40
RECOMMENDED MAX. TORQUE: 3.5 INCH-lbs [0.4 N-m]

3M™ Display and Electronics Product Platform, (DEPP)
Transportation and Electronics Business Group (TEBG)
http://www.3M.com/interconnect

3M IS A TRADEMARK OF 3M COMPANY.
FOR TECHNICAL, SALES OR ORDERING
INFORMATION CALL 800-225-5373

3M PART NUMBER: 3341-25

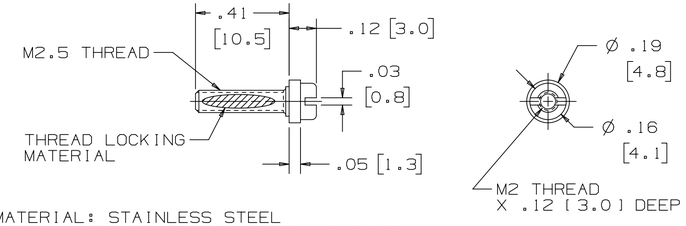

MATERIAL: STAINLESS STEEL
SCREW / SOCKET THREAD SIZE: M2.5/M2
RECOMMENDED MAX. TORQUE: 2.5 INCH-lbs [0.3 N-m]

3M PART NUMBER: 3341-30

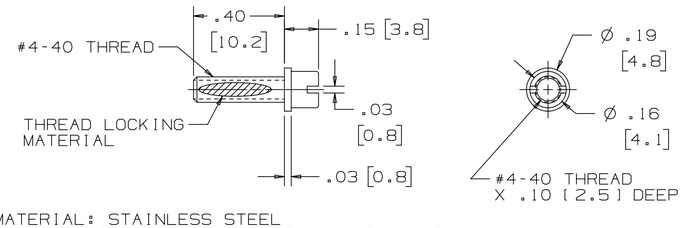

MATERIAL: STAINLESS STEEL
SCREW / SOCKET THREAD SIZE: #4-40/#4-40
RECOMMENDED MAX. TORQUE: 3.5 INCH-lbs [0.4 N-m]

3M PART NUMBER: 3341-31

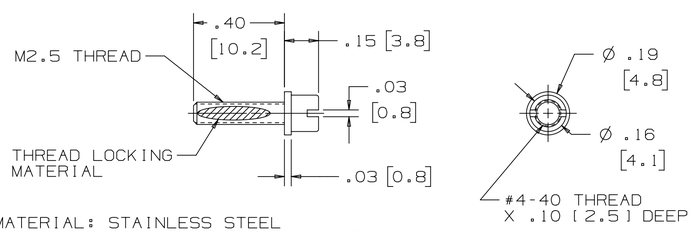

MATERIAL: STAINLESS STEEL
SCREW / SOCKET THREAD SIZE: M2.5/#4-40
RECOMMENDED MAX. TORQUE: 2.5 INCH-lbs [0.3 N-m]

3M PART NUMBER: 3341-32

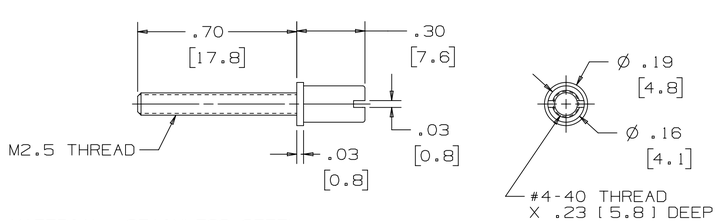

MATERIAL: STAINLESS STEEL
SCREW / SOCKET THREAD SIZE: M2.5/#4-40
RECOMMENDED MAX. TORQUE: 2.5 INCH-lbs [0.3 N-m]

3M PART NUMBER: 3341-35

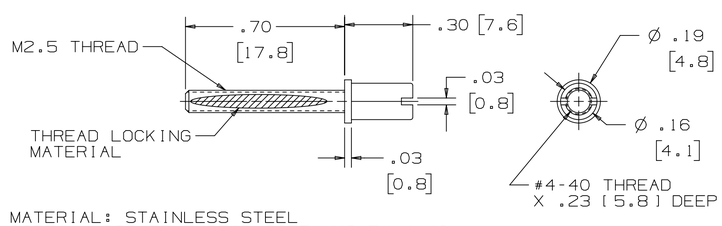

MATERIAL: STAINLESS STEEL
SCREW / SOCKET THREAD SIZE: M2.5/#4-40
RECOMMENDED MAX. TORQUE: 2.5 INCH-lbs [0.3 N-m]

3M PART NUMBER: 3341-36

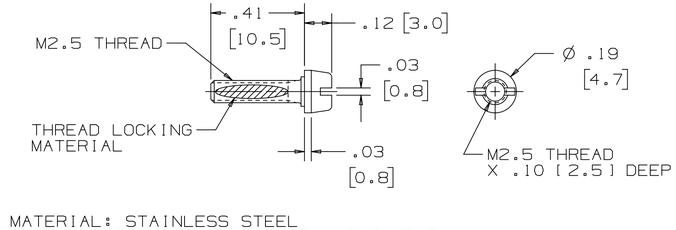

MATERIAL: STAINLESS STEEL
SCREW / SOCKET THREAD SIZE: M2.5/M2.5
RECOMMENDED MAX. TORQUE: 2.5 INCH-lbs [0.3 N-m]

K	124489	JUL 25,2025 REVISED AND REDRAWN		JNC	FJR
J	0046915	JUL 07,2013 REMOVE QTY & PKG		DFC	ARM
REV	ECO	ISSUE DATE AND DESCRIPTION		DRFT	CHKD

DESIGN REFERENCE: NEXT ASSEMBLY
ACCESS CODES:
DRFT: CASTIGLIONE — DATE: JUL 25,2025 — MFG — DATE
CHKD — DATE — APPVL — DATE
DIVISION: DEPP
DO NOT SCALE DRAWING — SCALE
THIRD ANGLE PROJECTION
INTERPRET PER ASME Y14.5 - 2018
MAX SURFACE ROUGHNESS: ☐ ALL SURFACES ☐ MARKED ONLY
TOLERANCES EXCEPT AS NOTED
INCHES: .0 ±, .00 ±, .000 ±, .0000 ±
MILLIMETERS: 0 ±, .0 ±, .00 ±, .000 ±
ANGLES ±

3M Center, St. Paul, MN 55144
© 3M COPYRIGHT 2025
This document and the information it contains are 3M property and may not be reproduced or further distributed without 3M permission, or used or disclosed other than for 3M authorized purposes. All rights reserved.

TITLE: I/O CONNECTOR MTG OPTIONS & HARDWARE, TS-0142

CAGE NUMBER	SIZE	DRAWING NO.	REV.
	D	78-5100-0142-9	K

MODEL
DET. LISTS ☐ YES ☒ NO
SHT 3 OF 9

78-5100-0142-9 DRAWING NUMBER | K REVISION

3M™ I/O CONNECTOR MOUNTING OPTIONS AND HARDWARE

JACK SCREW KITS

3M PART NUMBER: 3342-1

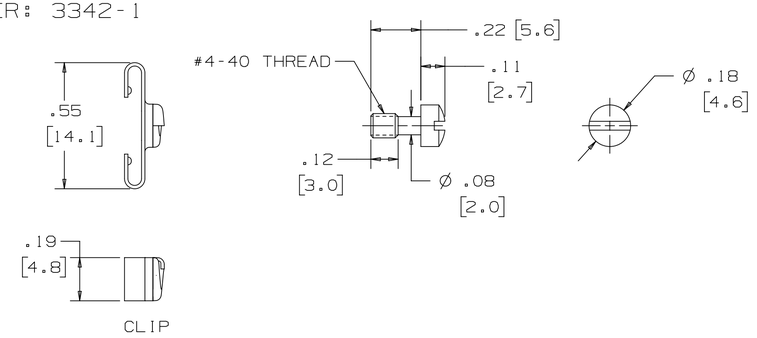

KIT CONTAINS:
2 - CLIPS
2 - JACK SCREWS

MATERIAL: STEEL
FINISH: ZINC WITH CLEAR CHROMATE
THREAD SIZE: #4-40
RECOMMENDED MAX. TORQUE: 7.0 INCH-lbs [0.8 N-m]

3M PART NUMBER: 3342-2

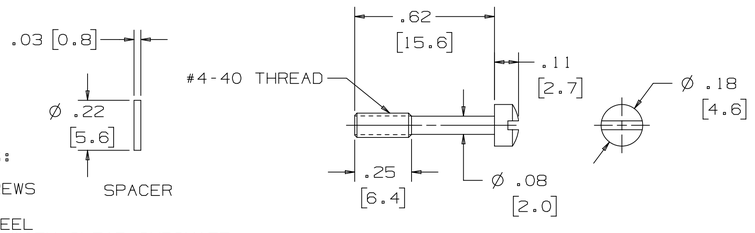

KIT CONTAINS:
2 - SPACERS
2 - JACK SCREWS

MATERIAL: STEEL
FINISH: ZINC WITH CLEAR CHROMATE
THREAD SIZE: #4-40
RECOMMENDED MAX. TORQUE: 7.0 INCH-lbs [0.8 N-m]

3M PART NUMBER: 3342-3

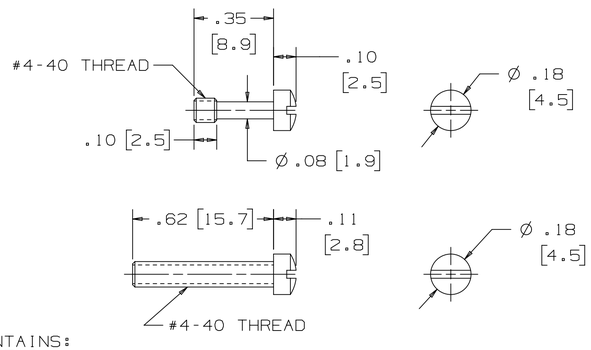

KIT CONTAINS:
2 - SCREWS
2 - JACK SCREWS

MATERIAL: STEEL
FINISH: ZINC WITH CLEAR CHROMATE
THREAD SIZE: #4-40
RECOMMENDED MAX. TORQUE: 7.0 INCH-lbs [0.8 N-m]

3M PART NUMBER: 3342-4

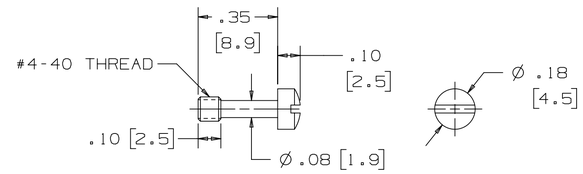

MATERIAL: STEEL
FINISH: ZINC WITH CLEAR CHROMATE
THREAD SIZE: #4-40
RECOMMENDED MAX. TORQUE: 7.0 INCH-lbs [0.8 N-m]

3M™ Display and Electronics Product Platform, (DEPP)
Transportation and Electronics Business Group (TEBG)
http://www.3M.com/interconnect

3M IS A TRADEMARK OF 3M COMPANY.
FOR TECHNICAL, SALES OR ORDERING
INFORMATION CALL 800-225-5373

REV	ECO	ISSUE DATE AND DESCRIPTION	DRFT	CHKD
K	124489	JUL 25,2025 REVISED AND REDRAWN	JNC	FJR
J	0046915	JUL 07,2013 REMOVE QTY & PKG	DFC	ARM

DESIGN REFERENCE | NEXT ASSEMBLY
ACCESS CODES
DRFT CASTIGLIONE | DATE JUL 25,2025 | MFG | DATE
CHKD | DATE | APPVL | DATE
DIVISION | DIVISION CODE DEPP
DO NOT SCALE DRAWING | SCALE
TOLERANCES EXCEPT AS NOTED
INCHES .0 ± .00 ± .000 ± .0000 ±
MILLIMETERS 0 ± .0 ± .00 ± .000 ±
ANGLES ±
THIRD ANGLE PROJECTION
INTERPRET PER ASME Y14.5 - 2018
MAX SURFACE ROUGHNESS ☐ ALL SURFACES ☐ MARKED ONLY

3M Center, St. Paul, MN 55144
© 3M COPYRIGHT 2025
This document and the information it contains are 3M property and may not be reproduced or further distributed without 3M permission, or used or disclosed other than for 3M authorized purposes. All rights reserved.

TITLE: I/O CONNECTOR MTG OPTIONS & HARDWARE, TS-0142

CAGE NUMBER | SIZE D | DRAWING NO. 78-5100-0142-9 | REV. K
MODEL | DET. LISTS ☐ YES ☒ NO | SHT 4 OF 9

78-5100-0142-9 DRAWING NUMBER | K REVISION

3M™ I/O CONNECTOR MOUNTING OPTIONS AND HARDWARE

BOARD LOCK SCREWS

USE TO ATTACH CONNECTOR TO PRINTED CIRCUIT BOARD.
NOT FOR USE FOR PANEL MOUNTING.

3M PART NUMBER: 3344-3

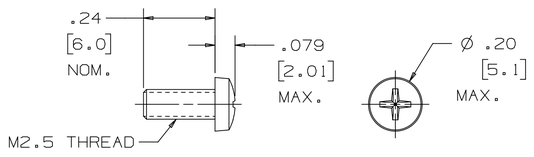

MATERIAL: STEEL
FINISH: NICKEL PLATED
THREAD SIZE: M2.5
RECOMMENDED MAX. TORQUE: 2.5 INCH-lbs [0.3 N-m]

3M PART NUMBER: 3344-4

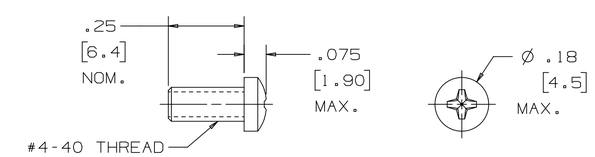

MATERIAL: STEEL
FINISH: NICKEL PLATED
THREAD SIZE: #4-40
RECOMMENDED MAX. TORQUE: 3.5 INCH-lbs [0.4 N-m]

PANEL MOUNT SCREWS

USE TO ATTACH CONNECTOR TO PANEL OR CHASSIS.
NOT FOR USE FOR PCB MOUNTING.

3M PART NUMBER: 3344-26

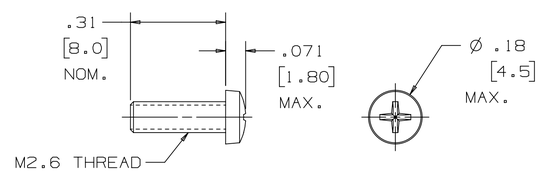

MATERIAL: STEEL
FINISH: ZINC
THREAD SIZE: M2.6
RECOMMENDED MAX. TORQUE: 2.5 INCH-lbs [0.3 N-m]

3M PART NUMBER: 3344-38

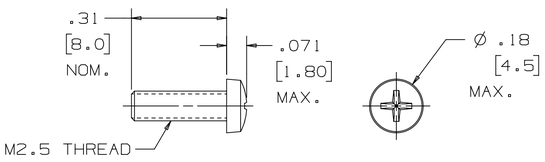

MATERIAL: STEEL
FINISH: ZINC
THREAD SIZE: M2.5
RECOMMENDED MAX. TORQUE: 2.5 INCH-lbs [0.3 N-m]

3M PART NUMBER: 3344-44

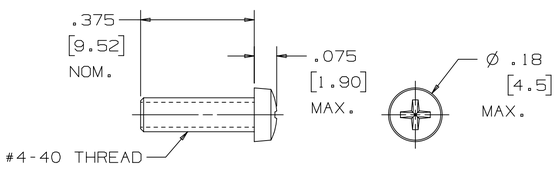

MATERIAL: STEEL
FINISH: ZINC
THREAD SIZE: #4-40
RECOMMENDED MAX. TORQUE: 3.5 INCH-lbs [0.4 N-m]

3M PART NUMBER: 3344-45

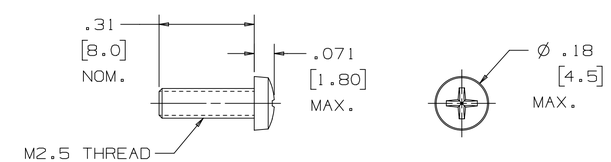

MATERIAL: STAINLESS STEEL
THREAD SIZE: M2.5
RECOMMENDED MAX. TORQUE: 2.5 INCH-lbs [0.3 N-m]

BOARD LOCK SCREW

USE TO ATTACH CONNECTOR TO PRINTED CIRCUIT BOARD.
NOT FOR USE FOR PANEL MOUNTING.

3M PART NUMBER: 3344-46

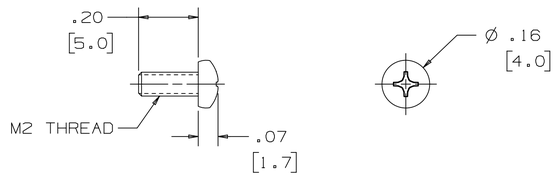

MATERIAL: STAINLESS STEEL
THREAD SIZE: M2
RECOMMENDED MAX. TORQUE: 2.5 INCH-lbs [0.3 N-m]

3M™ Display and Electronics Product Platform, (DEPP)
Transportation and Electronics Business Group (TEBG)
http://www.3M.com/interconnect

3M IS A TRADEMARK OF 3M COMPANY.
FOR TECHNICAL, SALES OR ORDERING
INFORMATION CALL 800-225-5373

REV	ECO	ISSUE DATE AND DESCRIPTION	DRFT	CHKD
K	124489	JUL 25,2025 REVISED AND REDRAWN	JNC	FJR
J	0046915	JUL 07,2013 REMOVE QTY & PKG	DFC	ARM

DESIGN REFERENCE | NEXT ASSEMBLY
ACCESS CODES
DRFT: CASTIGLIONE | DATE: JUL 25,2025 | MFG | DATE
CHKD | DATE | APPVL | DATE
DIVISION | DIVISION CODE: DEPP
DO NOT SCALE DRAWING | TOLERANCES EXCEPT AS NOTED
THIRD ANGLE PROJECTION | INCHES .0 ± .00 ± .000 ± .0000 ±
INTERPRET PER ASME Y14.5 - 2018 | MILLIMETERS .0 ± .00 ± .000 ±
MAX SURFACE ROUGHNESS ☐ ALL SURFACES ☐ MARKED ONLY | ANGLES ±

© 3M COPYRIGHT 2025
This document and the information it contains are 3M property and may not be reproduced or further distributed without 3M permission, or used or disclosed other than for 3M authorized purposes. All rights reserved.

3M Center, St. Paul, MN 55144

TITLE: I/O CONNECTOR MTG OPTIONS & HARDWARE, TS-0142

CAGE NUMBER | SIZE: D | DRAWING NO.: 78-5100-0142-9 | REV.: K
MODEL | DET LISTS ☐ YES ☒ NO | SHT 5 OF 9

78-5100-0142-9 (DRAWING NUMBER) K (REVISION)

3M™ I/O CONNECTOR MOUNTING OPTIONS AND HARDWARE

BAIL MOUNT KITS FOR D-RIBBON CONNECTORS

3M PART NUMBER: 3475-1

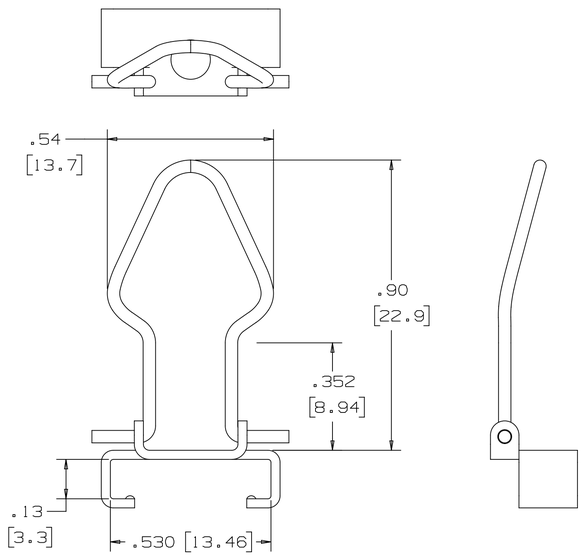

PLASTIC CONNECTORS
MOUNTED TO FRONT OF PANEL

3M PART NUMBER: 3475-4

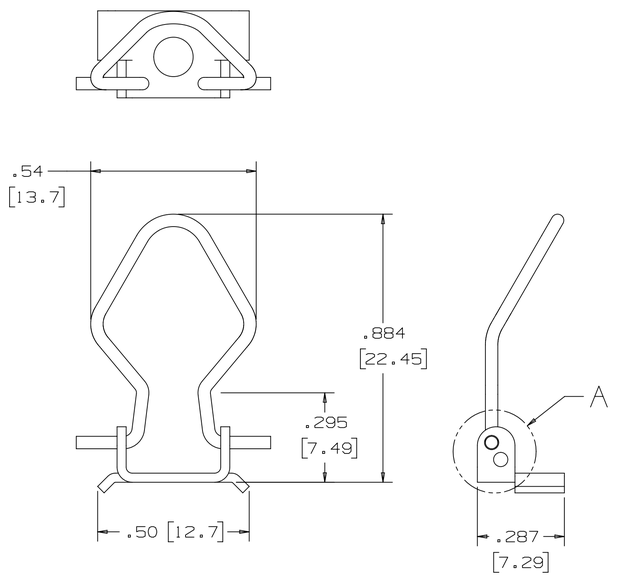

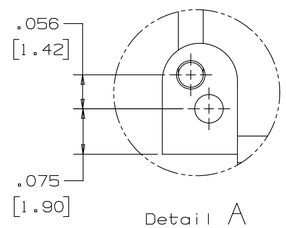

Detail A
SCALE 8x

PLASTIC AND METAL FACED CONNECTORS
MOUNTED TO REAR OF
.0625, .075, .125 PANELS.

3M PART NUMBER: 3475-5

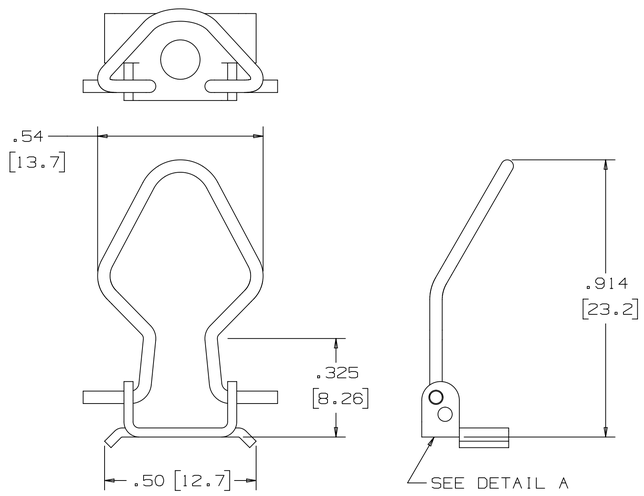

PLASTIC AND METAL FACED CONNECTORS
MOUNTED TO REAR OF
.035, .042, .094 PANELS.

KITS CONTAIN, 2 EACH:
* BAIL ASSEMBLY
* SCREW - #4-40 X .50 LG ROUND HEAD SLOTED
* NUT - #4-40 UNC
* WASHER-LOCK-SPLIT

MATERIAL - TABLE 2	
BAIL ASSEMBLY	STEEL, ZINC PLATED
SCREW	STEEL, ZINC PLATED
NUT	STEEL, ZINC PLATED
WASHER	STEEL, ZINC PLATED

D-RIBBON & PLASTIC CONNECTORS - TABLE 3					
CONTACT QTY.	MATING CONNECTORS		JUNCTION SHELL	STRAIN RELIEF	PULL-TAB
	PLUG	SOCKET	PLASTIC		
14	3572-100X	3573-100X	3485-1800Y	3448-60	3490-2
24	3548-100X	3549-100X	3485-1700Y	3448-61	3490-2
36	3366-100X	3367-100X	3485-2800Y	3448-62	3490-3
50	3564-100X	3565-100X	3485-2500Y	3448-63	3490-5

OPTIONS FOR TABLE 3:
X = MOUNTING STYLE
Y = "F" FOR FLAT CABLE, "R" FOR ROUND CABLE

INCH [MM]			
TOLERANCE - UNLESS NOTED			
	.X	.XX	.XXX
INCH	±.1	±.01	±.005
[ ] = DIM. FOR REFERENCE ONLY			

TOLERANCE BOX APPLIES TO THIS SHEET ONLY FOR BAIL MOUNT KITS

3M™ Display and Electronics Product Platform, (DEPP)
Transportation and Electronics Business Group (TEBG)
http://www.3M.com/interconnect

3M IS A TRADEMARK OF 3M COMPANY.
FOR TECHNICAL, SALES OR ORDERING
INFORMATION CALL 800-225-5373

REV	ECO	ISSUE DATE AND DESCRIPTION	DRFT	CHKD
K	124489	JUL 25,2025 REVISED AND REDRAWN	JNC	FJR
J	0046915	JUL 07,2013 REMOVE QTY & PKG	DFC	ARM

DESIGN REFERENCE | NEXT ASSEMBLY | ACCESS CODES | DRFT CASTIGLIONE | DATE JUL 25,2025 | MFG | DATE | CHKD | DATE | APPVL | DATE | DIVISION | DIVISION CODE DEPP | DO NOT SCALE DRAWING | SCALE | TOLERANCES EXCEPT AS NOTED | INCHES .0 ± .00 ± .000 ± .0000 ± | THIRD ANGLE PROJECTION | INTERPRET PER ASME Y14.5 - 2018 | MILLIMETERS .0 ± .00 ± .000 ± | MAX SURFACE ROUGHNESS ☐ ALL SURFACES ☐ MARKED ONLY | ANGLES ±

3M Center St. Paul, MN 55144
© 3M COPYRIGHT 2025
This document and the information it contains are 3M property and may not be reproduced or further distributed without 3M permission, or used or disclosed other than for 3M authorized purposes. All rights reserved.

TITLE: I/O CONNECTOR MTG OPTIONS & HARDWARE, TS-0142

CAGE NUMBER | SIZE D | DRAWING NO. 78-5100-0142-9 | REV. K

MODEL | DET LIS? ☐ YES ☒ NO | SHT 6 OF 9

78-5100-0142-9 DRAWING NUMBER | K REVISION

3M™ I/O CONNECTOR MOUNTING OPTIONS AND HARDWARE

JACK SOCKET SCREWS

USE TO ATTACH CONNECTOR TO PANEL OR CHASSIS.
NOT FOR USE FOR PC BOAED MOUNTING.

3M PART NUMBER: 12600-S-08

FOR .03" [0.8MM] PANEL THICKNESS

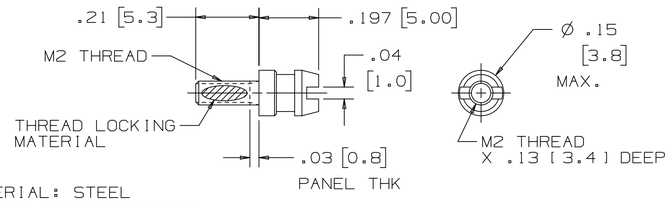

MATERIAL: STEEL
FINISH: NICKEL PLATED
SCREW / SOCKET THREAD SIZE: M2/M2
RECOMMENDED MAX. TORQUE: 2.5 INCH-lbs [0.3 N-m]

3M PART NUMBER: 12600-S-10

FOR .04" [1.0MM] PANEL THICKNESS

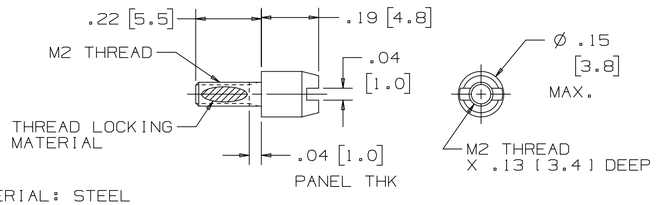

MATERIAL: STEEL
FINISH: NICKEL PLATED
SCREW / SOCKET THREAD SIZE: M2/M2
RECOMMENDED MAX. TORQUE: 2.5 INCH-lbs [0.3 N-m]

3M PART NUMBER: 12600-S-12

FOR .05" [1.2MM] PANEL THICKNESS

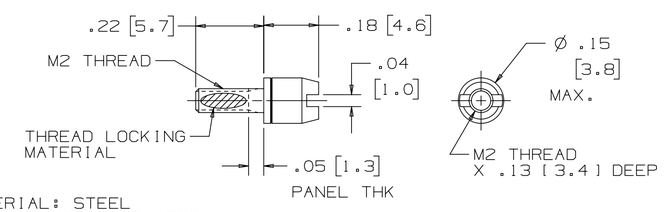

MATERIAL: STEEL
FINISH: NICKEL PLATED
SCREW / SOCKET THREAD SIZE: M2/M2
RECOMMENDED MAX. TORQUE: 2.5 INCH-lbs [0.3 N-m]

3M™ Display and Electronics Product Platform, (DEPP)
Transportation and Electronics Business Group (TEBG)
http://www.3M.com/interconnect

3M IS A TRADEMARK OF 3M COMPANY.
FOR TECHNICAL, SALES OR ORDERING
INFORMATION CALL 800-225-5373

REV	ECO	ISSUE DATE AND DESCRIPTION	DRFT	CHKD
K	124489	JUL 25,2025 REVISED AND REDRAWN	JNC	FJR
J	0046915	JUL 07,2013 REMOVE QTY & PKG	DFC	ARM

DESIGN REFERENCE | NEXT ASSEMBLY
ACCESS CODES
DRFT: CASTIGLIONE | DATE: JUL 25,2025 | MFG | DATE
CHKD | DATE | APPVL | DATE
DIVISION | DIVISION CODE: DEPP
DO NOT SCALE DRAWING | SCALE
TOLERANCES EXCEPT AS NOTED
INCHES: .0 ± .00 ± .000 ± .0000 ±
MILLIMETERS: 0 ± .0 ± .00 ± .000 ±
ANGLES ±
THIRD ANGLE PROJECTION
INTERPRET PER ASME Y14.5 - 2018
MAX SURFACE ROUGHNESS ☐ ALL SURFACES ☐ MARKED ONLY

© 3M COPYRIGHT 2025
This document and the information it contains are 3M property and may not be reproduced or further distributed without 3M permission, or used or disclosed other than for 3M authorized purposes. All rights reserved.

3M Center, St. Paul, MN 55144

TITLE: I/O CONNECTOR MTG OPTIONS & HARDWARE, TS-0142

CAGE NUMBER | SIZE: D | DRAWING NO.: 78-5100-0142-9 | REV.: K
MODEL | DET LIS?s ☐ YES ☒ NO | SHT 7 OF 9

78-5100-0142-9 DRAWING NUMBER | K REVISION

3M™ I/O CONNECTOR MOUNTING OPTIONS AND HARDWARE

D-SUB CONNECTORS

MOUNTING HARDWARE GUIDE

SELECTION GUIDE - 9 TO 37 POSITION D-SUB CONNECTORS

1. TO MOUNT A CONNECTOR TO A PANEL, SELECT THE CORRECT JACK SOCKET SCREW KIT FROM TABLE 1
2. TO SECURE A MATING CONNECTOR TO A PANEL MOUNTED CONNECTOR, SELECT THE CORRECT JACK SCREW KIT FROM TABLE 4.
3. TO SECURE TWO CONNECTORS TOGETHER IN A MID-SPAN APPLICATION WHERE NO PANEL EXISTS, SELECT BOTH THE JACK SOCKET KIT AND JACK SCREW KIT FROM TABLE 4.

PANEL MOUNTED CONNECTORS JACK SOCKET KITS, TABLE 4				
PANEL THICKNESS	FRONT MOUNT		REAR MOUNT	
	KIT	SPACERS	KIT	SPACERS
1/16	3341-1L	2	3341-1L	0
3/32	3341-1L	2	3341-1S	1
1/8	3341-4	2	3341-1S	0

NOTE: SPACERS PLACED UNDER HEAD OF JACK SOCKETS.

TABLE 5			
JUNCTION SHELL	CONNECTORS WITH JUNCTION SHELLS		
	JACK SCREW KIT	SPACERS	JACK SOCKET KIT
----	3342-1	----	3341-1L
3485-2X00	3342-2	2	3341-4
3357-41XX	3342-2	2	3341-4
3357-51XX	3342-2	2	3341-4
3357-65XX	3342-X SUPPLIED	----	3341-4
3357-92XX	3342-X SUPPLIED OR 3341-7		3341-1L

NOTES:
1. JACK SOCKETS USED FOR MID-SPAN APPLICATIONS.
2. SPACERS PLACED UNDER HEAD OF JACK SCREWS.

SELECTION GUIDE - 50 POSITION D-SUB CONNECTORS.

SEE TS-0034 SOCKET AND TS-0035 PLUG.

MOUNTING OPTIONS USING 3357-9250 JUNCTION SHELL AND 3505-62 LATCH BRACKET, SEE TS-0245.

FRONT PANEL MOUNTED CONNECTORS:
CONNECTORS NOT DESIGNED FOR THIS APPLICATION.

REAR PANEL MOUNTED CONNECTORS:
1/16" PANEL: 1 SPACER LATCH BRACKET AND PANEL.
3/32" PANEL: NO SPACERS.
>3/32" PANEL: LATCH BRACKET NOT DESIGNED FOR THESE APPLICATIONS.

MID-SPAN APPLICATIONS: MOUNT LATCH BRACKET DIRECTLY TO EITHER THE PLUG OR SOCKET CONNECTOR.

3M™ Display and Electronics Product Platform, (DEPP)
Transportation and Electronics Business Group (TEBG)
http://www.3M.com/interconnect

3M IS A TRADEMARK OF 3M COMPANY.
FOR TECHNICAL, SALES OR ORDERING INFORMATION CALL 800-225-5373

REV	ECO	ISSUE DATE AND DESCRIPTION	DRFT	CHKD
K	124489	JUL 25,2025 REVISED AND REDRAWN	JNC	FJR
J	0046915	JUL 07,2013 REMOVE QTY & PKG	DFC	ARM

DESIGN REFERENCE | NEXT ASSEMBLY | ACCESS CODES
DRFT: CASTIGLIONE | DATE: JUL 25,2025 | MFG | DATE
CHKD | DATE | APPVL | DATE
DIVISION | DIVISION CODE: DEPP
DO NOT SCALE DRAWING | SCALE | TOLERANCES EXCEPT AS NOTED
INCHES: .0 ± .00 ± .000 ± .0000 ±
MILLIMETERS: 0 ± .0 ± .00 ± .000 ±
ANGLES ±
THIRD ANGLE PROJECTION
INTERPRET PER ASME Y14.5 - 2018
MAX SURFACE ROUGHNESS ☐ ALL SURFACES ☐ MARKED ONLY

3M Center, St. Paul, MN 55144
© 3M COPYRIGHT 2025
This document and the information it contains are 3M property and may not be reproduced or further distributed without 3M permission, or used or disclosed other than for 3M authorized purposes. All rights reserved.

TITLE: I/O CONNECTOR MTG OPTIONS & HARDWARE, TS-0142
CAGE NUMBER | SIZE D | DRAWING NO. 78-5100-0142-9 | REV. K
MODEL | DET Lists ☐ YES ☒ NO | SHT 8 OF 9

78-5100-0142-9 DRAWING NUMBER | K REVISION

3M™ I/O CONNECTOR MOUNTING OPTIONS AND HARDWARE

Regulatory: For regulatory information about this product, visit 3M.com/regs or contact your 3M representative.

Technical Information: The technical information, guidance, and other statements contained in this document or otherwise provided by 3M are based upon records, tests, or experience that 3M believes to be reliable, but the accuracy, completeness, and representative nature of such information is not guaranteed. Such information is intended for people with knowledge and technical skills sufficient to assess and apply their own informed judgment to the information. No license under any 3M or third party intellectual property rights is granted or implied with this information.

Product Use: Many factors beyond 3M's control and uniquely within user's knowledge and control can affect the use and performance of a 3M product in a particular application. As a result, customer is solely responsible for evaluating the product and determining whether it is appropriate and suitable for customer's application, including conducting a workplace hazard assessment and reviewing all applicable regulations and standards (e.g., OSHA, ANSI, etc.). Failure to properly evaluate, select, and use a 3M product in accordance with all applicable instructions and with appropriate safety equipment, or to meet all applicable safety regulations, may result in injury, sickness, death, and/or harm to property.

Warranty, Limited Remedy, and Disclaimer: Unless a different warranty is specifically stated on the applicable 3M product packaging or product literature (in which case such warranty governs), 3M warrants that each 3M product meets the applicable 3M product specification at the time 3M ships the product. 3M MAKES NO OTHER WARRANTIES OR CONDITIONS, EXPRESS OR IMPLIED, INCLUDING, BUT NOT LIMITED TO, ANY IMPLIED WARRANTY OR CONDITION OF MERCHANTABILITY, FITNESS FOR A PARTICULAR PURPOSE, OR ANY IMPLIED WARRANTY OR CONDITION ARISING OUT OF A COURSE OF DEALING, CUSTOM, OR USAGE OF TRADE. If a 3M product does not conform to this warranty, then the sole and exclusive remedy is, at 3M's option, replacement or repair of the 3M product or refund of the purchase price.

Limitation of Liability: Except for the limited remedy stated above, and except to the extent prohibited by applicable law, 3M will not be liable for any loss or damage arising from or related to the 3M product, whether direct, indirect, special, incidental, or consequential (including, but not limited to, lost profits or business opportunity), regardless of the legal or equitable theory asserted, including, but not limited to, warranty, contract, negligence, or strict liability.

Disclaimer: For industrial use only. Not intended, labeled or packaged for consumer sale or use.

3M Company
Electronics Materials Solutions Division
13011 McCallen Pass, Bldg. C
Austin, TX 78753-5380
1-800-225-5373
www.3M.com/interconnect

3M™ Display and Electronics Product Platform, (DEPP)
Transportation and Electronics Business Group (TEBG)
http://www.3M.com/interconnect

3M IS A TRADEMARK OF 3M COMPANY.
FOR TECHNICAL, SALES OR ORDERING
INFORMATION CALL 800-225-5373

REV	ECO	ISSUE DATE AND DESCRIPTION	DRFT	CHKD
K	124489	JUL 25,2025 REVISED AND REDRAWN	JNC	FJR
J	0046915	JUL 07,2013 REMOVE QTY & PKG	DFC	ARM

DESIGN REFERENCE | NEXT ASSEMBLY
ACCESS CODES
DIVISION | DIVISION CODE DEPP
DRFT CASTIGLIONE | DATE JUL 25,2025 | MFG | DATE
CHKD | DATE | APPVL | DATE
DO NOT SCALE DRAWING | SCALE
TOLERANCES EXCEPT AS NOTED
INCHES .0 ± .00 ± .000 ± .0000 ±
MILLIMETERS 0 ± .0 ± .00 ± .000 ±
ANGLES ±
THIRD ANGLE PROJECTION
INTERPRET PER ASME Y14.5 - 2018
MAX SURFACE ROUGHNESS ☐ ALL SURFACES ☐ MARKED ONLY

3M Center St. Paul, MN 55144
© 3M COPYRIGHT 2025
This document and the information it contains are 3M property and may not be reproduced or further distributed without 3M permission, or used or disclosed other than for 3M authorized purposes. All rights reserved.

TITLE: I/O CONNECTOR MTG OPTIONS & HARDWARE, TS-0142

CAGE NUMBER | SIZE D | DRAWING NO. 78-5100-0142-9 | REV. K
MODEL | DET. LISTS ☐ YES ☒ NO | SHT 9 OF 9

78-5100-0142-9 DRAWING NUMBER | K REVISION