RIGHT ANGLE

HOUSING: 41815-N-AN-** (WITH RAMP)
HOUSING: 41815-N-DN-** (WITHOUT RAMP)

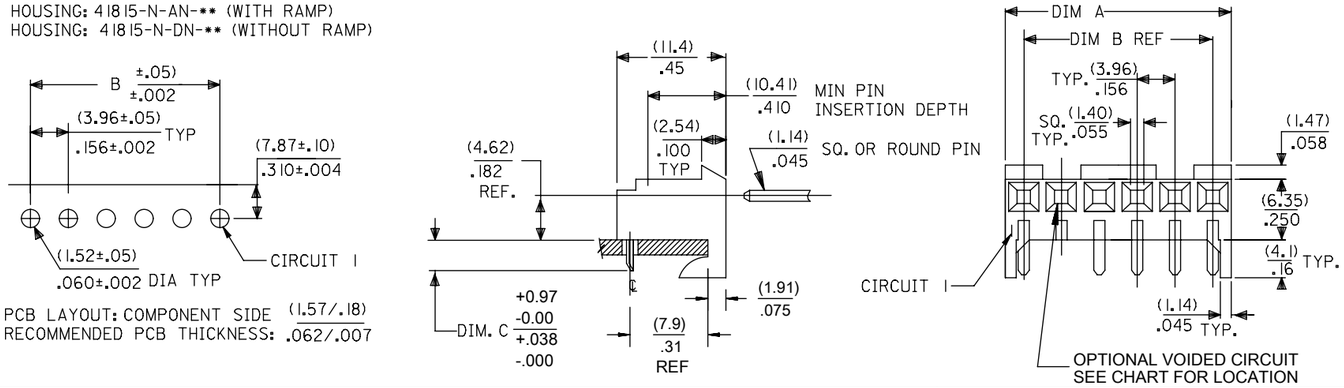

PCB LAYOUT: COMPONENT SIDE
RECOMMENDED PCB THICKNESS: (1.57/.18) / .062/.007

BOTTOM ENTRY

HOUSING: 41815-N-AN-** (WITH RAMP)
HOUSING: 41815-N-DN-** (WITHOUT RAMP)

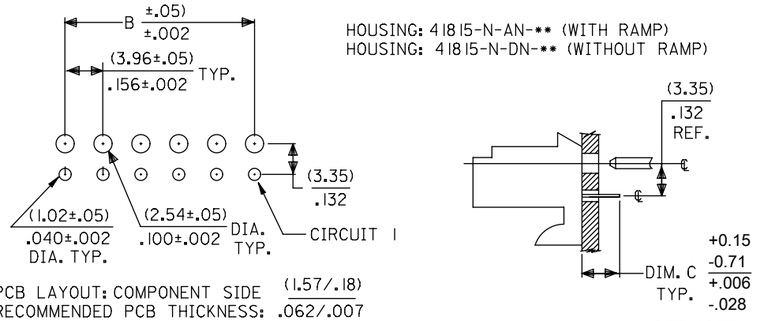

SEE NOTE 9

PCB LAYOUT: COMPONENT SIDE
RECOMMENDED PCB THICKNESS: (1.57/.18) / .062/.007

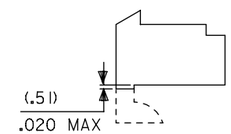

HOOKS REMOVED OPTION

(NOT AVAILABLE ON RIGHT ANGLE)

TOP ENTRY

HOUSING: 41815-N-AN-** (WITH RAMP)
HOUSING: 41815-N-DN-** (WITHOUT RAMP)

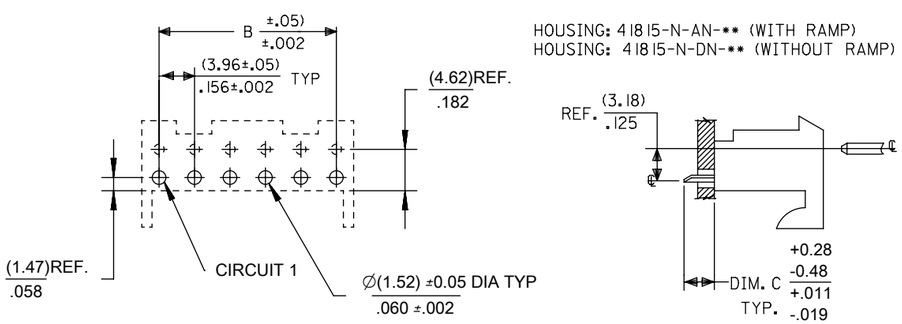

SEE NOTE 9

PCB LAYOUT: COMPONENT SIDE
RECOMMENDED PCB THICKNESS: (1.57/.18) / .062/.007

DIM. B	DIM. A	NO. OF CKTS
(3.96) / .156	(7.82±.25) / .308±.010	2
(7.92) / .312	(11.79±.25) / .464±.010	3
(11.89) / .468	(15.75±.25) / .620±.010	4
(15.85) / .624	(19.71±.25) / .776±.010	5
(19.81) / .780	(23.67±.25) / .932±.010	6
(23.77) / .936	(27.64±.30) / 1.088±.012	7
(27.74) / 1.092	(31.60±.25) / 1.244±.012	8
(31.70) / 1.248	(35.56±.30) / 1.400±.012	9
(35.66) / 1.404	(39.52±.30) / 1.556±.012	10
(39.62) / 1.560	(43.48±.30) / 1.712±.012	11
(43.59) / 1.716	(47.45±.30) / 1.868±.012	12
(47.55) / 1.872	(51.41±.30) / 2.024±.012	13
(51.51) / 2.028	(55.37±.36) / 2.180±.014	14
(55.47) / 2.184	(59.33±.36) / 2.336±.014	15

NOTES:
1. MATERIAL: HOUSING: POLYESTER, RATED UL 94V-0, COLOR: NATURAL (WHITE)
2. FINISH:
   (197) = OVERALL REFLOWED MATTE TIN: 0.00152/.000060 MIN OVER 0.00127/.000050 MIN NICKEL.
   (208) = SELECT GOLD: 0.00038/.000015 MIN, SELECT TIN: 0.00254/.000100 MIN, OVERALL NICKEL UNDERPLATE: 0.00127/.000050 MIN.
   (228) = SELECT GOLD: 0.00076/.000030 MIN, SELECT TIN: 0.00254/.000100 MIN, OVERALL NICKEL UNDERPLATE: 0.00127/.000050 MIN.
   (909) = OVERALL TIN: 0.00254/.000100 MIN.
3. PRODUCT SPECIFICATION: PS-08-50
4. PACKAGING: SEE CHARTS
5. FOR TOP ENTRY AND RIGHT ANGLE ASSEMBLIES WITH LOWER INSERTION FORCE USE SINGLE BEAM CONTACT. (TERMINAL NO. 4244)
6. SOLDERABILITY: WHEN PARTS ARE SOLDERED AT A TEMPERATURE OF 230°C (446°F) FOR 5 SECONDS EACH SOLDERED SURFACE SHALL BE A MINIMUM OF 95% COVERED WITH A SMOOTH CONTINUOUS ADHERENT COATING. FOR ADDITIONAL INFORMATION SEE SMES-152.
7. PARTS ARE STACKABLE END TO END ON (3.96)/.156 CENTERLINE.
8. THIS PART CONFORMS TO CLASS B REQUIREMENTS OF COSMETIC SPEC PS-45499-002.
9. DIMENSION "C" MEASURED WITH TERMINAL PUSHED IN AGAINST THE STOP.

THIS DRAWING CONTAINS INFORMATION THAT IS PROPRIETARY TO MOLEX ELECTRONIC TECHNOLOGIES, LLC AND SHOULD NOT BE USED WITHOUT WRITTEN PERMISSION

FUNCTIONAL SYMBOLS: EA = 0, EC = 0, EP = 0
DIVISIONAL SYMBOLS

DIMENSION UNITS: MM/INCH
SCALE: NTS

GENERAL TOLERANCES (UNLESS SPECIFIED)

	MM	INCH
4 PLACES	±	±
3 PLACES	±	± 0.01
2 PLACES	± 0.25	± 0.015
1 PLACE	± 0.38	±
0 PLACES	±	±
ANGULAR TOL	± 0.5 °	

DRAFT WHERE APPLICABLE MUST REMAIN WITHIN DIMENSIONS

CURRENT REV DESC: OBSOLETED PART NUMBER

EC NO: 651926
DRWN: ABHISP1 2020/12/09
CHK'D: GGA 2020/12/29
APPR: GGA 2020/12/29

INITIAL REVISION:
DRWN: SAMIEC 1987/01/28
APPR: SAMIEC 1987/01/28

THIRD ANGLE PROJECTION | DRAWING: B-SIZE | SERIES: 41815

molex

KK 156 HOUSING PCB
41815 SERIES

PRODUCT CUSTOMER DRAWING

DOCUMENT NUMBER	DOC TYPE	DOC PART	REVISION
SDA-41815	PSD	000	AR

MATERIAL NUMBER	CUSTOMER	SHEET NUMBER
SEE TABLE	GENERAL MARKET	1 OF 11

DOCUMENT STATUS	P1	RELEASE DATE	2020/12/29 10:22:15

FORMAT: Eng-lega-master-tb-prod-B
REVISION: E
DATE: 2020/01/14

Ckts
2
3
4
5
6
7
8
9
10
11
12
13
14
15

Assy. Proc:	RIGHT ANGLE
Housing No:	41815-N-AN
Options	WITH RAMP
Terminal No:	2144-BA-A1AA-197B
Term Matl:	PHOS BRONZE
Plating:	197 TIN
Dim C:	(3.68) / .145
Voids:	NONE
Hooks Cut:	NO
Packaging:	PK-41815-001 TRAY
Material No	Engineer Number
09-48-1024	A-41815-0002
09-48-1034	A-41815-0003
09-48-1044	A-41815-0004
09-48-1054	A-41815-0005
09-48-1064	A-41815-0006
09-48-1074	A-41815-0007
09-48-1084	A-41815-0008
09-48-1094	A-41815-0009
09-48-1104	A-41815-0010
09-48-1114	A-41815-0011
09-48-1124	A-41815-0012
09-48-1134	A-41815-0013
09-48-1144	A-41815-0014
09-48-1154	A-41815-0015

Assy. Proc:	RIGHT ANGLE
Housing No:	41815-N-AN
Options	WITH RAMP
Terminal No:	2144-BA-A1AA-208B
Term Matl:	PHOS BRONZE
Plating:	208 – 15 GOLD
Dim C:	(3.68) / .145
Voids:	NONE
Hooks Cut:	NO
Packaging:	PK-41815-001 TRAY
Material No	Engineer Number
09-48-5024	A-41815-0016
09-48-5034	A-41815-0017
09-48-5044	A-41815-0018
09-48-5054	A-41815-0019
09-48-5064	A-41815-0020
09-48-5074	A-41815-0021
09-48-5084	A-41815-0022
09-48-5094	A-41815-0023
09-48-5104	A-41815-0024
09-48-5114	A-41815-0025
09-48-5124	A-41815-0026
09-48-5134	A-41815-0027
09-48-5144	A-41815-0028
09-48-5154	A-41815-0029

Assy. Proc:	BOTTOM ENTRY
Housing No:	41815-N-AN
Options	WITH RAMP
Terminal No:	6298-1-197
Term Matl:	PHOS BRONZE
Plating:	197 – TIN
Dim C:	(3.18)/. 125
Voids:	NONE
Hooks Cut:	NO
Packaging:	PK-41815-001 TRAY
Material No	Engineer Number
09-48-4029	A-41815-0030
09-48-4039	A-41815-0031
09-48-4049	A-41815-0032
09-48-4059	A-41815-0033
09-48-4069	A-41815-0034
09-48-4079	A-41815-0035
09-48-4089	A-41815-0036
09-48-4099	A-41815-0037
09-48-4109	A-41815-0038
09-48-4119	A-41815-0039
09-48-4129	A-41815-0040
09-48-4139	A-41815-0041
09-48-4149	A-41815-0042
09-48-4159	A-41815-0043

Assy. Proc:	BOTTOM ENTRY
Housing No:	41815-N-AN
Options	WITH RAMP
Terminal No:	6298-1-208
Term Matl:	PHOS BRONZE
Plating:	208 – 15 GOLD
Dim C:	(3.18)/. 125
Voids:	NONE
Hooks Cut:	NO
Packaging:	PK-41815-001 TRAY
Material No	Engineer Number
09-48-5026	A-41815-0044
09-48-5036	A-41815-0045
09-48-5046	A-41815-0046
09-48-5056	A-41815-0047
09-48-5066	A-41815-0048
09-48-5076	A-41815-0049
09-48-5086	A-41815-0050
09-48-5096	A-41815-0051
09-48-5106	A-41815-0052
09-48-5116	A-41815-0053
09-48-5126	A-41815-0054
09-48-5136	A-41815-0055
09-48-5146	A-41815-0056
09-48-5156	A-41815-0057

THIS DRAWING CONTAINS INFORMATION THAT IS PROPRIETARY TO MOLEX ELECTRONIC TECHNOLOGIES, LLC AND SHOULD NOT BE USED WITHOUT WRITTEN PERMISSION

FUNCTIONAL SYMBOLS: E/A = 0, E/C = 0, E/P = 0

DIVISIONAL SYMBOLS

DIMENSION UNITS: MM/INCH
SCALE: NTS

GENERAL TOLERANCES (UNLESS SPECIFIED)

	MM	INCH
4 PLACES	±	±
3 PLACES	±	± 0.01
2 PLACES	± 0.25	± 0.015
1 PLACE	± 0.38	±
0 PLACES	±	±
ANGULAR TOL	± 0.5 °	

DRAFT WHERE APPLICABLE MUST REMAIN WITHIN DIMENSIONS

CURRENT REV DESC: OBSOLETED PART NUMBER

EC NO: 651926
DRWN: ABHISP1 2020/12/09
CHK'D: GGA 2020/12/29
APPR: GGA 2020/12/29

INITIAL REVISION:
DRWN: SAMIEC 1987/01/28
APPR: SAMIEC 1987/01/28

THIRD ANGLE PROJECTION

DRAWING: B-SIZE
SERIES: 41815

molex

KK 156 HOUSING PCB
41815 SERIES

PRODUCT CUSTOMER DRAWING

DOCUMENT NUMBER	DOC TYPE	DOC PART	REVISION
SDA-41815	PSD	000	AR

MATERIAL NUMBER	CUSTOMER	SHEET NUMBER
SEE TABLE	GENERAL MARKET	2 OF 11

DOCUMENT STATUS	P1	RELEASE DATE	2020/12/29 10:22:15

FORMAT: Eng-lega-master-tb-prod-B
REVISION: E
DATE: 2020/01/14

Ckts
2
3
4
5
6
7
8
9
10
11
12
13
14
15

Assy. Proc:	TOP ENTRY
Housing No:	41815-N-AN
Options	WITH RAMP
Terminal No:	2144-BA-A1AA-197B
Term Matl:	PHOS BRONZE
Plating:	197 – TIN
Dim C:	(3.05) / .120
Voids:	NONE
Hooks Cut:	NO
Packaging:	PK-41815-001 TRAY
Material No	Engineer Number
09-48-4028	A-41815-0058
09-48-4038	A-41815-0059
09-48-4048	A-41815-0060
09-48-4058	A-41815-0061
09-48-4068	A-41815-0062
09-48-4078	A-41815-0063
09-48-4088	A-41815-0064
09-48-4098	A-41815-0065
09-48-4108	A-41815-0066
09-48-4118	A-41815-0067
09-48-4128	A-41815-0068
09-48-4138	A-41815-0069
09-48-4148	A-41815-0070
09-48-4158	A-41815-0071

Assy. Proc:	TOP ENTRY
Housing No:	41815-N-AN
Options	WITH RAMP
Terminal No:	2144-BA-A1AA-208B
Term Matl:	PHOS BRONZE
Plating:	208 – 15 GOLD
Dim C:	(3.05) / .120
Voids:	NONE
Hooks Cut:	NO
Packaging:	PK-41815-001 TRAY
Material No	Engineer Number
09-48-5025	A-41815-0072
09-48-5035	A-41815-0073
09-48-5045	A-41815-0074
09-48-5055	A-41815-0075
09-48-5065	A-41815-0076
09-48-5075	A-41815-0077
09-48-5085	A-41815-0078
09-48-5095	A-41815-0079
09-48-5105	A-41815-0080
09-48-5115	A-41815-0081
09-48-5125	A-41815-0082
09-48-5135	A-41815-0083
09-48-5145	A-41815-0084
09-48-5155	A-41815-0085

Assy. Proc:	BOTTOM ENTRY
Housing No:	41815-N-AN
Options	WITH RAMP
Terminal No:	2188-1-P909
Term Matl:	BRASS
Plating:	P909 – TIN
Dim C:	(3.18) / .125
Voids:	NONE
Hooks Cut:	NO
Packaging:	PK-41815-001 TRAY
Material No	Engineer Number
09-48-2022	A-41815-0100
09-48-2032	A-41815-0101
09-48-2042	A-41815-0102
09-48-2052	A-41815-0103
09-48-2062	A-41815-0104
09-48-2072	A-41815-0105
09-48-2082	A-41815-0106
09-48-2092	A-41815-0107
09-48-2102	A-41815-0108
09-48-2112	A-41815-0109
09-48-2122	A-41815-0110
09-48-2132	A-41815-0111
09-48-2142	A-41815-0112
09-48-2152	A-41815-0113

Assy. Proc:	TOP ENTRY
Housing No:	41815-N-AN
Options	WITH RAMP
Terminal No:	2144-AA-A1AA-P909B
Term Matl:	BRASS
Plating:	P909 – TIN
Dim C:	(3.05) / .120
Voids:	NONE
Hooks Cut:	YES
Packaging:	PK-41815-001 TRAY
Material No	Engineer Number
09-48-2025	A-41815-0114
09-48-2035	A-41815-0115
09-48-2045	A-41815-0116
09-48-2055	A-41815-0117
09-48-2065	A-41815-0118
09-48-2075	A-41815-0119
09-48-2085	A-41815-0120
09-48-2095	A-41815-0121
09-48-2105	A-41815-0122
09-48-2115	A-41815-0123
09-48-2125	A-41815-0124
09-48-2135	A-41815-0125
09-48-2145	A-41815-0126
09-48-2155	A-41815-0127

THIS DRAWING CONTAINS INFORMATION THAT IS PROPRIETARY TO MOLEX ELECTRONIC TECHNOLOGIES, LLC AND SHOULD NOT BE USED WITHOUT WRITTEN PERMISSION

FUNCTIONAL SYMBOLS: EA = 0; EC = 0; EP = 0

DIVISIONAL SYMBOLS

DIMENSION UNITS: MM/INCH

SCALE: NTS

GENERAL TOLERANCES (UNLESS SPECIFIED)

	MM	INCH
4 PLACES	±	±
3 PLACES	±	± 0.01
2 PLACES	± 0.25	± 0.015
1 PLACE	± 0.38	±
0 PLACES	±	±
ANGULAR TOL	± 0.5 °	

DRAFT WHERE APPLICABLE MUST REMAIN WITHIN DIMENSIONS

CURRENT REV DESC: OBSOLETED PART NUMBER

EC NO: 651926
DRWN: ABHISP1 2020/12/09
CHK'D: GGA 2020/12/29
APPR: GGA 2020/12/29

INITIAL REVISION:
DRWN: SAMIEC 1987/01/28
APPR: SAMIEC 1987/01/28

THIRD ANGLE PROJECTION | DRAWING: B-SIZE | SERIES: 41815

molex

KK 156 HOUSING PCB
41815 SERIES

PRODUCT CUSTOMER DRAWING

DOCUMENT NUMBER	DOC TYPE	DOC PART	REVISION
SDA-41815	PSD	000	AR

MATERIAL NUMBER	CUSTOMER	SHEET NUMBER
SEE TABLE	GENERAL MARKET	3 OF 11

DOCUMENT STATUS	P1	RELEASE DATE	2020/12/29 10:22:15

FORMAT: Eng-lega-master-tb-prod-B
REVISION: E
DATE: 2020/01/14

Ckts
2
3
4
5
6
7
8
9
10
11
12
13
14
15

Assy. Proc:	
Housing No:	
Options	
Terminal No:	
Term Matl:	
Plating:	
Dim C:	
Voids:	
Hooks Cut:	
Packaging:	
Material No	Engineer Number

Assy. Proc:	BOTTOM ENTRY
Housing No:	41815-N-AN
Options	WITH RAMP
Terminal No:	6298-197
Term Matl:	PHOS BRONZE
Plating:	197 – TIN
Dim C:	(4.06) / .160
Voids:	NONE
Hooks Cut:	NO
Packaging:	PK-41815-001 TRAY
Material No	Engineer Number
09-48-4021	A-41815-0170
09-48-4031	A-41815-0171
09-48-4041	A-41815-0172
09-48-4051	A-41815-0173
09-48-4061	A-41815-0174
09-48-4071	A-41815-0175
09-48-4081	A-41815-0176
09-48-4091	A-41815-0177
09-48-4101	A-41815-0178
09-48-4111	A-41815-0179
09-48-4121	A-41815-0180
09-48-4131	A-41815-0181
09-48-4141	A-41815-0182
09-48-4151	A-41815-0183

Assy. Proc:	BOTTOM ENTRY
Housing No:	41815-N-AN
Options	WITH RAMP
Terminal No:	2188-1-228
Term Matl:	BRASS
Plating:	228 – GOLD
Dim C:	(3.18) / .125
Voids:	NONE
Hooks Cut:	NO
Packaging:	PK-41815-001 TRAY
Material No	Engineer Number
41815-0184	A-41815-0184
09-48-5050	A-41815-0187
41815-0188	A-41815-0188
41815-0189	A-41815-0189
09-48-5080	A-41815-0190
41815-0191	A-41815-0191
09-48-5100	A-41815-0192
41815-0193	A-41815-0193
41815-0194	A-41815-0194
41815-0195	A-41815-0195
41815-0196	A-41815-0196
41815-0197	A-41815-0197

Assy. Proc:	RIGHT ANGLE
Housing No:	41815-N-AN
Options	WITH RAMP
Terminal No:	2144-AA-A1AA-P909B
Term Matl:	BRASS
Plating:	P909 – TIN
Dim C:	(3.68) / .145
Voids:	NONE
Hooks Cut:	NO
Packaging:	PK-41815-001 TRAY
Material No	Engineer Number
09-48-2021	A-41815-0198
09-48-2031	A-41815-0199
09-48-2041	A-41815-0200
09-48-2051	A-41815-0201
09-48-2061	A-41815-0202
09-48-2071	A-41815-0203
09-48-2081	A-41815-0204
09-48-2091	A-41815-0205
09-48-2101	A-41815-0206
09-48-2111	A-41815-0207
09-48-2121	A-41815-0208
09-48-2131	A-41815-0209
09-48-2141	A-41815-0210
09-48-2151	A-41815-0211

DOCUMENT STATUS	P1	RELEASE DATE	2020/12/29 10:22:15

FORMAT: Eng-lega-master-tb-prod-B
REVISION: E
DATE: 2020/01/14

FUNCTIONAL SYMBOLS
EA = 0
EC = 0
EP = 0
DIVISIONAL SYMBOLS

THIS DRAWING CONTAINS INFORMATION THAT IS PROPRIETARY TO MOLEX ELECTRONIC TECHNOLOGIES, LLC AND SHOULD NOT BE USED WITHOUT WRITTEN PERMISSION

DIMENSION UNITS	SCALE
MM/INCH	NTS

GENERAL TOLERANCES (UNLESS SPECIFIED)

	MM	INCH
4 PLACES	±	±
3 PLACES	±	± 0.01
2 PLACES	± 0.25	± 0.015
1 PLACE	± 0.38	±
0 PLACES	±	±
ANGULAR TOL	± 0.5 °	

DRAFT WHERE APPLICABLE MUST REMAIN WITHIN DIMENSIONS

CURRENT REV DESC: OBSOLETED PART NUMBER

EC NO: 651926
DRWN: ABHISP1 2020/12/09
CHK'D: GGA 2020/12/29
APPR: GGA 2020/12/29

INITIAL REVISION:
DRWN: SAMIEC 1987/01/28
APPR: SAMIEC 1987/01/28

THIRD ANGLE PROJECTION

molex

KK 156 HOUSING PCB
41815 SERIES

PRODUCT CUSTOMER DRAWING

DOCUMENT NUMBER	DOC TYPE	DOC PART	REVISION
SDA-41815	PSD	000	AR

DRAWING	SERIES	MATERIAL NUMBER	CUSTOMER	SHEET NUMBER
B-SIZE	41815	SEE TABLE	GENERAL MARKET	4 OF 11

Ckts
2
3
4
5
6
7
8
9
10
11
12
13
14
15

Assy. Proc:	RIGHT ANGLE
Housing No:	41815-N-AN
Options	WITH RAMP
Terminal No:	2144-AA-A1AA-228B
Term Matl:	BRASS
Plating:	228 – GOLD
Dim C:	(3.68) / .145
Voids:	NONE
Hooks Cut:	NO
Packaging:	PK-41815-001 TRAY
Material No	Engineer Number
09-48-5023	A-41815-0313
09-48-5033	A-41815-0314
09-48-5043	A-41815-0315
09-48-5053	A-41815-0316
09-48-5063	A-41815-0317
09-48-5073	A-41815-0318
09-48-5083	A-41815-0319
09-48-5093	A-41815-0320
09-48-5103	A-41815-0321
09-48-5113	A-41815-0322
09-48-5123	A-41815-0323
09-48-5133	A-41815-0324
09-48-5143	A-41815-0325
09-48-5153	A-41815-0326

Assy. Proc:	BOTTOM ENTRY
Housing No:	41815-N-DN
Options	NO RAMPS
Terminal No:	2188-P909
Term Matl:	BRASS
Plating:	P909 – TIN
Dim C:	(4.06) / .160
Voids:	NONE
Hooks Cut:	YES
Packaging:	PK-41815-001 TRAY
Material No	Engineer Number
41815-0327	A-41815-0327
41815-0328	A-41815-0328
41815-0329	A-41815-0329
41815-0331	A-41815-0331
41815-0332	A-41815-0332
09-48-2086	A-41815-0333
41815-0334	A-41815-0334
09-48-2106	A-41815-0335
41815-0336	A-41815-0336
41815-0337	A-41815-0337
41815-0338	A-41815-0338
41815-0339	A-41815-0339
41815-0340	A-41815-0340

Assy. Proc:	
Housing No:	
Options	
Terminal No:	
Term Matl:	
Plating:	
Dim C:	
Voids:	
Hooks Cut:	
Packaging:	
Material No	Engineer Number

Assy. Proc:	TOP ENTRY
Housing No:	41815-N-DN
Options	NO RAMPS
Terminal No:	2144-AA-A1AA-P909B
Term Matl:	BRASS
Plating:	P909 – TIN
Dim C:	(3.05) / .120
Voids:	NONE
Hooks Cut:	NO
Packaging:	PK-41815-001 TRAY
Material No	Engineer Number
41815-0355	A-41815-0355
41815-0356	A-41815-0356
09-48-2047	A-41815-0357
41815-0358	A-41815-0358
41815-0359	A-41815-0359
41815-0360	A-41815-0360
41815-0361	A-41815-0361
41815-0362	A-41815-0362
09-48-2107	A-41815-0363
41815-0364	A-41815-0364
41815-0365	A-41815-0365
41815-0366	A-41815-0366
41815-0367	A-41815-0367
41815-0368	A-41815-0368

THIS DRAWING CONTAINS INFORMATION THAT IS PROPRIETARY TO MOLEX ELECTRONIC TECHNOLOGIES, LLC AND SHOULD NOT BE USED WITHOUT WRITTEN PERMISSION

FUNCTIONAL SYMBOLS: EA = 0, EC = 0, EP = 0
DIVISIONAL SYMBOLS

DIMENSION UNITS: MM/INCH
SCALE: NTS

GENERAL TOLERANCES (UNLESS SPECIFIED)

	MM	INCH
4 PLACES	±	±
3 PLACES	±	± 0.01
2 PLACES	± 0.25	± 0.015
1 PLACE	± 0.38	±
0 PLACES	±	±
ANGULAR TOL	± 0.5 °	

DRAFT WHERE APPLICABLE MUST REMAIN WITHIN DIMENSIONS

CURRENT REV DESC: OBSOLETED PART NUMBER

EC NO: 651926
DRWN: ABHISP1 2020/12/09
CHK'D: GGA 2020/12/29
APPR: GGA 2020/12/29

INITIAL REVISION:
DRWN: SAMIEC 1987/01/28
APPR: SAMIEC 1987/01/28

THIRD ANGLE PROJECTION

molex

KK 156 HOUSING PCB
41815 SERIES

PRODUCT CUSTOMER DRAWING

DOCUMENT NUMBER	DOC TYPE	DOC PART	REVISION
SDA-41815	PSD	000	AR

DRAWING	SERIES	MATERIAL NUMBER	CUSTOMER	SHEET NUMBER
B-SIZE	41815	SEE TABLE	GENERAL MARKET	5 OF 11

DOCUMENT STATUS	P1	RELEASE DATE	2020/12/29 10:22:15

FORMAT: Eng-lega-master-tb-prod-B
REVISION: E
DATE: 2020/01/14

Ckts
2
3
4
5
6
7
8
9
10
11
12
13
14
15

Assy. Proc:	RIGHT ANGLE
Housing No:	41815-N-AN
Options	WITH RAMP
Terminal No:	4244-A-197A
Term Matl:	PHOS BRONZE
Plating:	197 – TIN
Dim C:	(3.68) / .145
Voids:	NONE
Hooks Cut:	NO
Packaging:	PK-41815-001 TRAY
Material No	Engineer Number
09-48-1023	A-41815-0369
09-48-1033	A-41815-0370
09-48-1043	A-41815-0371
09-48-1053	A-41815-0372
09-48-1063	A-41815-0373
09-48-1073	A-41815-0374
09-48-1083	A-41815-0375
09-48-1093	A-41815-0376
09-48-1103	A-41815-0377
09-48-1113	A-41815-0378
09-48-1123	A-41815-0379
09-48-1133	A-41815-0380
09-48-1143	A-41815-0381
09-48-1153	A-41815-0382

Assy. Proc:	
Housing No:	
Options	
Terminal No:	
Term Matl:	
Plating:	
Dim C:	
Voids:	
Hooks Cut:	
Packaging:	
Material No	Engineer Number

Assy. Proc:	RIGHT ANGLE
Housing No:	41815-N-AN
Options	WITH RAMP
Terminal No:	2144-AA-A1AA-208B
Term Matl:	BRASS
Plating:	208 – 15 GOLD
Dim C:	(3.68) / .145
Voids:	NONE
Hooks Cut:	NO
Packaging:	PK-41815-001 TRAY
Material No	Engineer Number
09-48-3025	A-41815-0425
09-48-3035	A-41815-0426
09-48-3045	A-41815-0427
09-48-3055	A-41815-0428
09-48-3065	A-41815-0429
09-48-3075	A-41815-0430
09-48-3085	A-41815-0431
09-48-3095	A-41815-0432
09-48-3105	A-41815-0433
09-48-3115	A-41815-0434
09-48-3125	A-41815-0435
09-48-3135	A-41815-0436
09-48-3145	A-41815-0437
09-48-3155	A-41815-0438

Assy. Proc:	BOTTOM ENTRY
Housing No:	41815-N-AN
Options	WITH RAMP
Terminal No:	2188-1-208
Term Matl:	BRASS
Plating:	208 – 15 GOLD
Dim C:	(3.18) / .125
Voids:	NONE
Hooks Cut:	NO
Packaging:	PK-41815-001 TRAY
Material No	Engineer Number
09-48-3024	A-41815-0439
09-48-3034	A-41815-0440
09-48-3044	A-41815-0441
09-48-3054	A-41815-0442
09-48-3064	A-41815-0443
09-48-3074	A-41815-0444
09-48-3084	A-41815-0445
09-48-3094	A-41815-0446
09-48-3104	A-41815-0447
09-48-3114	A-41815-0448
09-48-3124	A-41815-0449
09-48-3134	A-41815-0450
09-48-3144	A-41815-0451
09-48-3154	A-41815-0452

THIS DRAWING CONTAINS INFORMATION THAT IS PROPRIETARY TO MOLEX ELECTRONIC TECHNOLOGIES, LLC AND SHOULD NOT BE USED WITHOUT WRITTEN PERMISSION

FUNCTIONAL SYMBOLS
EA = 0
EC = 0
EP = 0
DIVISIONAL SYMBOLS

DIMENSION UNITS: MM/INCH
SCALE: NTS

GENERAL TOLERANCES (UNLESS SPECIFIED)

	MM	INCH
4 PLACES	±	±
3 PLACES	±	± 0.01
2 PLACES	± 0.25	± 0.015
1 PLACE	± 0.38	±
0 PLACES	±	±
ANGULAR TOL	± 0.5 °	

DRAFT WHERE APPLICABLE MUST REMAIN WITHIN DIMENSIONS

CURRENT REV DESC: OBSOLETED PART NUMBER

EC NO: 651926
DRWN: ABHISP1 2020/12/09
CHK'D: GGA 2020/12/29
APPR: GGA 2020/12/29

INITIAL REVISION:
DRWN: SAMIEC 1987/01/28
APPR: SAMIEC 1987/01/28

THIRD ANGLE PROJECTION
DRAWING: B-SIZE
SERIES: 41815

molex

KK 156 HOUSING PCB
41815 SERIES

PRODUCT CUSTOMER DRAWING

DOCUMENT NUMBER	DOC TYPE	DOC PART	REVISION
SDA-41815	PSD	000	AR

MATERIAL NUMBER	CUSTOMER	SHEET NUMBER
SEE TABLE	GENERAL MARKET	6 OF 11

DOCUMENT STATUS	P1	RELEASE DATE	2020/12/29 10:22:15

FORMAT: Eng-lega-master-tb-prod-B
REVISION: E
DATE: 2020/01/14

Assy. Proc:	TOP ENTRY	TOP ENTRY	RIGHT ANGLE	BOTTOM ENTRY
Housing No:	41815-N-AN	41815-N-AN	41815-N-AN	41815-N-AN
Options	WITH RAMP	WITH RAMP	WITH RAMP	WITH RAMP
Terminal No:	2144-AA-A1AA-P909B	2144-AA-A1AA-208B	2144-BA-A1AA-P909B	6298-1-P909
Term Matl:	BRASS	BRASS	PHOS BRONZE	PHOS BRONZE
Plating:	P909 – TIN	208 – 15 GOLD	P909 – TIN	P909 – TIN
Dim C:	(3.05) / .120	(3.05) / .120	(3.68) / .145	(3.18) / .125
Voids:	NONE	NONE	NONE	NONE
Hooks Cut:	NO	NO	NO	NO
Packaging:	PK-41815-001 TRAY	PK-41815-001 TRAY	PK-41815-001 TRAY	PK-41815-001 TRAY

Ckts	Material No	Engineer Number	Material No	Engineer Number	Material No	Engineer Number	Material No	Engineer Number
2	09-48-2023	A-41815-0453	09-48-3026	A-41815-0467	09-48-2020	A-41815-0481		
3	09-48-2033	A-41815-0454	09-48-3036	A-41815-0468	09-48-2030	A-41815-0482	09-48-2039	A-41815-0496
4	09-48-2043	A-41815-0455	09-48-3046	A-41815-0469	09-48-2040	A-41815-0483	09-48-2049	A-41815-0497
5	09-48-2053	A-41815-0456	09-48-3056	A-41815-0470	09-48-2050	A-41815-0484	09-48-2059	A-41815-0498
6	09-48-2063	A-41815-0457	09-48-3066	A-41815-0471	09-48-2060	A-41815-0485		
7	09-48-2073	A-41815-0458	09-48-3076	A-41815-0472	09-48-2070	A-41815-0486	09-48-2079	A-41815-0500
8	09-48-2083	A-41815-0459	09-48-3086	A-41815-0473	09-48-2080	A-41815-0487	09-48-2089	A-41815-0501
9	09-48-2093	A-41815-0460	09-48-3096	A-41815-0474	09-48-2090	A-41815-0488	09-48-2099	A-41815-0502
10	09-48-2103	A-41815-0461	09-48-3106	A-41815-0475	09-48-2100	A-41815-0489		
11	09-48-2113	A-41815-0462	09-48-3116	A-41815-0476	09-48-2110	A-41815-0490	09-48-2119	A-41815-0504
12	09-48-2123	A-41815-0463	09-48-3126	A-41815-0477	09-48-2120	A-41815-0491		
13	09-48-2133	A-41815-0464	09-48-3136	A-41815-0478	09-48-2130	A-41815-0492	09-48-2139	A-41815-0506
14	09-48-2143	A-41815-0465	09-48-3146	A-41815-0479	09-48-2140	A-41815-0493	09-48-2149	A-41815-0507
15	09-48-2153	A-41815-0466	09-48-3156	A-41815-0480	09-48-2150	A-41815-0494	09-48-2159	A-41815-0508

FUNCTIONAL SYMBOLS
E/A = 0
E/C = 0
E/P = 0
DIVISIONAL SYMBOLS

THIS DRAWING CONTAINS INFORMATION THAT IS PROPRIETARY TO MOLEX ELECTRONIC TECHNOLOGIES, LLC AND SHOULD NOT BE USED WITHOUT WRITTEN PERMISSION

DIMENSION UNITS: MM/INCH
SCALE: NTS

GENERAL TOLERANCES (UNLESS SPECIFIED)

	MM	INCH
4 PLACES	±	±
3 PLACES	±	± 0.01
2 PLACES	± 0.25	± 0.015
1 PLACE	± 0.38	±
0 PLACES	±	±
ANGULAR TOL	± 0.5 °	

DRAFT WHERE APPLICABLE MUST REMAIN WITHIN DIMENSIONS

CURRENT REV DESC: OBSOLETED PART NUMBER

EC NO: 651926
DRWN: ABHISP1 2020/12/09
CHK'D: GGA 2020/12/29
APPR: GGA 2020/12/29

INITIAL REVISION:
DRWN: SAMIEC 1987/01/28
APPR: SAMIEC 1987/01/28

THIRD ANGLE PROJECTION
DRAWING: B-SIZE
SERIES: 41815

molex

KK 156 HOUSING PCB
41815 SERIES

PRODUCT CUSTOMER DRAWING

DOCUMENT NUMBER	DOC TYPE	DOC PART	REVISION
SDA-41815	PSD	000	AR

MATERIAL NUMBER	CUSTOMER	SHEET NUMBER
SEE TABLE	GENERAL MARKET	7 OF 11

DOCUMENT STATUS	P1	RELEASE DATE	2020/12/29 10:22:15

FORMAT: Eng-tega-master-tb-prod-B
REVISION: E
DATE: 2020/01/14

Ckts
2
3
4
5
6
7
8
9
10
11
12
13
14
15

Assy. Proc:	TOP ENTRY
Housing No:	41815-N-AN
Options	WITH RAMP
Terminal No:	2144-BA-A1AA-P909B
Term Matl:	PHOS BRONZE
Plating:	P909 – TIN
Dim C:	(3.05) / .120
Voids:	NONE
Hooks Cut:	NO
Packaging:	PK-41815-001 TRAY
Material No	Engineer Number
09-48-2028	A-41815-0509
09-48-2038	A-41815-0510
09-48-2048	A-41815-0511
09-48-2058	A-41815-0512
09-48-2068	A-41815-0513
09-48-2078	A-41815-0514
09-48-2088	A-41815-0515
09-48-2098	A-41815-0516
09-48-2108	A-41815-0517
09-48-2118	A-41815-0518
09-48-2128	A-41815-0519
09-48-2138	A-41815-0520
09-48-2148	A-41815-0521
09-48-2158	A-41815-0522

Assy. Proc:	TOP ENTRY
Housing No:	41815-N-AN
Options	WITH RAMP
Terminal No:	2144-BA-A1AA-197B
Term Matl:	PHOS BRONZE
Plating:	197 – TIN
Dim C:	(3.05) / .120
Voids:	NONE
Hooks Cut:	YES
Packaging:	PK-41815-001 TRAY
Material No	Engineer Number
09-48-5028	A-41815-0523
09-48-5038	A-41815-0524
09-48-5048	A-41815-0525
09-48-5058	A-41815-0526
09-48-5068	A-41815-0527
09-48-5078	A-41815-0528
09-48-5088	A-41815-0529
09-48-5098	A-41815-0530
09-48-5108	A-41815-0531
09-48-5118	A-41815-0532
09-48-5128	A-41815-0533
09-48-5138	A-41815-0534
09-48-5148	A-41815-0535
09-48-5158	A-41815-0536

Assy. Proc:	TOP ENTRY
Housing No:	41815-N-AN
Options	WITH RAMP
Terminal No:	2144-BA-A1AA-208B
Term Matl:	PHOS BRONZE
Plating:	208 – 15 GOLD
Dim C:	(3.05) / .120
Voids:	NONE
Hooks Cut:	YES
Packaging:	PK-41815-001 TRAY
Material No	Engineer Number
09-48-1035	A-41815-0538
09-48-1045	A-41815-0539
09-48-1055	A-41815-0540
09-48-1065	A-41815-0541
09-48-1075	A-41815-0542
09-48-1085	A-41815-0543
09-48-1095	A-41815-0544
09-48-1105	A-41815-0545
09-48-1115	A-41815-0546
09-48-1125	A-41815-0547
09-48-1135	A-41815-0548
09-48-1145	A-41815-0549
09-48-1155	A-41815-0550

Assy. Proc:	BOTTOM ENTRY
Housing No:	41815-N-AN
Options	WITH RAMP
Terminal No:	2188-1-208
Term Matl:	BRASS
Plating:	208 – 15 GOLD
Dim C:	(3.18) / .125
Voids:	TERMINAL VOID 2
Hooks Cut:	NO
Packaging:	PK-41815-001 TRAY
Material No	Engineer Number
41815-0551	41815-0551
41815-0552	41815-0552
41815-0553	41815-0553
41815-0554	41815-0554
41815-0555	41815-0555
41815-0556	41815-0556
41815-0557	41815-0557
41815-0558	41815-0558
41815-0559	41815-0559
41815-0560	41815-0560
41815-0561	41815-0561
41815-0562	41815-0562
41815-0563	41815-0563

DOCUMENT STATUS	P1	RELEASE DATE	2020/12/29 10:22:15

FUNCTIONAL SYMBOLS: E/A = 0; E/C = 0; E/P = 0

DIVISIONAL SYMBOLS

DIMENSION UNITS	SCALE
MM/INCH	NTS

GENERAL TOLERANCES (UNLESS SPECIFIED)

	MM	INCH
4 PLACES	±	±
3 PLACES	±	± 0.01
2 PLACES	± 0.25	± 0.015
1 PLACE	± 0.38	±
0 PLACES	±	±
ANGULAR TOL	± 0.5 °	

DRAFT WHERE APPLICABLE MUST REMAIN WITHIN DIMENSIONS

THIS DRAWING CONTAINS INFORMATION THAT IS PROPRIETARY TO MOLEX ELECTRONIC TECHNOLOGIES, LLC AND SHOULD NOT BE USED WITHOUT WRITTEN PERMISSION

CURRENT REV DESC: OBSOLETED PART NUMBER

EC NO: 651926

DRWN:	ABHISP1	2020/12/09
CHK'D:	GGA	2020/12/29
APPR:	GGA	2020/12/29

INITIAL REVISION:

DRWN:	SAMIEC	1987/01/28
APPR:	SAMIEC	1987/01/28

THIRD ANGLE PROJECTION | DRAWING: B-SIZE | SERIES: 41815

molex

KK 156 HOUSING PCB
41815 SERIES

PRODUCT CUSTOMER DRAWING

DOCUMENT NUMBER	DOC TYPE	DOC PART	REVISION
SDA-41815	PSD	000	AR

MATERIAL NUMBER	CUSTOMER	SHEET NUMBER
SEE TABLE	GENERAL MARKET	8 OF 11

FORMAT: Eng-lega-master-tb-prod-B
REVISION: E
DATE: 2020/01/14

Ckts
2
3
4
5
6
7
8
9
10
11
12
13
14
15

Assy. Proc:	BOTTOM ENTRY
Housing No:	41815-N-DN
Options	WITHOUT RAMPS
Terminal No:	6298-1-197
Term Matl:	PHOS BRONZE
Plating:	197 – TIN
Dim C:	3.18 / .125
Voids:	NONE
Hooks Cut:	NO
Packaging:	PK-41815-001 TRAY
Material No	Engineer Number
41815-0564	A-41815-0564
41815-0565	A-41815-0565
41815-0566	A-41815-0566
41815-0567	A-41815-0567
41815-0568	A-41815-0568
41815-0569	A-41815-0569
41815-0570	A-41815-0570
41815-0571	A-41815-0571
41815-0572	A-41815-0572
41815-0573	A-41815-0573
41815-0574	A-41815-0574
41815-0575	A-41815-0575
41815-0576	A-41815-0576
41815-0577	A-41815-0577

Assy. Proc:	BOTTOM ENTRY
Housing No:	41815-N-DN
Options	WITHOUT RAMPS
Terminal No:	6298-1-197
Term Matl:	PHOS BRONZE
Plating:	197 – TIN
Dim C:	3.18 / .125
Voids:	TERMINAL VOID 2
Hooks Cut:	NO
Packaging:	PK-41815-001 TRAY
Material No	Engineer Number
41815-0579	A-41815-0579
41815-0580	A-41815-0580
41815-0581	A-41815-0581
41815-0582	A-41815-0582
41815-0583	A-41815-0583
41815-0584	A-41815-0584
41815-0585	A-41815-0585
41815-0586	A-41815-0586
41815-0587	A-41815-0587
41815-0588	A-41815-0588
41815-0589	A-41815-0589
41815-0590	A-41815-0590
41815-0591	A-41815-0591

Assy. Proc:	RIGHT ANGLE
Housing No:	41815-N-A15-7
Options	WITH RAMP
Terminal No:	2144-BA-A1AA-197B
Term Matl:	PHOS BRONZE
Plating:	197 – TIN
Dim C:	(3.68) / .145
Voids:	TERMINAL VOID 7
Hooks Cut:	NO
Packaging:	PK-41815-001 TRAY
Material No	Engineer Number
41815-0600	A-41815-0600

Assy. Proc:	TOP ENTRY
Housing No:	41815-N-DN
Options	WITHOUT RAMP
Terminal No:	2144-BA-A1AA-197B
Term Matl:	PHOS BRONZE
Plating:	197 – TIN
Dim C:	(3.05)/.120
Voids:	NONE
Hooks Cut:	YES
Packaging:	PK-41815-001 TRAY
Material No	Engineer Number
41815-0601	A-41815-0601
41815-0602	A-41815-0602
41815-0605	A-41815-0605

THIS DRAWING CONTAINS INFORMATION THAT IS PROPRIETARY TO MOLEX ELECTRONIC TECHNOLOGIES, LLC AND SHOULD NOT BE USED WITHOUT WRITTEN PERMISSION

FUNCTIONAL SYMBOLS: E/A = 0; E/C = 0; E/P = 0

DIVISIONAL SYMBOLS

DIMENSION UNITS: MM/INCH

SCALE: NTS

GENERAL TOLERANCES (UNLESS SPECIFIED)

	MM	INCH
4 PLACES	±	±
3 PLACES	±	± 0.01
2 PLACES	± 0.25	± 0.015
1 PLACE	± 0.38	±
0 PLACES	±	±
ANGULAR TOL	± 0.5 °	

DRAFT WHERE APPLICABLE MUST REMAIN WITHIN DIMENSIONS

CURRENT REV DESC: OBSOLETED PART NUMBER

EC NO: 651926
DRWN: ABHISP1 2020/12/09
CHK'D: GGA 2020/12/29
APPR: GGA 2020/12/29

INITIAL REVISION:
DRWN: SAMIEC 1987/01/28
APPR: SAMIEC 1987/01/28

THIRD ANGLE PROJECTION

DRAWING: B-SIZE

SERIES: 41815

molex

KK 156 HOUSING PCB
41815 SERIES

PRODUCT CUSTOMER DRAWING

DOCUMENT NUMBER	DOC TYPE	DOC PART	REVISION
SDA-41815	PSD	000	AR

MATERIAL NUMBER	CUSTOMER	SHEET NUMBER
SEE TABLE	GENERAL MARKET	9 OF 11

DOCUMENT STATUS	P1	RELEASE DATE	2020/12/29 10:22:15

FORMAT: Eng-lega-master-tb-prod-B
REVISION: E
DATE: 2020/01/14

Ckts
2
3
4
5
6
7
8
9
10
11
12
13
14
15

Assy. Proc:	RIGHT ANGLE
Housing No:	41815-N-DN
Options	WITHOUT RAMP
Terminal No:	2144-BA-A1AA-197B
Term Matl:	PHOS BRONZE
Plating:	197 – TIN
Dim C:	(3.68) / .145
Voids:	NONE
Hooks Cut:	NO
Packaging:	PK-41815-001 TRAY
Material No	Engineer Number
41815-0630	A-41815-0630
41815-0631	A-41815-0631
41815-0632	A-41815-0632
41815-0633	A-41815-0633
41815-0634	A-41815-0634
41815-0635	A-41815-0635
41815-0636	A-41815-0636
41815-0637	A-41815-0637
41815-0638	A-41815-0638
41815-0639	A-41815-0639
41815-0640	A-41815-0640
41815-0641	A-41815-0641
41815-0642	A-41815-0642
41815-0643	A-41815-0643

Assy. Proc:	TOP ENTRY
Housing No:	41815-N-DN
Options	WITHOUT RAMP
Terminal No:	2144-AA-A1AA-P909B
Term Matl:	BRASS
Plating:	P909 – TIN
Dim C:	(3.05) / .120
Voids:	NONE
Hooks Cut:	YES
Packaging:	PK-41815-001 TRAY
Material No	Engineer Number
41815-0646	A-41815-0646

Assy. Proc:	RIGHT ANGLE
Housing No:	41815-N-AN
Options	WITH RAMP
Terminal No:	2144-BA-A1AA-197B
Term Matl:	PHOS BRONZE
Plating:	197 TIN
Dim C:	(3.68) / .145
Voids:	TERMINAL VOID 2, 4
Hooks Cut:	NO
Packaging:	PK-41815-001 TRAY
Material No	Engineer Number
41815-0661	A-41815-0661

Assy. Proc:	BOTTOM ENTRY
Housing No:	41815-N-DN
Options	WITHOUT RAMP
Terminal No:	6298-197
Term Matl:	PHOS BRONZE
Plating:	197 – TIN
Dim C:	(4.06) / .160
Voids:	NONE
Hooks Cut:	YES
Packaging:	PK-41815-001 TRAY
Material No	Engineer Number
41815-0672	A-41815-0672
41815-0674	A-41815-0674

THIS DRAWING CONTAINS INFORMATION THAT IS PROPRIETARY TO MOLEX ELECTRONIC TECHNOLOGIES, LLC AND SHOULD NOT BE USED WITHOUT WRITTEN PERMISSION

FUNCTIONAL SYMBOLS: E/A = 0; E/C = 0; E/P = 0

DIVISIONAL SYMBOLS

DIMENSION UNITS: MM/INCH

SCALE: NTS

GENERAL TOLERANCES (UNLESS SPECIFIED)

	MM	INCH
4 PLACES	±	±
3 PLACES	±	± 0.01
2 PLACES	± 0.25	± 0.015
1 PLACE	± 0.38	±
0 PLACES	±	±
ANGULAR TOL	± 0.5 °	

DRAFT WHERE APPLICABLE MUST REMAIN WITHIN DIMENSIONS

CURRENT REV DESC: OBSOLETED PART NUMBER

EC NO: 651926
DRWN: ABHISP1 2020/12/09
CHK'D: GGA 2020/12/29
APPR: GGA 2020/12/29

INITIAL REVISION:
DRWN: SAMIEC 1987/01/28
APPR: SAMIEC 1987/01/28

THIRD ANGLE PROJECTION

DRAWING: B-SIZE

SERIES: 41815

molex

KK 156 HOUSING PCB
41815 SERIES

PRODUCT CUSTOMER DRAWING

DOCUMENT NUMBER	DOC TYPE	DOC PART	REVISION
SDA-41815	PSD	000	AR

MATERIAL NUMBER	CUSTOMER	SHEET NUMBER
SEE TABLE	GENERAL MARKET	10 OF 11

DOCUMENT STATUS	P1	RELEASE DATE	2020/12/29 10:22:15

FORMAT: Eng-lega-master-tb-prod-B
REVISION: E
DATE: 2020/01/14

Assy. Proc:	RIGHT ANGLE
Housing No:	41815-N-AN
Options	WITH RAMP
Terminal No:	2144-BA-A1AA-197B
Term Matl:	PHOS BRONZE
Plating:	197 TIN
Dim C:	(3.68) / .145
Voids:	TERMINAL VOID 2
Hooks Cut:	NO
Packaging:	PK-41815-001 TRAY

Ckts	Material No	Engineer Number
2		
3	41815-0687	A-41815-0687
4		
5		
6		
7		
8		
9		
10		
11		
12		
13		
14		
15		

Assy. Proc:	
Housing No:	
Options	
Terminal No:	
Term Matl:	
Plating:	
Dim C:	
Voids:	
Hooks Cut:	
Packaging:	

Material No	Engineer Number

Assy. Proc:	
Housing No:	
Options	
Terminal No:	
Term Matl:	
Plating:	
Dim C:	
Voids:	
Hooks Cut:	
Packaging:	

Material No	Engineer Number

Assy. Proc:	
Housing No:	
Options	
Terminal No:	
Term Matl:	
Plating:	
Dim C:	
Voids:	
Hooks Cut:	
Packaging:	

Material No	Engineer Number

THIS DRAWING CONTAINS INFORMATION THAT IS PROPRIETARY TO MOLEX ELECTRONIC TECHNOLOGIES, LLC AND SHOULD NOT BE USED WITHOUT WRITTEN PERMISSION

FUNCTIONAL SYMBOLS: A = 0; C = 0; B = 0

DIVISIONAL SYMBOLS

DIMENSION UNITS: MM/INCH

SCALE: NTS

GENERAL TOLERANCES (UNLESS SPECIFIED)

	MM	INCH
4 PLACES	±	±
3 PLACES	±	± 0.01
2 PLACES	± 0.25	± 0.015
1 PLACE	± 0.38	±
0 PLACES	±	±
ANGULAR TOL	± 0.5 °	

DRAFT WHERE APPLICABLE MUST REMAIN WITHIN DIMENSIONS

CURRENT REV DESC: OBSOLETED PART NUMBER

EC NO: 651926
DRWN: ABHISP1 2020/12/09
CHK'D: GGA 2020/12/29
APPR: GGA 2020/12/29

INITIAL REVISION:
DRWN: SAMIEC 1987/01/28
APPR: SAMIEC 1987/01/28

THIRD ANGLE PROJECTION

DRAWING: B-SIZE

SERIES: 41815

molex

KK 156 HOUSING PCB
41815 SERIES

PRODUCT CUSTOMER DRAWING

DOCUMENT NUMBER	DOC TYPE	DOC PART	REVISION
SDA-41815	PSD	000	AR

MATERIAL NUMBER	CUSTOMER	SHEET NUMBER
SEE TABLE	GENERAL MARKET	11 OF 11

DOCUMENT STATUS	P1	RELEASE DATE	2020/12/29 10:22:15

FORMAT: Eng-lega-master-tb-prod-B
REVISION: E
DATE: 2020/01/14