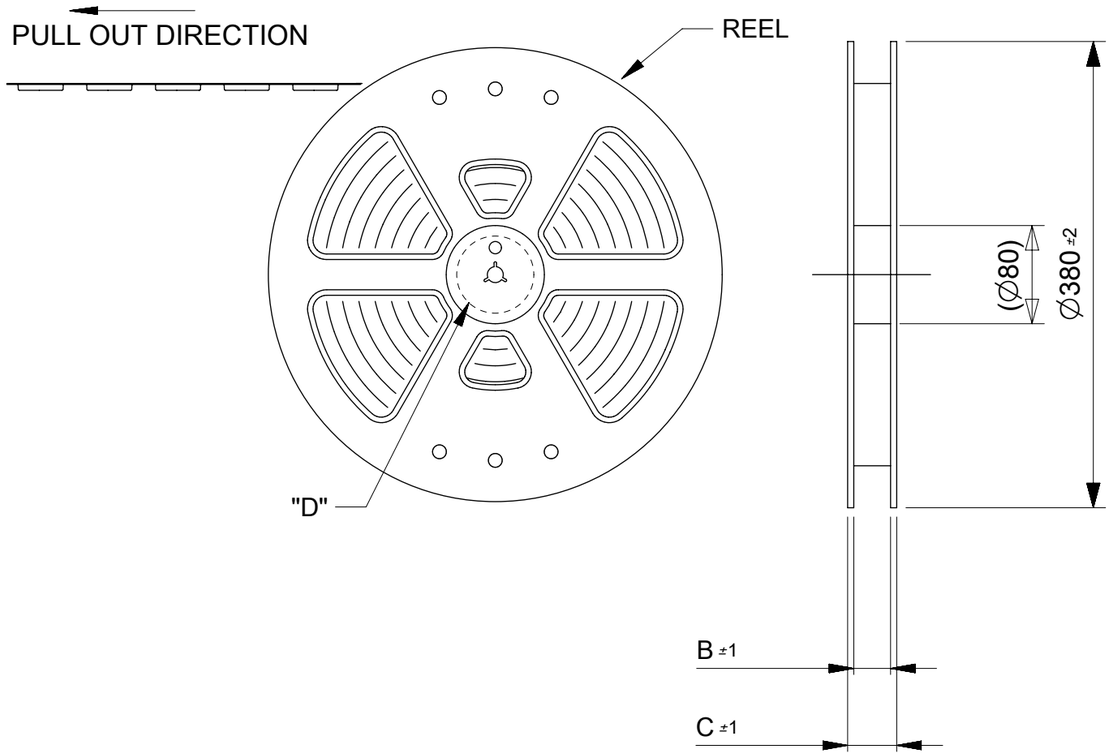

NOTES

1. RE DETAILED DIMENSION, SEE PRODUCT DRAWING.
2. NUMBER OF CONNECTORS : 8000 PCS/REEL.
3. LEAD TAPE LENGTH.

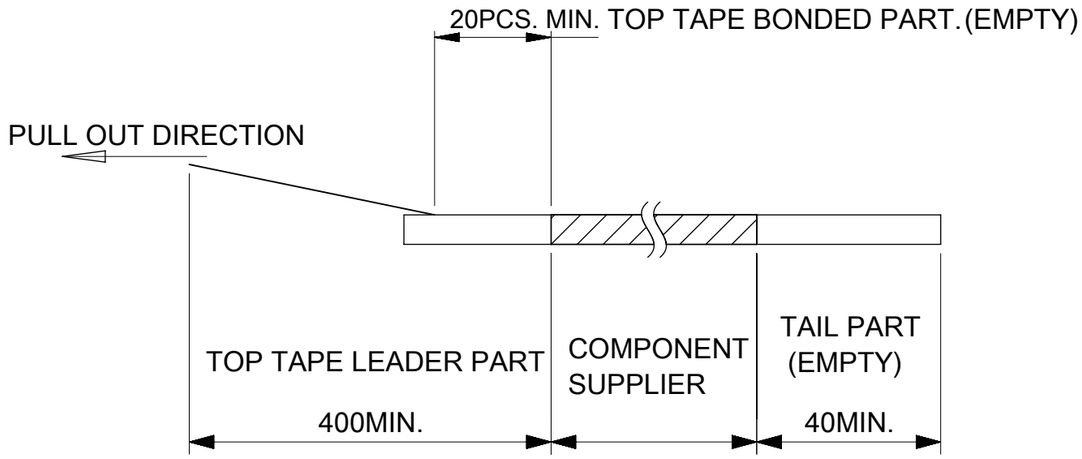

4. TOP TAPE PEEL FORCE IS DEFINED BY IEC60286-3

5. MATERIAL
CARRER TAPE :POLYSTYRENE
TOP TAPE :PET , OTHER
REEL :POLYSTYRENE(PS)(RECYCLE MATERIAL CONTAINED)

△6 Only 6 circuit is different in this dimension.

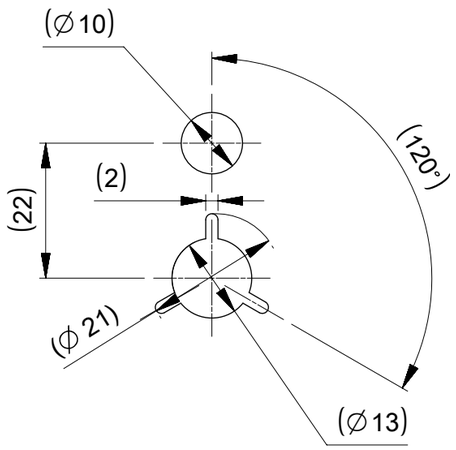

DETAIL "D"

MODEL NO. 505070-**22

THIS DRAWING CONTAINS INFORMATION THAT IS PROPRIETARY TO MOLEX ELECTRONIC TECHNOLOGIES, LLC AND SHOULD NOT BE USED WITHOUT WRITTEN PERMISSION

DIMENSION UNITS	SCALE
mm	1:5

GENERAL TOLERANCES (UNLESS SPECIFIED)	
ANGULAR TOL	± 1.0 °
4 PLACES	± 0.01
3 PLACES	± 0.03
2 PLACES	± 0.05
1 PLACE	± 0.1
0 PLACES	± 0.2

DRAFT WHERE APPLICABLE MUST REMAIN WITHIN DIMENSIONS

CURRENT REV DESC: RELEASED

EC NO: 612826
DRWN: GSHARMA 2019/02/22
CHK'D: MSASAO 2019/02/27
APPR: MSASAO 2019/02/27

INITIAL REVISION:
DRWN: TNISHIDA02 2017/03/28
APPR: TKUSUHARA01 2017/04/03

THIRD ANGLE PROJECTION	DRAWING	SERIES
	A3-SIZE	505070

molex

0.35 BB CONN. H=0.6 SSB6 RP PLUG ASSY

PRODUCT CUSTOMER DRAWING

DOCUMENT NUMBER	DOC TYPE	DOC PART	REVISION
5050700000	PSD	007	B

MATERIAL NUMBER	CUSTOMER	SHEET NUMBER
SEE CHART	GENERAL	1 OF 3

DOCUMENT STATUS	P1	RELEASE DATE	2019/02/27 05:28:35

FORMAT: master-Sheet-A3
REVISION: H
DATE: 2018/01/16

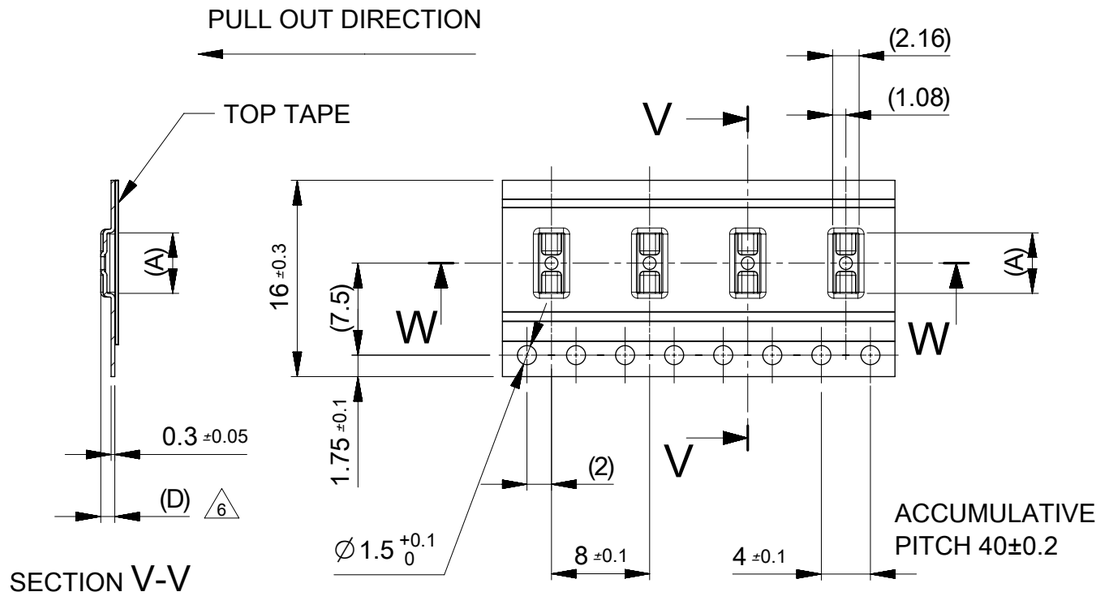

SECTION V-V

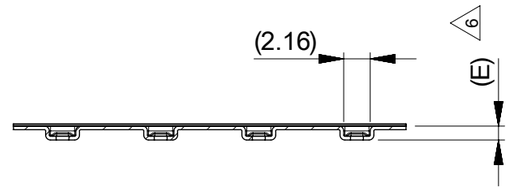

SECTION W-W

キャリアテープ幅 CARRIER TAPE WIDTH	(E)	(D)	C	B	(A)	MATERIAL No.	HIGH VOL. TOOL	LOW VOL. TOOL	CIRCUIT
							SAMPLE PREPARATION		
16	0.64	1.14	21.4	17.4	6.68	505070-3022	○	---	30
					5.63	505070-2422	○	---	24
					5.28	505070-2222	○	---	22
					4.93	505070-2022	○	---	20
					4.58	505070-1822	---	---	18
					4.23	505070-1622	○	---	16
					3.88	505070-1422	○	---	14
					3.53	505070-1222	○	---	12
					3.18	505070-1022	○	---	10
					2.78	505070-0822	○	---	8
	0.66	1.16			2.43	505070-0622	○	---	6

THIS DRAWING CONTAINS INFORMATION THAT IS PROPRIETARY TO MOLEX ELECTRONIC TECHNOLOGIES, LLC AND SHOULD NOT BE USED WITHOUT WRITTEN PERMISSION

DIMENSION UNITS	SCALE
mm	2:1

GENERAL TOLERANCES (UNLESS SPECIFIED)

ANGULAR TOL	± 1.0 °
4 PLACES	± 0.01
3 PLACES	± 0.03
2 PLACES	± 0.05
1 PLACE	± 0.1
0 PLACES	± 0.2

DRAFT WHERE APPLICABLE MUST REMAIN WITHIN DIMENSIONS

CURRENT REV DESC: RELEASED

EC NO: 612826
DRWN: GSHARMA 2019/02/22
CHK'D: MSASAO 2019/02/27
APPR: MSASAO 2019/02/27

INITIAL REVISION:
DRWN: TNISHIDA02 2017/03/28
APPR: TKUSUHARA01 2017/04/03

molex

0.35 BB CONN. H=0.6 SSB6 RP PLUG ASSY

PRODUCT CUSTOMER DRAWING

DOCUMENT NUMBER	DOC TYPE	DOC PART	REVISION
5050700000	PSD	007	B

THIRD ANGLE PROJECTION	DRAWING	SERIES	MATERIAL NUMBER	CUSTOMER	SHEET NUMBER
	A3-SIZE	505070	SEE CHART	GENERAL	2 OF 3

DOCUMENT STATUS	P1	RELEASE DATE	2019/02/27 05:28:35

FORMAT: master_sheet-A3
REVISION: H
DATE: 2018/01/16

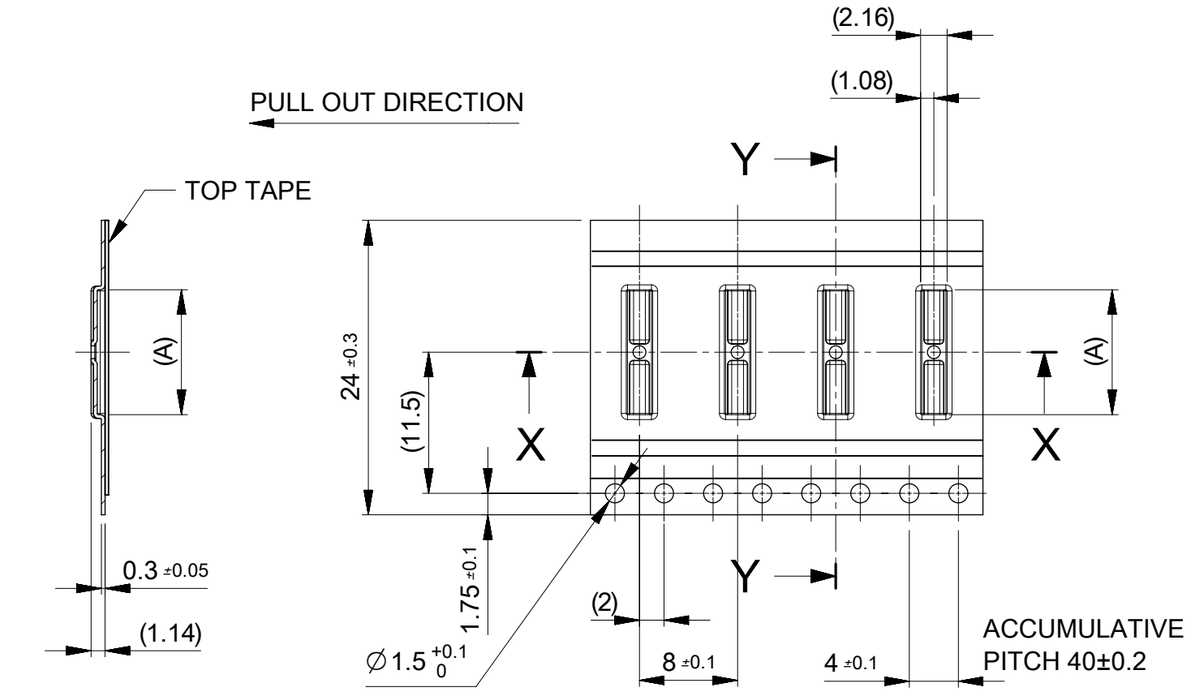

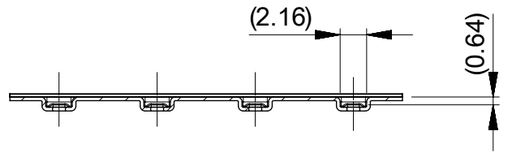

24	29.4	25.4	12.63	505070-6422	---	---	64
			11.93	505070-6022	---	---	60
			10.88	505070-5422	○	---	54
			10.18	505070-5022	○	---	50
			9.83	505070-4822	○	---	48
			9.48	505070-4622	---	---	46
			8.78	505070-4222	○	---	42
			8.43	505070-4022	○	---	40
			7.38	505070-3422	○	---	34
キャリアテープ幅 CARRIER TAPE WIDTH	C	B	(A)	MATERIAL No.	HIGH VOL TOOL SAMPLE PREPARATION	LOW VOL TOOL	CIRCUIT

THIS DRAWING CONTAINS INFORMATION THAT IS PROPRIETARY TO MOLEX ELECTRONIC TECHNOLOGIES, LLC AND SHOULD NOT BE USED WITHOUT WRITTEN PERMISSION

DIMENSION UNITS	SCALE
mm	2:1

GENERAL TOLERANCES (UNLESS SPECIFIED)

ANGULAR TOL	±	1.0 °
4 PLACES	±	0.01
3 PLACES	±	0.03
2 PLACES	±	0.05
1 PLACE	±	0.1
0 PLACES	±	0.2

DRAFT WHERE APPLICABLE MUST REMAIN WITHIN DIMENSIONS

CURRENT REV DESC: RELEASED

EC NO: 612826
DRWN: GSHARMA 2019/02/22
CHK'D: MSASAO 2019/02/27
APPR: MSASAO 2019/02/27

INITIAL REVISION:
DRWN: TNISHIDA02 2017/03/28
APPR: TKUSUHARA01 2017/04/03

molex

0.35 BB CONN. H=0.6 SSB6 RP PLUG ASSY

PRODUCT CUSTOMER DRAWING

DOCUMENT NUMBER	DOC TYPE	DOC PART	REVISION
5050700000	PSD	007	B

THIRD ANGLE PROJECTION	DRAWING	SERIES	MATERIAL NUMBER	CUSTOMER	SHEET NUMBER
	A3-SIZE	505070	SEE CHART	GENERAL	3 OF 3

DOCUMENT STATUS	P1	RELEASE DATE	2019/02/27 05:28:35

FORMAT: master_Sheet-A3
REVISION: H
DATE: 2018/01/16

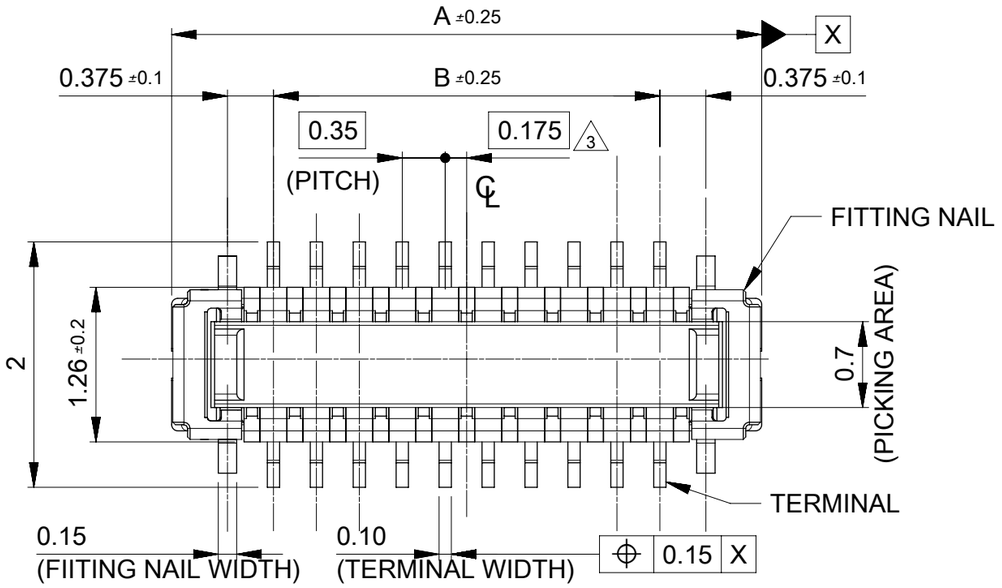

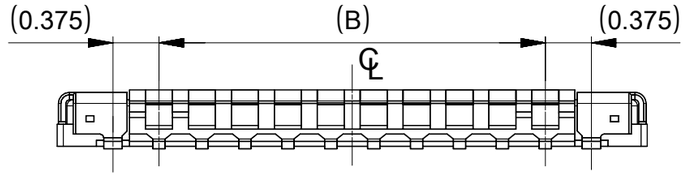

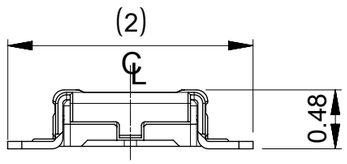

1 MATERIAL
WAFER:LIQUID CRYSTAL POLYMER UL94V-0(COLOR :BLACK)
TERMINAL:COPPER ALLOY
FITTING NAIL : COPPER ALLOY

2 PLATING
TERMINAL :
CONTACT AREA: SEPARATED GOLD PLATING
(0.1 MICROMETER MINIMUM).
SOLDER TAIL AREA: SEPARATED GOLD PLATING.
UNDERPLATE: NICKEL OVERALL.
*DIVIDE INTO PARTS THE GOLD PLATING OF THE CONTACT
AND THE TAIL PART BY THE NICKEL PLATING.
FITTING NAIL :
CONTACT AREA: SEPARATED GOLD PLATING
(0.1 MICROMETER MINIMUM).
SOLDER TAIL AREA: SEPARATED GOLD PLATING.
UNDERPLATE: NICKEL OVERALL.
*DIVIDE INTO PARTS THE GOLD PALATING OF THE CONTACT
AND THE TAIL PART BY THE NICKEL PLATING.
*EVEN THOUGH GOLD PLATING ON THE TOP SURFACE OF NAIL
MIGHT BE THIN, NO FUNCTIONAL PROBLEM.

△3 APPLY FOR (CIRCUIT/2)=EVEN.

4 MATE WITH :505066-**22 (H=0.6) , 505270**12 (H=0.7)

5 TAIL AND FITTING NAIL COPLANARITY TO BE 0.08MAXIMUM.

△6 PROHIBITED AREA OF PATTERN WIRING AND SOLDER.
(FOR EACH AREA, THE WIRING THAT TOUCHES ON THE SOLDER
CAN BE ATTACHED, THEN COVERED WITH A FILM TO KEEP SOLDER OUT).

△7 THIS DIMENSION SHOWS THE DIMENSION BETWEEN SOLDERING SURFACE OF SOLDER TAILS.

14.76	14.16	11.90	13.56	505070-7022	---	---	70
13.71	13.11	10.85	12.51	505070-6422	---	---	64
13.01	12.41	10.15	11.81	505070-6022	---	---	60
12.66	12.06	9.80	11.46	505070-5822	---	---	58
11.96	11.36	9.10	10.76	505070-5422	○	---	54
11.26	10.66	8.40	10.06	505070-5022	○	---	50
10.91	10.31	8.05	9.71	505070-4822	○	---	48
10.56	9.96	7.70	9.36	505070-4622	---	---	46
9.86	9.26	7.00	8.66	505070-4222	○	---	42
9.51	8.91	6.65	8.31	505070-4022	○	---	40
9.16	8.56	6.30	7.96	505070-3822	---	---	38
8.46	7.86	5.60	7.26	505070-3422	○	---	34
7.76	7.16	4.90	6.56	505070-3022	○	---	30
6.71	6.11	3.85	5.51	505070-2422	○	---	24
6.36	5.76	3.50	5.16	505070-2222	○	---	22
6.01	5.41	3.15	4.81	505070-2022	○	---	20
5.66	5.06	2.80	4.46	505070-1822	---	---	18
5.31	4.71	2.45	4.11	505070-1622	○	---	16
4.96	4.36	2.10	3.76	505070-1422	○	---	14
4.61	4.01	1.75	3.41	505070-1222	○	---	12
4.26	3.66	1.40	3.06	505070-1022	○	---	10
3.91	3.31	1.05	2.71	505070-0822	○	---	8
3.56	2.96	0.70	2.36	505070-0622	○	---	6
D	C	B	A	EMBOSSED TAPE PACKAGE	HIGH VOL. TOOL	LOW VOL. TOOL	CIRCUIT
				ORDER NO.	SAMPLE PREPARATION ○ : TOOLED △ : WORK IN PROCESS ---:TOOLING TO BE CONFIRMED		

CONNECTOR SERIES NO. : 505070-**19

THIS DRAWING CONTAINS INFORMATION THAT IS PROPRIETARY TO MOLEX ELECTRONIC TECHNOLOGIES, LLC AND SHOULD NOT BE USED WITHOUT WRITTEN PERMISSION

DIMENSION UNITS	SCALE
mm	20:1

GENERAL TOLERANCES (UNLESS SPECIFIED)

ANGULAR TOL	±	1.0 °
4 PLACES	±	0.01
3 PLACES	±	0.03
2 PLACES	±	0.05
1 PLACE	±	0.1
0 PLACES	±	0.2

DRAFT WHERE APPLICABLE MUST REMAIN WITHIN DIMENSIONS

CURRENT REV DESC: RELEASED

EC NO: 646121
DRWN: YSEKI01 2019/09/19
CHK'D: STERUKI 2020/09/28
APPR: YNAITO 2020/09/28

INITIAL REVISION:
DRWN: TNISHIDA02 2017/03/28
APPR: TKUSUHARA01 2017/04/03

molex

0.35 BB CONN. SSB6 RP PLUG ASSY

PRODUCT CUSTOMER DRAWING

DOCUMENT NUMBER	DOC TYPE	DOC PART	REVISION
5050701000	PSD	019	C

THIRD ANGLE PROJECTION	DRAWING	SERIES	MATERIAL NUMBER	CUSTOMER	SHEET NUMBER
	A3-SIZE	505070	SEE CHART	GENERAL	1 OF 2

DOCUMENT STATUS	P1	RELEASE DATE	2020/09/28 12:00:54

FORMAT: master-lb-prod-A3
REVISION: J
DATE: 2020/01/14

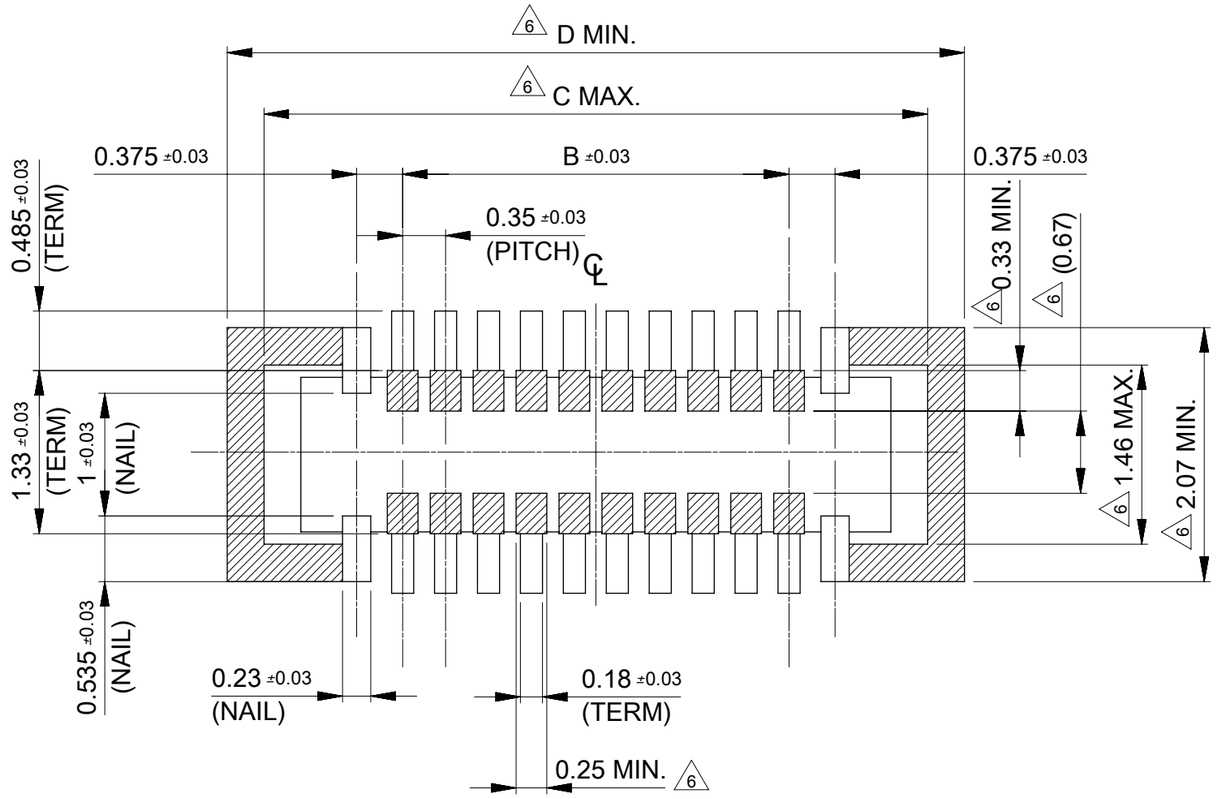

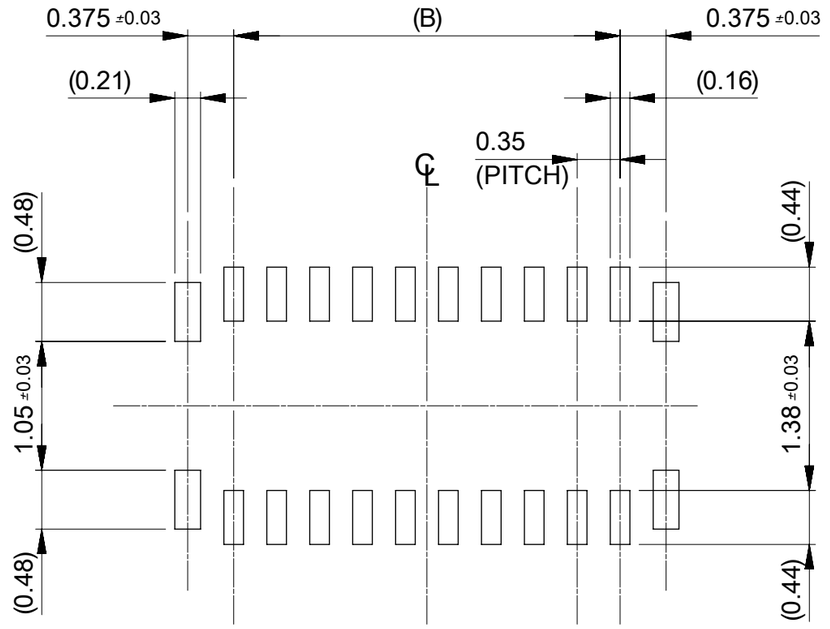

RECOMMENDED P.W.BOARD PATTERN LAYOUT(REFERENCE)

△6 PROHIBITED AREA OF PATTERN WIRING AND SOLDER.
(FOR EACH AREA, THE WIRING THAT TOUCHES ON THE SOLDER
CAN BE ATTACHED, THEN COVERED WITH A FILM TO KEEP SOLDER OUT.)

RECOMMENDED METAL MASK LAYOUT(REFERENCE)

RECOMMENDED THICKNESS OF METAL MASK : t=0.08mm
RECOMMENDED OPEN APERTURE RATIO OF METAL MASK : 80%

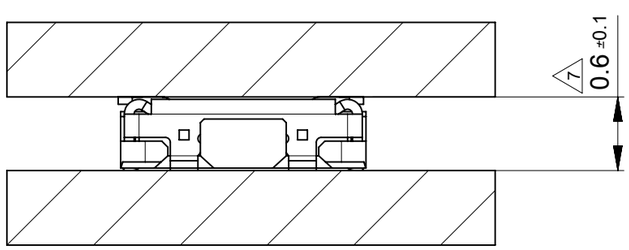

MATED CONDITION (505066/505070)

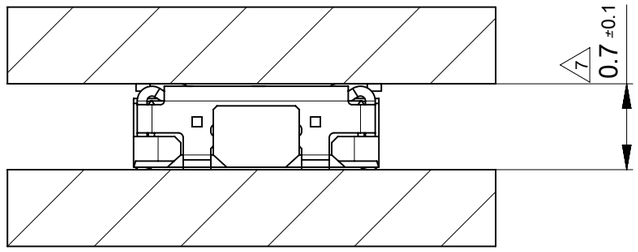

MATED CONDITION (505270/505070)

THIS DRAWING CONTAINS INFORMATION THAT IS PROPRIETARY TO MOLEX ELECTRONIC TECHNOLOGIES, LLC AND SHOULD NOT BE USED WITHOUT WRITTEN PERMISSION

DIMENSION UNITS	SCALE
mm	20:1

GENERAL TOLERANCES (UNLESS SPECIFIED)		
ANGULAR TOL	±	1.0 °
4 PLACES	±	0.01
3 PLACES	±	0.03
2 PLACES	±	0.05
1 PLACE	±	0.1
0 PLACES	±	0.2

DRAFT WHERE APPLICABLE MUST REMAIN WITHIN DIMENSIONS

CURRENT REV DESC: RELEASED

EC NO: 646121
DRWN: YSEKI01 2019/09/19
CHK'D: STERUKI 2020/09/28
APPR: YNAITO 2020/09/28

INITIAL REVISION:
DRWN: TNISHIDA02 2017/03/28
APPR: TKUSUHARA01 2017/04/03

molex

0.35 BB CONN. SSB6 RP PLUG ASSY

PRODUCT CUSTOMER DRAWING

DOCUMENT NUMBER	DOC TYPE	DOC PART	REVISION
5050701000	PSD	019	C

THIRD ANGLE PROJECTION	DRAWING	SERIES	MATERIAL NUMBER	CUSTOMER	SHEET NUMBER
	A3-SIZE	505070	SEE CHART	GENERAL	2 OF 2

DOCUMENT STATUS	P1	RELEASE DATE	2020/09/28 12:00:54

FORMAT: master-lb-prod-A3
REVISION: J
DATE: 2020/01/14