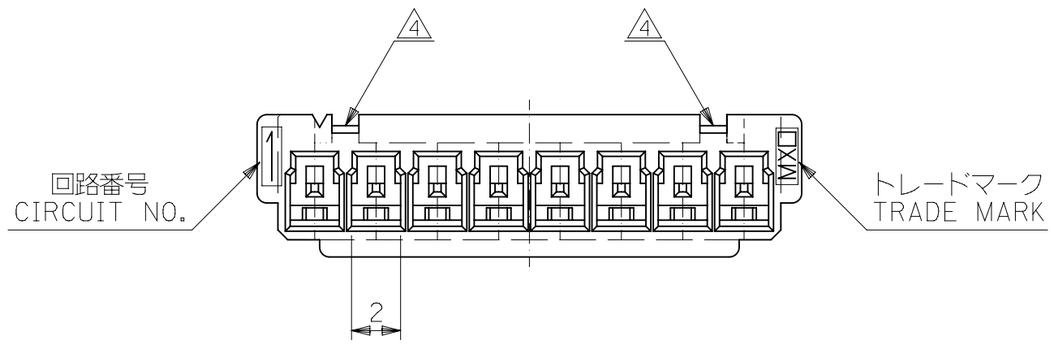

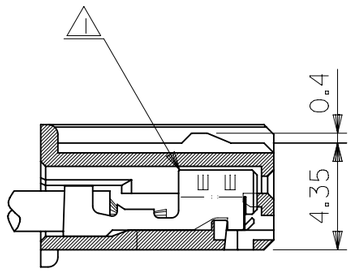

ターミナル装着状態図
TERMINAL ASSEMBLY DRAWING

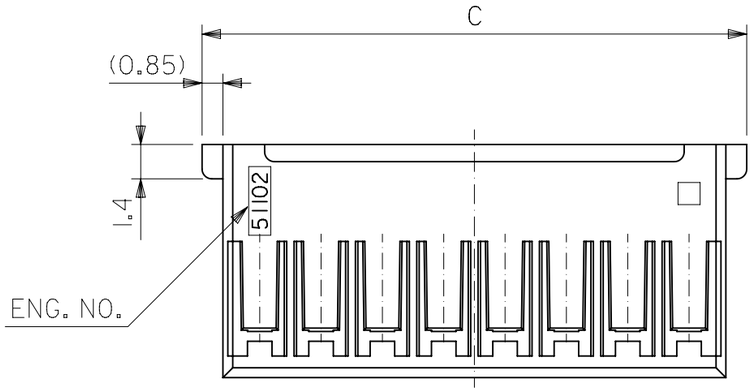

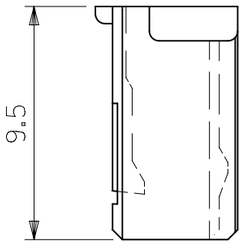

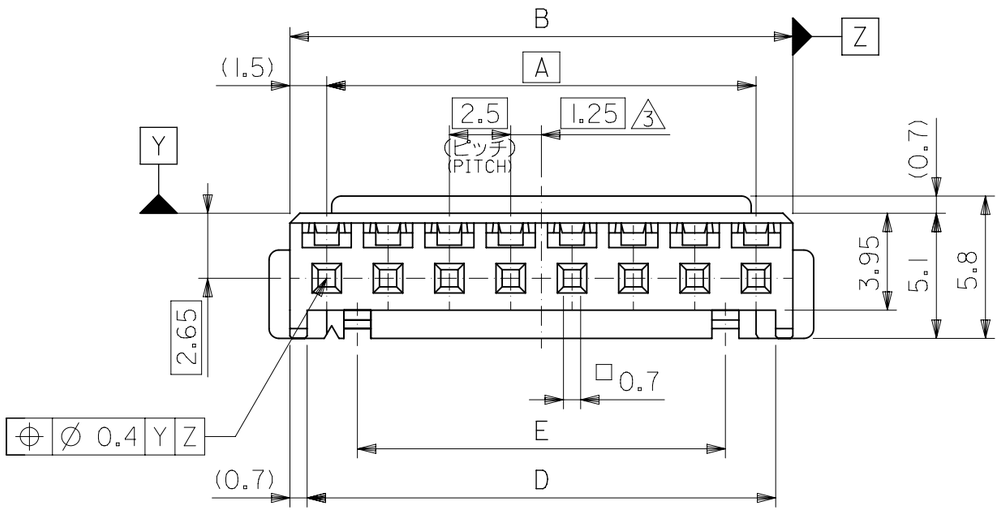

注記 NOTES

1. 適合ターミナル：50351-8*00
   APPLICABLE TERMINAL ：50351-8*00
2. 嵌合相手：53375,53376,53388,53389,53426
   53535 シリーズ
   MATE WITH ：53375,53376,53388,53389,53426
   53535 SEIRES
3. 偶数極の製品に適用。
   APPLY EVEN CIRCUIT PRODUCTS.
4. ロックの数 NUMBER OF LOCKS
   5極以下：1個
   LESS THAN 5 CIRCUIT PRODUCTS ：1 PIECE
   6極以上：2個
   MORE THAN 6 CIRCUIT PRODUCTS ：2 PIECES

E	D	C	B	A	ENG. NO.	極数 NO. OF CKT.
32.5	36.6	39.7	38	35	51102-1500	15
30	34.1	37.2	35.5	32.5	-1400	14
22.5	26.6	29.7	28	25	-1100	11
20	24.1	27.2	25.5	22.5	-1000	10
15	19.1	22.2	20.5	17.5	-0800	8
12.5	16.6	19.7	18	15	-0700	7
10	14.1	17.2	15.5	12.5	-0600	6
—‖—	11.6	14.7	13	10	-0500	5
—‖—	9.1	12.2	10.5	7.5	-0400	4
—‖—	6.6	9.7	8	5	-0300	3
—‖—	4.1	7.2	5.5	2.5	51102-0200	2

角度 ANGLE	±3°
30 以上 OVER	±0.3
10 以上 OVER 30 未満 UNDER	±0.25
10 未満 UNDER	±0.2
一般公差 GENERAL TOLERANCES	

材料 MATERIAL PBTP, UL94V-0 (白色 WHITE)

仕上げ FINISH —‖—

適用電線範囲 WIRE RANGE —‖—

被覆外径 INS. RANGE —‖—

THIS DRAWING CONTAINS INFORMATION THAT IS PROPRIETARY TO MOLEX ELECTRONIC TECHNOLOGIES, LLC AND SHOULD NOT BE USED WITHOUT WRITTEN PERMISSION

DIMENSION UNITS: mm | SCALE: 4:1

GENERAL TOLERANCES (UNLESS SPECIFIED)

	MM	INCH
4 PLACES	±	±
3 PLACES	±	±
2 PLACES	±	±
1 PLACE	±	±
0 PLACES	±	±
ANGULAR TOL	± °	

DRAFT WHERE APPLICABLE MUST REMAIN WITHIN DIMENSIONS

CURRENT REV DESC: OBSOLETED PART NO

EC NO: 629832
DRWN: VLOKESHA 2019/12/18
CHK'D: GGA 2020/01/22
APPR: GGA 2020/01/22

INITIAL REVISION:
DRWN: H.HIRAMOTO 1992/07/29
APPR: M.FUKUSHIMA 1995/05/23

THIRD ANGLE PROJECTION | DRAWING: A3-SIZE | SERIES: 51102

molex

2.5 W/B CONN HSG
(FRICTION LOCK)

PRODUCT CUSTOMER DRAWING

DOCUMENT NUMBER	DOC TYPE	DOC PART	REVISION
SD-51102-XX00	PSD	001	C1

MATERIAL NUMBER	CUSTOMER	SHEET NUMBER
SEE CHART	GENERAL MARKET	1 OF 1

DOCUMENT STATUS	P1	RELEASE DATE	2020/01/22 02:36:54

FORMAT: Molex_Customer-fb-prod-A3
REVISION: D
DATE: 2018/01/16