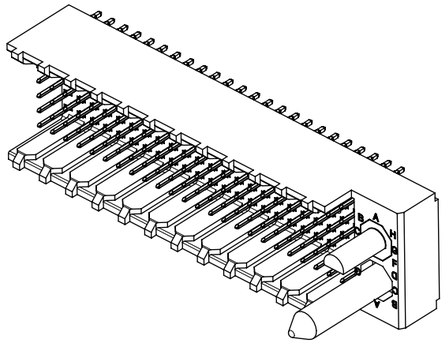

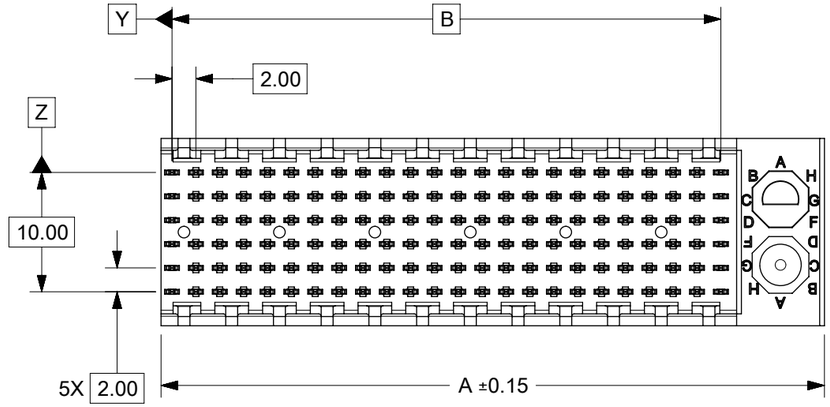

NOTES:
1. MATERIALS : HOUSING - LIQUID CRYSTAL POLYMER (LCP)
   GLASS-FILLED, UL 94V-0, COLOR: BLACK
   TERMINAL - PHOSPHOR BRONZE.
2. FINISH: SELECTIVE GOLD (Au) IN CONTACT AREA, 0.76 MCROMETERS MINIMUM THICKNESS, NICKEL (Ni) AND GOLD FLASH OVERALL.
   SELECTIVE GOLD (Au) IN CONTACT AREA, 0.76 MICROMETERS MINIMUM THICKNESS, SELECTIVE MATTE TIN (Sn) ON IN TAIL AREA.
   NICKEL (Ni) OVERALL.
3. THIS PART CONFORMS TO MOLEX PRODUCT SPECIFICATION PS-73670-9999.
4. FOR MIXED CONTACT MATING LENGTHS, CONSULT FACTORY FOR AVAILABILITY.
5. DIMENSIONS ARE IN MILLIMETERS.
6. FOR SPECIFIC MATERIAL NUMBERS, SEE SHEET 2.
7. PACKAGE PER PK-70873-0818.
8. PARTS MARKED WITH PART NUMBER AND DATE CODE ON EITHER SIDE, APPROXIMATLELY WHERE SHOWN.
9. POSITION TOLERANCE ARE INSPECTED BY GAUGE 737270006 OR 737270011.

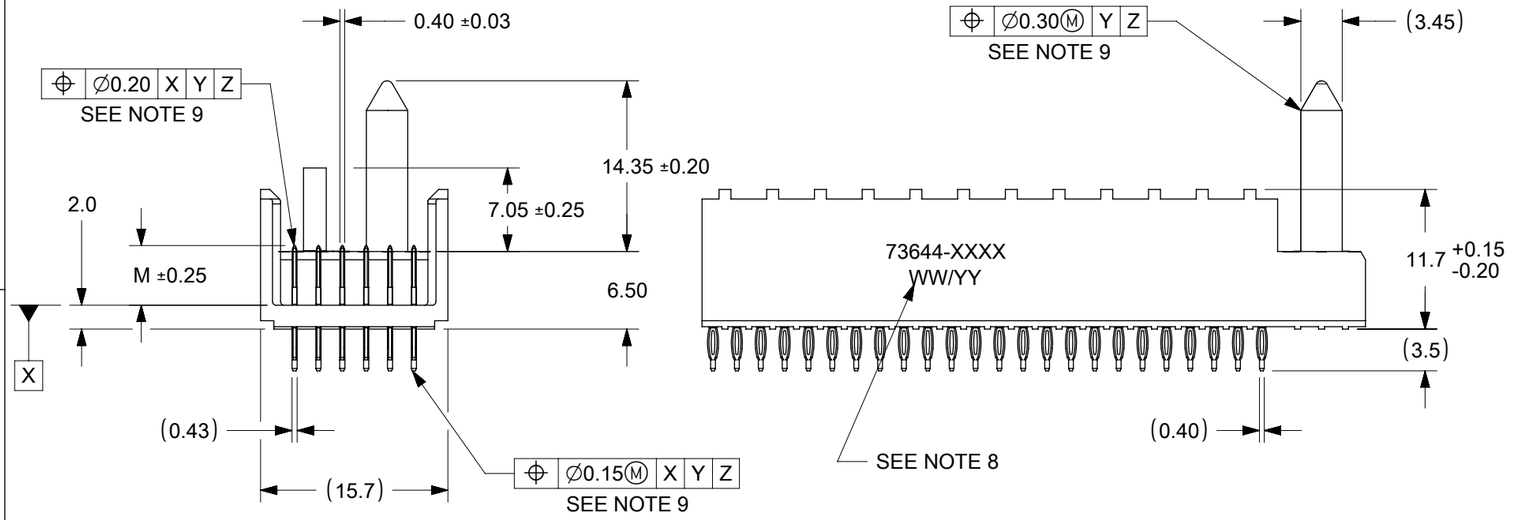

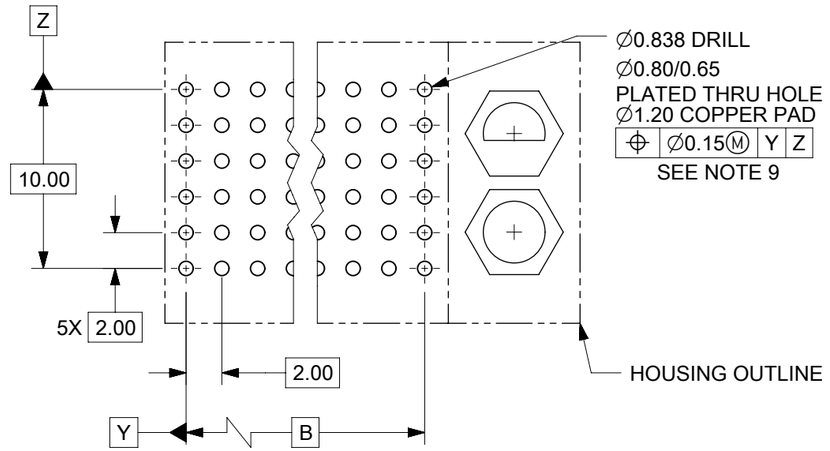

PCB LAYOUT : COMPONENT SIDE
RECOMMENDED PCB THICKNESS: 2.50 MIN.

FUNCTIONAL SYMBOLS	THIS DRAWING CONTAINS INFORMATION THAT IS PROPRIETARY TO MOLEX ELECTRONIC TECHNOLOGIES, LLC AND SHOULD NOT BE USED WITHOUT WRITTEN PERMISSION			
FA = 0	DIMENSION UNITS: mm	SCALE: 2:1	CURRENT REV DESC: SEE REVISION TABLE ON SHEET 3	molex
FC = 0	GENERAL TOLERANCES (UNLESS SPECIFIED)			SALES ASSEMBLY, HDM BACKPLANE MODULE POLAR/GUIDE OPTION
FP = 0	ANGULAR TOL ± 0.5°		EC NO: 719835	
DIVISIONAL SYMBOLS	4 PLACES ±		DRWN: KRISHH1 2022/05/16	
	3 PLACES ±		CHK'D: JKACHLIC 2022/09/13	PRODUCT CUSTOMER DRAWING
	2 PLACES ± 0.05		APPR: JKACHLIC 2022/09/13	
	1 PLACE ± 0.1		INITIAL REVISION: DRWN: RFC_PLMIMP 2018/11/28	DOCUMENT NUMBER: SDA-73644-XXXX; DOC TYPE: PSD; DOC PART: 001; REVISION: L
	0 PLACES ±		APPR: SREED 2003/05/15	
	DRAFT WHERE APPLICABLE MUST REMAIN WITHIN DIMENSIONS	THIRD ANGLE PROJECTION	DRAWING: B-SIZE; SERIES: 73644	MATERIAL NUMBER: SEE TABLE; CUSTOMER: GENERAL MARKET; SHEET NUMBER: 1 OF 3

DOCUMENT STATUS	P1	RELEASE DATE	2022/09/13 08:27:36

FORMAT: master-tb-grid.dwg
REVISION: J1
DATE: 2021/05/01

MATERIAL NUMBER	NUMBER OF SIGNAL CONTACTS	PLATING	DIM "A"	DIM "B"	DIM "M"
73644-00**	72	SELECTIVE GOLD/GOLD FLASH	31.60	22.00	5.00
73644-01**	72	SELECTIVE GOLD/GOLD FLASH	31.60	22.00	5.50
73644-02**	72	SELECTIVE GOLD/GOLD FLASH	31.60	22.00	6.00
73644-10**	144	SELECTIVE GOLD/GOLD FLASH	55.60	46.00	5.00
73644-11**	144	SELECTIVE GOLD/GOLD FLASH	55.60	46.00	5.50
73644-12**	144	SELECTIVE GOLD/GOLD FLASH	55.60	46.00	6.00
73644-20**	72	SELECTIVE GOLD/SELECTIVE MATTE TIN	31.60	22.00	5.00
73644-21**	72	SELECTIVE GOLD/SELECTIVE MATTE TIN	31.60	22.00	5.50
73644-22**	72	SELECTIVE GOLD/SELECTIVE MATTE TIN	31.60	22.00	6.00
73644-30**	144	SELECTIVE GOLD/SELECTIVE MATTE TIN	55.60	46.00	5.00
73644-31**	144	SELECTIVE GOLD/SELECTIVE MATTE TIN	55.60	46.00	5.50
73644-32**	144	SELECTIVE GOLD/SELECTIVE MATTE TIN	55.60	46.00	6.00

MATERIAL NUMBER ASSIGNMENT

73644 - * * * *

CIRCUIT SIZE
0= 72 CIRCUIT, GOLD/GOLD FLASH
1= 144 CIRCUIT, GOLD/GOLD FLASH
2= 72 CIRCUIT, GOLD/MATTE TIN
3= 144 CIRCUIT, GOLD/MATTE TIN
* FORMERLY TIN/ LEAD

0= 5.00 MATING LENGTH
1= 5.50 MATING LENGTH
2= 6.00 MATING LENGTH

NUMBER	GUIDE POST LOCATION	POLAR KEY POSITION
00	B	A
01	A	
02	B	B
03	A	
04	B	C
05	A	
06	B	D
07	A	
08	B	E
09	A	
10	B	F
11	A	
12	B	G
13	A	
14	B	H
15	A	
16	B	N/A
17	A	
18	N/A	

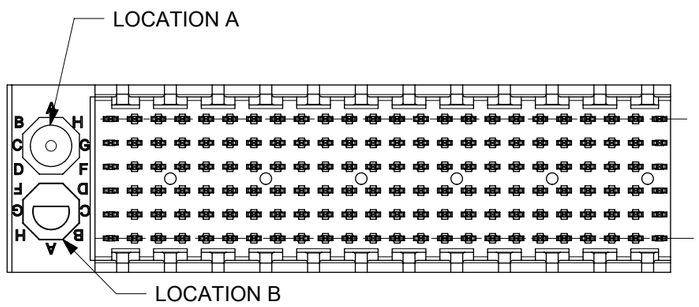

REF. MATERIAL NUMBER 73644-0009
GUIDE PIN IS IN LOCATION A
POLARIZING KEY IS IN LOCATION B, POSITION E

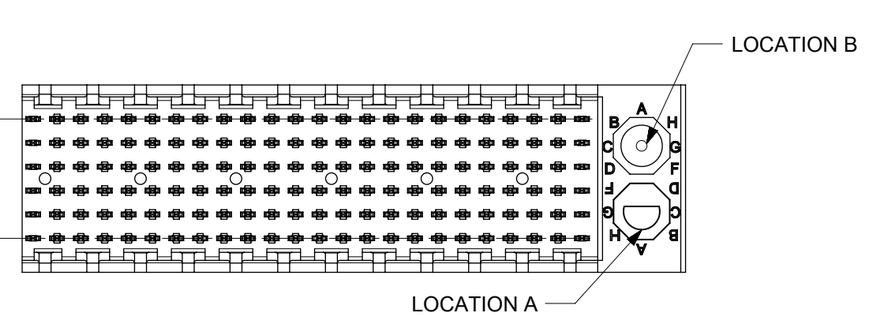

REF. MATERIAL NUMBER 73644-0008
GUIDE PIN IS IN LOCATION B
POLARIZING KEY IS IN LOCATION A, POSITION E

THIS DRAWING CONTAINS INFORMATION THAT IS PROPRIETARY TO MOLEX ELECTRONIC TECHNOLOGIES, LLC AND SHOULD NOT BE USED WITHOUT WRITTEN PERMISSION

FUNCTIONAL SYMBOLS
FA = 0
FC = 0
FD = 0
DIVISIONAL SYMBOLS

DIMENSION UNITS: mm
SCALE: 2:1

GENERAL TOLERANCES (UNLESS SPECIFIED)
ANGULAR TOL ± 0.5 °
4 PLACES ±
3 PLACES ±
2 PLACES ± 0.05
1 PLACE ± 0.1
0 PLACES ±
DRAFT WHERE APPLICABLE MUST REMAIN WITHIN DIMENSIONS

CURRENT REV DESC: SEE REVISION TABLE ON SHEET 3

EC NO: 719835
DRWN: KRISHH1 2022/05/16
CHK'D: JKACHLIC 2022/09/13
APPR: JKACHLIC 2022/09/13

INITIAL REVISION:
DRWN: RFC_PLMIMP 2018/11/28
APPR: SREED 2003/05/15

THIRD ANGLE PROJECTION
DRAWING: B-SIZE
SERIES: 73644

molex

SALES ASSEMBLY, HDM
BACKPLANE MODULE POLAR/GUIDE OPTION

PRODUCT CUSTOMER DRAWING

DOCUMENT NUMBER	DOC TYPE	DOC PART	REVISION
SDA-73644-XXXX	PSD	001	L

MATERIAL NUMBER	CUSTOMER	SHEET NUMBER
SEE TABLE	GENERAL MARKET	2 OF 3

DOCUMENT STATUS	P1	RELEASE DATE	2022/09/13 08:27:36

FORMAT: master-B-size
REVISION: J1
DATE: 2021/05/01

DATE	REV	DESCRIPTION
05/19/2022	L	1. DRAWING MIGRATION. 2. SHEET 1: E07:DIMENSION 0.92 REMOVED BECAUSE DIM 'A' AND DIM 'B' ARE WITH SAME CENTER LINE, SO DIM 0.92 IS NOT REQUIRED. 3. SHEET 1: C09: DIM 0.42 CHANGED TO 0.40±0.03MM, TO FOLLOW ACTUAL COMPONENT DIMENSION. 0.39 4. SHEET 1: D06: TOLERANCE OF DIM 'A' CHANGED TO ±0.15 FROM ±0.10, TO FOLLOW ACTUAL COMPONENT DIMENSION. 5. SHEET 1: C10: DIM 2.00 CHANGED TO DIM 2.0 TO INCREASE THE TOLERANCE TO FOLLOW ACTUAL COMPONENT DIMENSION. 6. SHEET 1: E04: ADDED NOTE 9 FOR POSITION TOLERANCE MEASUREMENT. 7. SHEET 1: E08, E07, C04, B03 : REMOVED BRACKET FROM THE BASIC DIMENSION [10.00], [B], [10.00], [B] RESPECTIVELY FOR TP CONTROL 8. SHEET 1: B08, C10, C06, C01 : ADDED "SEE NOTE 8" FOR TP CONTROL 9. SHEET 1: C08: DIM 7.05±0.20 AND 14.35±0.15 CHANGED TO 7.05±0.25 AND 14.35±0.15 RESPECTIVELY.

FUNCTIONAL SYMBOLS
FA = 0
FC = 0
FB = 0

DIVISIONAL SYMBOLS

THIS DRAWING CONTAINS INFORMATION THAT IS PROPRIETARY TO MOLEX ELECTRONIC TECHNOLOGIES, LLC AND SHOULD NOT BE USED WITHOUT WRITTEN PERMISSION

DIMENSION UNITS	SCALE
mm	1:1

GENERAL TOLERANCES (UNLESS SPECIFIED)

ANGULAR TOL	± 0.5 °
4 PLACES	±
3 PLACES	±
2 PLACES	± 0.05
1 PLACE	± 0.1
0 PLACES	±

DRAFT WHERE APPLICABLE MUST REMAIN WITHIN DIMENSIONS

CURRENT REV DESC: SEE REVISION TABLE ON SHEET 3

EC NO: 719835
DRWN: KRISHH1 2022/05/16
CHK'D: JKACHLIC 2022/09/13
APPR: JKACHLIC 2022/09/13

INITIAL REVISION:
DRWN: RFC_PLMIMP 2018/11/28
APPR: SREED 2003/05/15

THIRD ANGLE PROJECTION | DRAWING: B-SIZE | SERIES: 73644

molex

SALES ASSEMBLY, HDM
BACKPLANE MODULE POLAR/GUIDE OPTION

PRODUCT CUSTOMER DRAWING

DOCUMENT NUMBER	DOC TYPE	DOC PART	REVISION
SDA-73644-XXXX	PSD	001	L

MATERIAL NUMBER	CUSTOMER	SHEET NUMBER
SEE TABLE	GENERAL MARKET	3 OF 3

DOCUMENT STATUS	P1	RELEASE DATE	2022/09/13 08:27:36

FORMAT: master-B-size
REVISION: J1
DATE: 2021/05/01

MATERIAL NUMBER	NUMBER OF SIGNAL CONTACTS	PLATING	DIM "A"	DIM "B"	DIM "M"
73644-00**	72	SELECTIVE GOLD/GOLD FLASH	31.60	22.00	5.00
73644-01**	72	SELECTIVE GOLD/GOLD FLASH	31.60	22.00	5.50
73644-02**	72	SELECTIVE GOLD/GOLD FLASH	31.60	22.00	6.00
73644-10**	144	SELECTIVE GOLD/GOLD FLASH	55.60	46.00	5.00
73644-11**	144	SELECTIVE GOLD/GOLD FLASH	55.60	46.00	5.50
73644-12**	144	SELECTIVE GOLD/GOLD FLASH	55.60	46.00	6.00
73644-20**	72	SELECTIVE GOLD/SELECTIVE TIN-LEAD	31.60	22.00	5.00
73644-21**	72	SELECTIVE GOLD/SELECTIVE TIN-LEAD	31.60	22.00	5.50
73644-22**	72	SELECTIVE GOLD/SELECTIVE TIN-LEAD	31.60	22.00	6.00
73644-30**	144	SELECTIVE GOLD/SELECTIVE TIN-LEAD	55.60	46.00	5.00
73644-31**	144	SELECTIVE GOLD/SELECTIVE TIN-LEAD	55.60	46.00	5.50
73644-32**	144	SELECTIVE GOLD/SELECTIVE TIN-LEAD	55.60	46.00	6.00

MATERIAL NUMBER ASSIGNMENT

73644- * * * *

0 = 72-CIRCUIT, GOLD/GOLD FLASH
1 = 144-CIRCUIT, GOLD/GOLD FLASH
2 = 72-CIRCUIT, GOLD/TIN-LEAD
3 = 144-CIRCUIT, GOLD/TIN-LEAD

0 = 5.00 MATING LENGTH
1 = 5.50 MATING LENGTH
2 = 6.00 MATING LENGTH

NUMBER	GUIDE POST LOCATION	POLAR KEY POSITION
00	B	A
01	A	
02	B	B
03	A	
04	B	C
05	A	
06	B	D
07	A	
08	B	E
09	A	
10	B	F
11	A	
12	B	G
13	A	
14	B	H
15	A	
16	B	N/A
17	A	
18	N/A	

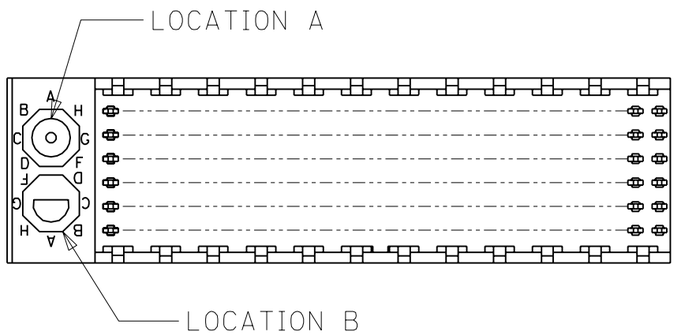

REF. MATERIAL NUMBER 73644-0009
GUIDE PIN IS IN LOCATION A
POLARIZING KEY IS IN LOCATION B, POSITION E

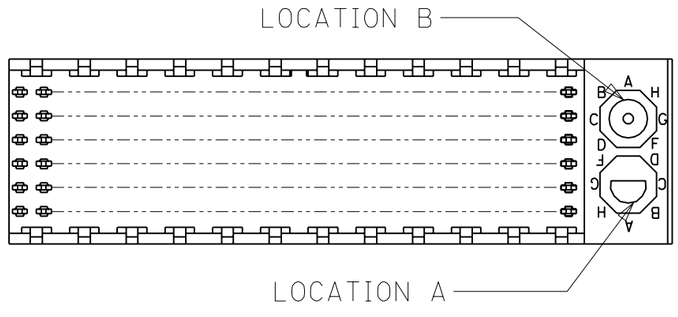

REF. MATERIAL NUMBER 73644-0008
GUIDE PIN IS IN LOCATION B
POLARIZING KEY IS IN LOCATION A, POSITION E

LTR.	REVISIONS	LTR.	REVISIONS
		D	SEE SHEET 1

DIMENSIONS SHOWN (METRIC) INCH

UNLESS OTHERWISE SPECIFIED TOLERANCES: ANGULAR ± 1/2°

	INCH	METRIC
3 PLACE	± N/A	---
2 PLACE	± N/A	± N/A
1 PLACE	---	± N/A

DRAFT WHERE APPLICABLE MUST REMAIN WITHIN DIMENSIONS

DRWG. BY JRR | CHK'D. BY SMR
APP'D. BY CAB | SCALE --:--

△C = 0 ▼ = 0 REVISE ONLY ON CAD SYSTEM

TITLE
SALES ASSY, HDM BACKPLANE MODULE, POLAR/GUIDE OPTION

molex MOLEX INCORPORATED
LISLE, ILL. 60532 U.S.A.

SHEET NO. 2 | DATE 96/12/18

PART NO. SEE CHART | DRWG. NO. SDA-73644-****

FILE NAME S73644X2 DGN

THIS DRAWING CONTAINS INFORMATION THAT IS PROPRIETARY TO MOLEX INC. AND SHOULD NOT BE USED WITHOUT WRITTEN PERMISSION.

DIV. DA | SIZE B