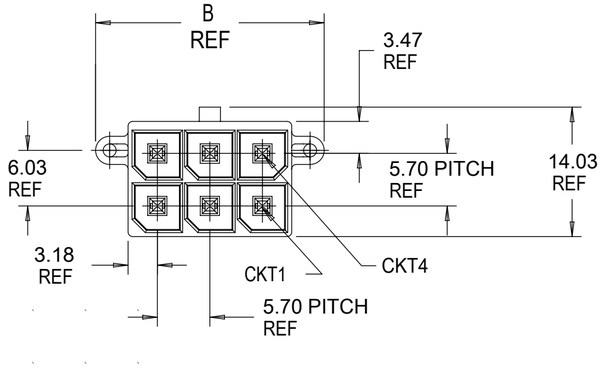

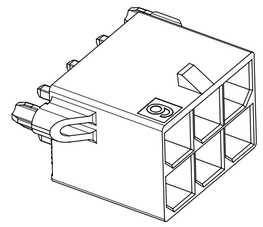

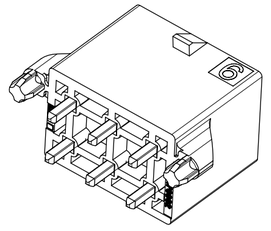

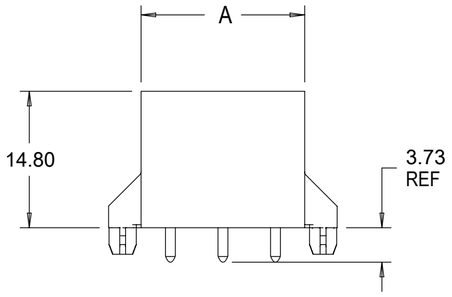

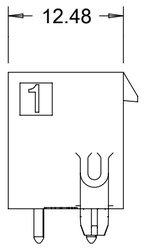

76829-0006 SHOWN

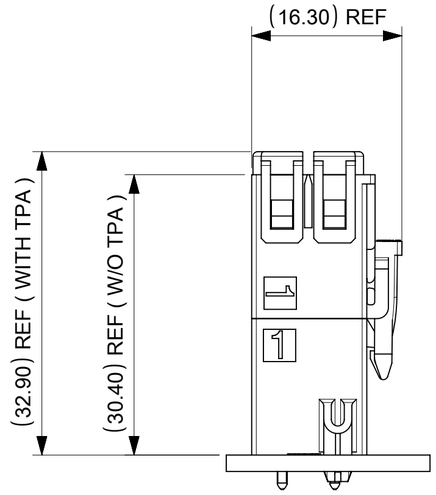

ASSEMBLY VIEW

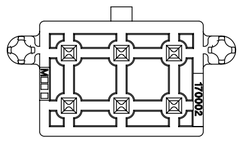

NOTES:

1. MATERIAL:
   HOUSING: LCP, UL94V-0, GLOW WIRE CAPABLE PER IEC-60335-1 5TH EDITION,
   COLOR: SEE CHART.
   TERMINAL: HIGH CONDUCTIVITY COPPER.
2. TERMINAL PLATING:
   (TIN) 1.52 MICROMETER /(60 MICROINCH) MIN REFLOWED MATTE TIN OVER
   1.27 MICROMETER /(50 MICROINCH) MIN NICKEL OVERALL.
   (15 GOLD) 0.38 MICROMETER /(15 MICROINCH) MIN SELECT GOLD ON CONTACT AREA
   2.54 MICROMETER /(100 MICROINCH) MIN SELECT MATTE TIN ON SOLDER AREA
   BOTH OVER 1.27 MICROMETER /(50 MICROINCH) MIN NICKEL OVERALL
   (30 GOLD) 0.76 MICROMETER /(30 MICROINCH) MIN SELECT GOLD ON CONTACT AREA
   2.54 MICROMETER /(100 MICROINCH) MIN SELECT MATTE TIN ON SOLDER AREA
   BOTH OVER 1.27 MICROMETER /(50 MICROINCH) MIN NICKEL OVERALL
3. PRODUCT SPECIFICATION PS-76823-100, 1720631000-PS
4. BLACK PART MATES WITH MOLEX PART NUMBER 170001 AND 171692 SERIES.
5. PACKAGING: TRAY PACKED PER MOLEX SPECIFICATION PK-31301-976, WHILE T&R WITHOUT KAPTON IS 1720650900, T&R WITH KAPTON IS 1720659000.
6. APPLICATION SPECIFICATION: AS-76823-100, 768232000-AS
7. PARTS CONFORM TO CLASS "B" REQUIREMENTS OF COSMETIC SPECIFICATION PS-45499-002.

MODEL: 768290000

THIS DRAWING CONTAINS INFORMATION THAT IS PROPRIETARY TO MOLEX ELECTRONIC TECHNOLOGIES, LLC AND SHOULD NOT BE USED WITHOUT WRITTEN PERMISSION

DIMENSION UNITS	SCALE
MM	NTS

GENERAL TOLERANCES (UNLESS SPECIFIED)

	MM	INCH
4 PLACES	±	±
3 PLACES	±	±
2 PLACES	± 0.4	±
1 PLACE	± 0.5	±
0 PLACES	±	±
ANGULAR TOL	± 3.0 °	

DRAFT WHERE APPLICABLE MUST REMAIN WITHIN DIMENSIONS

CURRENT REV DESC:

EC NO: 841087
DRWN: JERRYW8 2025/05/15
CHK'D: XQZHANG 2025/11/25
APPR: XQZHANG 2025/11/25

INITIAL REVISION:
DRWN: DRAWN BY 0099/99/99
APPR: APPR BY 0099/99/99

THIRD ANGLE PROJECTION | DRAWING: C-SIZE | SERIES: 76829

molex

MEGA-FIT VERTICAL HEADER
VERTICAL HEADER ASSY 2-12 CKT TOP LATCH

PRODUCT CUSTOMER DRAWING

DOCUMENT NUMBER	DOC TYPE	DOC PART	REVISION
SD-76829-0100	PSD	000	E3

MATERIAL NUMBER	CUSTOMER	SHEET NUMBER
	GENERAL MARKET	1 OF 4

DOCUMENT STATUS	P1	RELEASE DATE	2025/11/25 04:40:56

FORMAT: Eng-lega-master-tb-prod-C
REVISION: E1
DATE: 2021/05/01

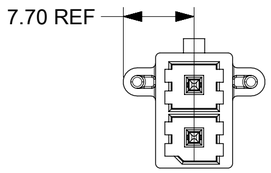

2 CKT

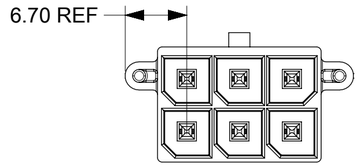

4-12 CKT

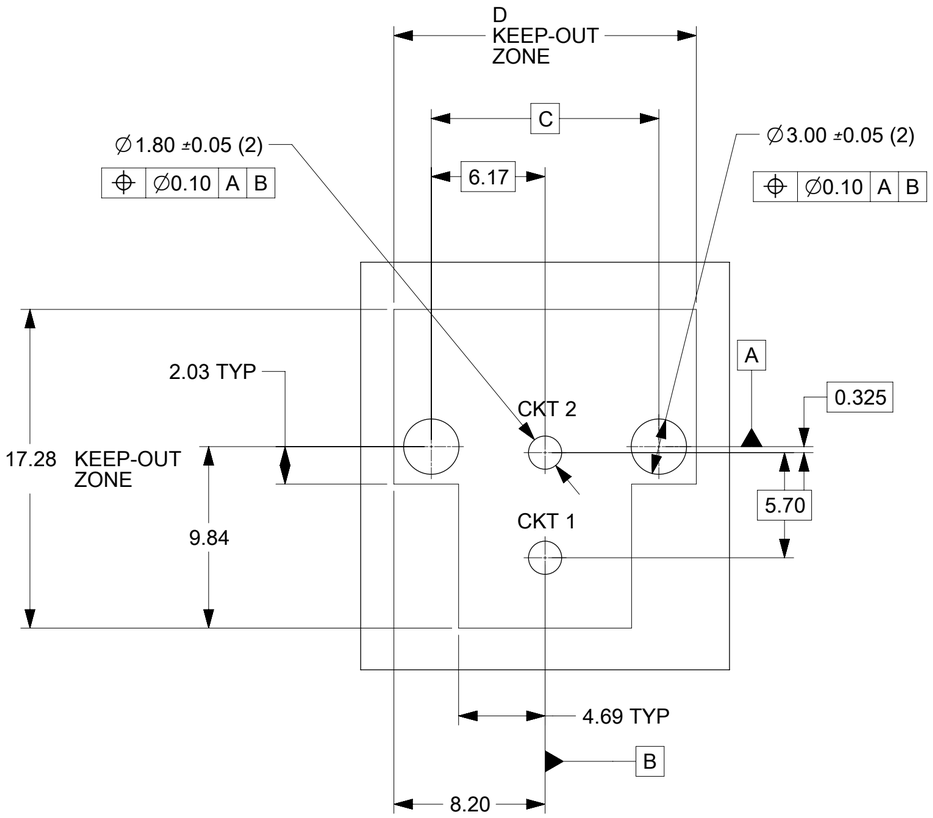

PCB LAYOUT: COMPONENT SIDE
RECOMENDED PCB THICKNESS: 1.58 MM/.062 IN TO
2.36 MM/.093 IN

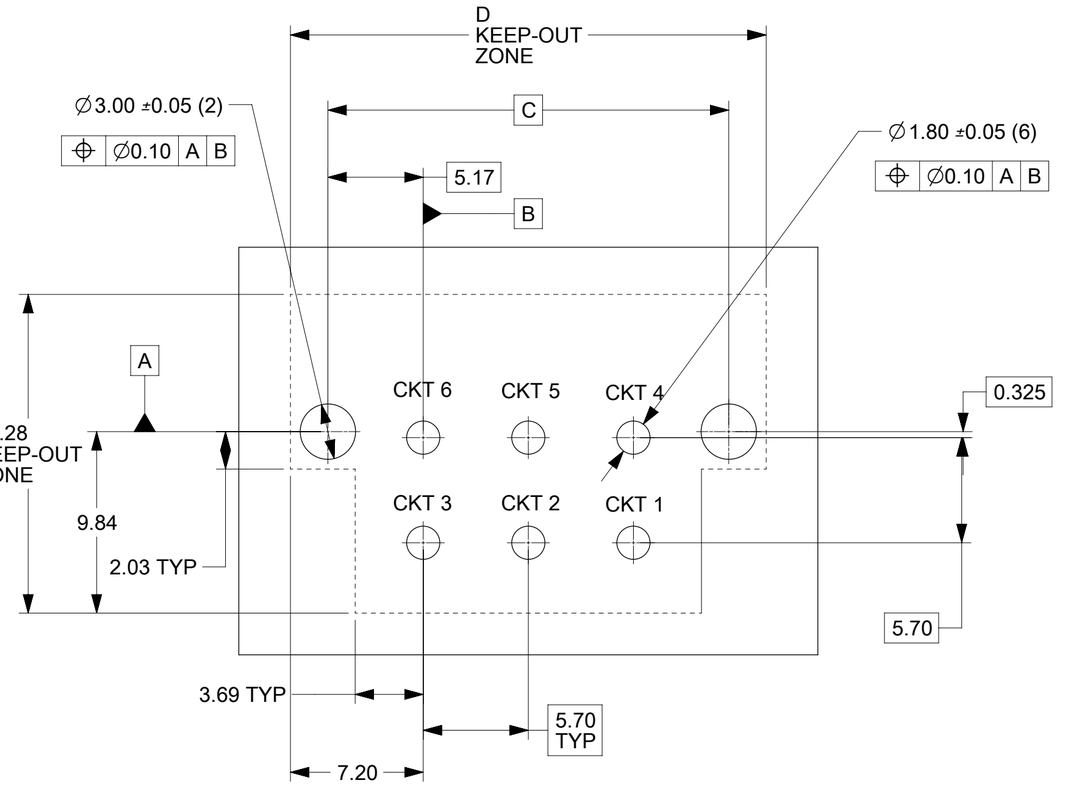

PCB LAYOUT: COMPONENT SIDE
RECOMENDED PCB THICKNESS: 1.58 MM/.062 IN TO
2.36 MM/.093 IN

THIS DRAWING CONTAINS INFORMATION THAT IS PROPRIETARY TO MOLEX ELECTRONIC TECHNOLOGIES, LLC AND SHOULD NOT BE USED WITHOUT WRITTEN PERMISSION

DIMENSION UNITS	SCALE
MM	NTS

GENERAL TOLERANCES (UNLESS SPECIFIED)

	MM	INCH
4 PLACES	±	±
3 PLACES	±	±
2 PLACES	± 0.4	±
1 PLACE	± 0.5	±
0 PLACES	±	±
ANGULAR TOL	± 3.0 °	

DRAFT WHERE APPLICABLE MUST REMAIN WITHIN DIMENSIONS

CURRENT REV DESC:

EC NO: 841087
DRWN: JERRYW8 2025/05/15
CHK'D: XQZHANG 2025/11/25
APPR: XQZHANG 2025/11/25

INITIAL REVISION:
DRWN: DRAWN BY 0099/99/99
APPR: APPR BY 0099/99/99

THIRD ANGLE PROJECTION | DRAWING: C-SIZE | SERIES: 76829

molex

MEGA-FIT VERTICAL HEADER
VERTICAL HEADER ASSY 2-12 CKT TOP LATCH

PRODUCT CUSTOMER DRAWING

DOCUMENT NUMBER	DOC TYPE	DOC PART	REVISION
SD-76829-0100	PSD	000	E3

MATERIAL NUMBER	CUSTOMER	SHEET NUMBER
	GENERAL MARKET	2 OF 4

DOCUMENT STATUS	P1	RELEASE DATE	2025/11/25 04:40:56

FORMAT: Eng-lega-master-tb-prod-C
REVISION: E1
DATE: 2021/05/01

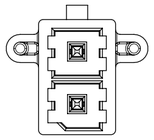

2 CKT

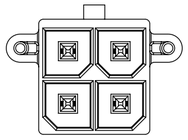

4 CKT

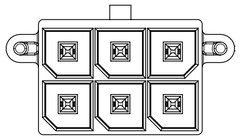

6 CKT

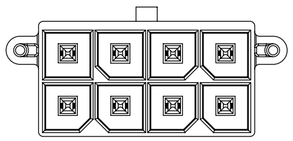

8 CKT

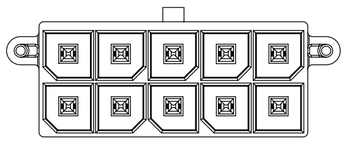

10 CKT

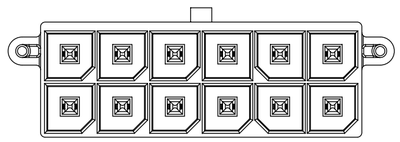

12 CKT

THIS DRAWING CONTAINS INFORMATION THAT IS PROPRIETARY TO MOLEX ELECTRONIC TECHNOLOGIES, LLC AND SHOULD NOT BE USED WITHOUT WRITTEN PERMISSION

DIMENSION UNITS	SCALE
MM	NTS

GENERAL TOLERANCES (UNLESS SPECIFIED)

	MM	INCH
4 PLACES	±	±
3 PLACES	±	±
2 PLACES	± 0.4	±
1 PLACE	± 0.5	±
0 PLACES	±	±
ANGULAR TOL	± 3.0 °	

DRAFT WHERE APPLICABLE MUST REMAIN WITHIN DIMENSIONS

CURRENT REV DESC:

EC NO: 841087

DRWN: JERRYW8 2025/05/15

CHK'D: XQZHANG 2025/11/25

APPR: XQZHANG 2025/11/25

INITIAL REVISION:

DRWN: DRAWN BY 0099/99/99

APPR: APPR BY 0099/99/99

molex

MEGA-FIT VERTICAL HEADER
VERTICAL HEADER ASSY 2-12 CKT TOP LATCH

PRODUCT CUSTOMER DRAWING

DOCUMENT NUMBER	DOC TYPE	DOC PART	REVISION
SD-76829-0100	PSD	000	E3

THIRD ANGLE PROJECTION	DRAWING	SERIES	MATERIAL NUMBER	CUSTOMER	SHEET NUMBER
	C-SIZE	76829		GENERAL MARKET	3 OF 4

DOCUMENT STATUS	P1	RELEASE DATE	2025/11/25 04:40:56

FORMAT: Eng-lega-master-tb-prod-C
REVISION: E1
DATE: 2021/05/01

CKT SIZE	PART NO.	PLATING	DIM A	DIM B	DIM C BASIC	DIM D	PK SPEC	HEADER COLOR
2	76829-0002	TIN	8.35	15.39	12.34	16.40	TRAY	BLACK
4	76829-0004	TIN	12.05	19.09	16.04	20.10		
6	76829-0006	TIN	17.75	24.79	21.74	25.80		
8	76829-0008	TIN	23.45	30.49	27.44	31.50		
10	76829-0010	TIN	29.15	36.19	33.14	37.20		
12	76829-0012	TIN	34.85	41.89	38.84	42.90		
2	172065-0002	15 GOLD	8.35	15.39	12.34	16.40		
4	172065-0004	15 GOLD	12.05	19.09	16.04	20.10		
6	172065-0006	15 GOLD	17.75	24.79	21.74	25.80		
8	172065-0008	15 GOLD	23.45	30.49	27.44	31.50		
10	172065-0010	15 GOLD	29.15	36.19	33.14	37.20		
12	172065-0012	15 GOLD	34.85	41.89	38.84	42.90		
2	172065-1002	30 GOLD	8.35	15.39	12.34	16.40		
4	172065-1004	30 GOLD	12.05	19.09	16.04	20.10		
6	172065-1006	30 GOLD	17.75	24.79	21.74	25.80		
8	172065-1008	30 GOLD	23.45	30.49	27.44	31.50		
10	172065-1010	30 GOLD	29.15	36.19	33.14	37.20		
12	172065-1012	30 GOLD	34.85	41.89	38.84	42.90		

CKT SIZE	PART NO.	PLATING	DIM A	DIM B	DIM C BASIC	DIM D	PK SPEC	HEADER COLOR
2	76829-0902	TIN	8.35	15.39	12.34	16.40	TAPE&REEL WITHOUT KAPTON	BLACK
4	76829-0904	TIN	12.05	19.09	16.04	20.10		
6	76829-0906	TIN	17.75	24.79	21.74	25.80		
8	76829-0908	TIN	23.45	30.49	27.44	31.50		
10	76829-0910	TIN	29.15	36.19	33.14	37.20		
12	76829-0912	TIN	34.85	41.89	38.84	42.90		
2	172065-0902	15 GOLD	8.35	15.39	12.34	16.40		
4	172065-0904	15 GOLD	12.05	19.09	16.04	20.10		
6	172065-0906	15 GOLD	17.75	24.79	21.74	25.80		
8	172065-0908	15 GOLD	23.45	30.49	27.44	31.50		
10	172065-0910	15 GOLD	29.15	36.19	33.14	37.20		
12	172065-0912	15 GOLD	34.85	41.89	38.84	42.90		
2	172065-1902	30 GOLD	8.35	15.39	12.34	16.40		
4	172065-1904	30 GOLD	12.05	19.09	16.04	20.10		
6	172065-1906	30 GOLD	17.75	24.79	21.74	25.80		
8	172065-1908	30 GOLD	23.45	30.49	27.44	31.50		
10	172065-1910	30 GOLD	29.15	36.19	33.14	37.20		
12	172065-1912	30 GOLD	34.85	41.89	38.84	42.90		
2	76829-0702	TIN	8.35	15.39	12.34	16.40	TAPE&REEL WITH KAPTON	
4	76829-0704	TIN	12.05	19.09	16.04	20.10		
6	76829-0706	TIN	17.75	24.79	21.74	25.80		
8	76829-0708	TIN	23.45	30.49	27.44	31.50		
10	76829-0710	TIN	29.15	36.19	33.14	37.20		
12	76829-0712	TIN	34.85	41.89	38.84	42.90		
2	172065-0702	15 GOLD	8.35	15.39	12.34	16.40		
4	172065-0704	15 GOLD	12.05	19.09	16.04	20.10		
6	172065-0706	15 GOLD	17.75	24.79	21.74	25.80		
8	172065-0708	15 GOLD	23.45	30.49	27.44	31.50		
10	172065-0710	15 GOLD	29.15	36.19	33.14	37.20		
12	172065-0712	15 GOLD	34.85	41.89	38.84	42.90		
2	172065-1702	30 GOLD	8.35	15.39	12.34	16.40		
4	172065-1704	30 GOLD	12.05	19.09	16.04	20.10		
6	172065-1706	30 GOLD	17.75	24.79	21.74	25.80		
8	172065-1708	30 GOLD	23.45	30.49	27.44	31.50		
10	172065-1710	30 GOLD	29.15	36.19	33.14	37.20		
12	172065-1712	30 GOLD	34.85	41.89	38.84	42.90		

THIS DRAWING CONTAINS INFORMATION THAT IS PROPRIETARY TO MOLEX ELECTRONIC TECHNOLOGIES, LLC AND SHOULD NOT BE USED WITHOUT WRITTEN PERMISSION

DIMENSION UNITS	SCALE
MM	NTS

GENERAL TOLERANCES (UNLESS SPECIFIED)

	MM	INCH
4 PLACES	±	±
3 PLACES	±	±
2 PLACES	± 0.4	±
1 PLACE	± 0.5	±
0 PLACES	±	±
ANGULAR TOL	± 3.0 °	

DRAFT WHERE APPLICABLE MUST REMAIN WITHIN DIMENSIONS

CURRENT REV DESC:

EC NO: 841087
DRWN: JERRYW8 2025/05/15
CHK'D: XQZHANG 2025/11/25
APPR: XQZHANG 2025/11/25

INITIAL REVISION:
DRWN: DRAWN BY 0099/99/99
APPR: APPR BY 0099/99/99

THIRD ANGLE PROJECTION | DRAWING: C-SIZE | SERIES: 76829

molex

MEGA-FIT VERTICAL HEADER
VERTICAL HEADER ASSY 2-12 CKT TOP LATCH

PRODUCT CUSTOMER DRAWING

DOCUMENT NUMBER	DOC TYPE	DOC PART	REVISION
SD-76829-0100	PSD	000	E3

MATERIAL NUMBER	CUSTOMER	SHEET NUMBER
	GENERAL MARKET	4 OF 4

MODEL: 768290000

DOCUMENT STATUS	P1	RELEASE DATE	2025/11/25 04:40:56

FORMAT: Eng-lega-master-lib-prod-C
REVISION: E1
DATE: 2021/05/01