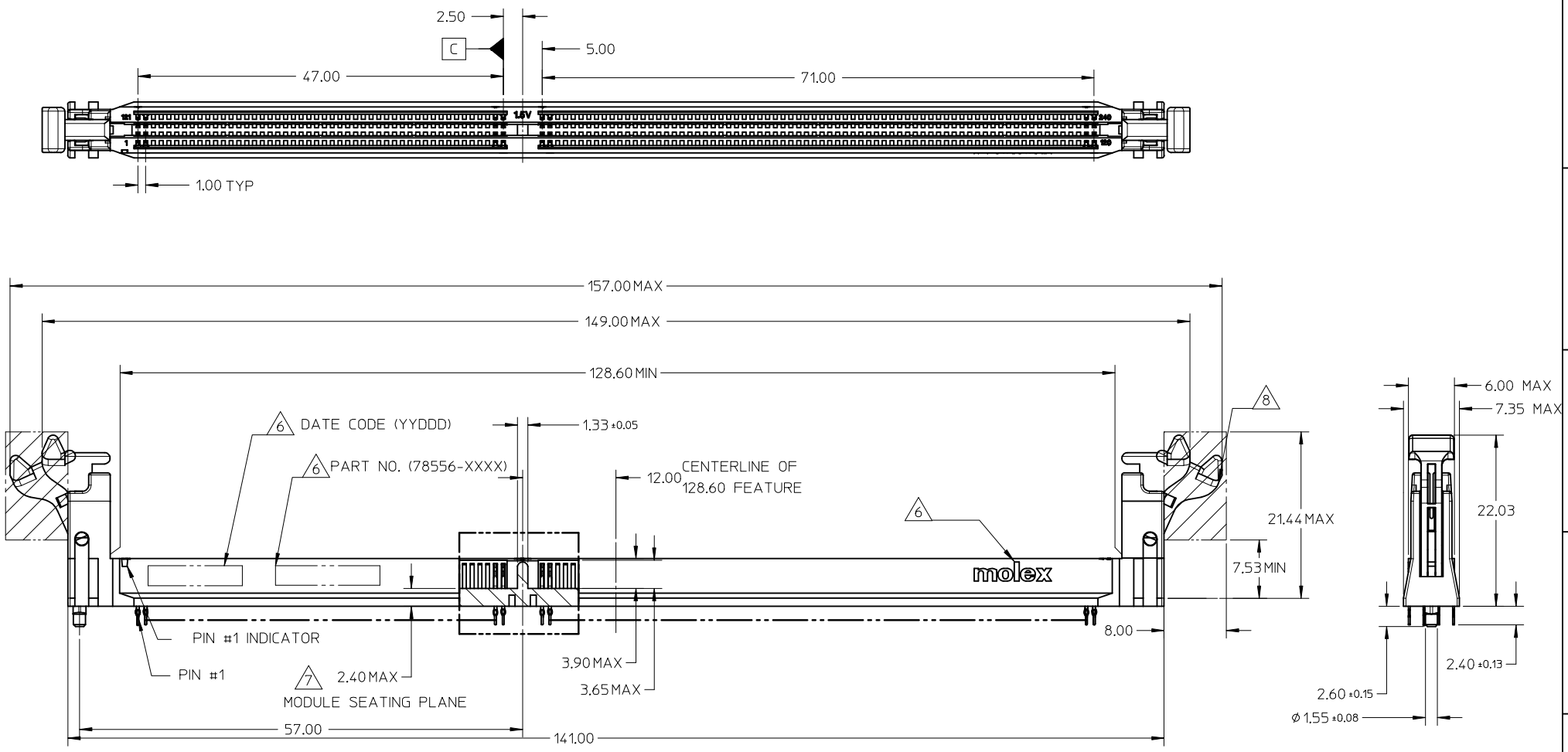

NOTES:

1. MATERIAL:
   HOUSING - POLYAMIDE (PA) GLASS FILLED, UL 94V-0, COLOR - SEE TABLE
   LATCH - POLYAMIDE (PA) GLASS FILLED, UL 04V-0, COLOR - SEE TABLE
   TERMINAL - COPPER ALLOY
2. FINISHES: TERMINAL PLATING SEE TABLE ON SHEET 5
3. PRODUCT SPECIFICATION: PS-78556-001
4. PACKAGING SPECIFICATION: PRODUCT SHALL BE PACKED IN TRAYS
5. CARD SLOT ACCEPTS 1.27+/-0.10MM MODULE THICKNESS (MEASURED FROM PC PADS)
6. MOLEX LOGO, DATE & PART NUMBERS INDICATED ON HOUSING
7. MODULE SEATING PLANE FROM TOP OF PCB
8. KEEP OUT ZONE RESERVED FOR LATCH

AMEND PCB DIM	EC NO: S2013-0772	2012/11/19
	DRWN:CCTEH	2013/06/03
	CH'KD:CGTAN	2013/06/03
	APPR:SHLENI	
REV	2	

DESCRIPTION

QUALITY SYMBOLS: F_A=0, F_C=0, F_P=0

GENERAL TOLERANCES (UNLESS SPECIFIED)

	mm	INCH
4 PLACES	± ---	± ---
3 PLACES	± ---	± ---
2 PLACES	± 0.20	± ---
1 PLACE	± ---	± ---
0 PLACE	±	±

ANGULAR ± 1 °

DRAFT WHERE APPLICABLE MUST REMAIN WITHIN DIMENSIONS

DIMENSION STYLE: MM ONLY	SCALE: NTS	DESIGN UNITS: METRIC	THIRD ANGLE PROJECTION
DRAWN BY: CCTEH	DATE: 2011/04/26	TITLE: 1MM DDR3 LSP ST. LATCH 240CKTS VERT. PF LLLCR	
CHECKED BY: CGTAN	DATE: 2011/06/22		
APPROVED BY: SHLENI	DATE: 2011/06/29	molex	
MATERIAL NO.: SEE TABLE		DOCUMENT NO.: SD-78556-002	SHEET NO.: 1 OF 5
SIZE: A3			

THIS DRAWING CONTAINS INFORMATION THAT IS PROPRIETARY TO MOLEX INCORPORATED AND SHOULD NOT BE USED WITHOUT WRITTEN PERMISSION

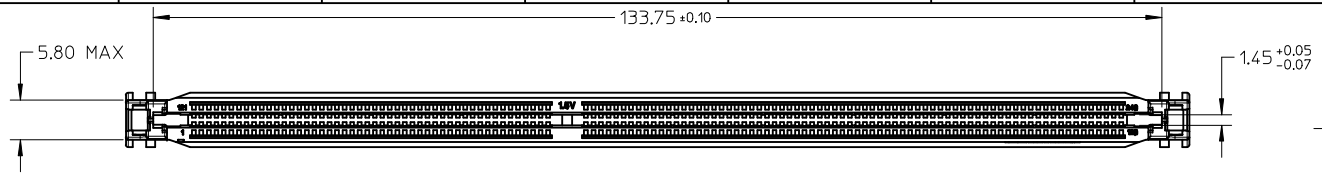



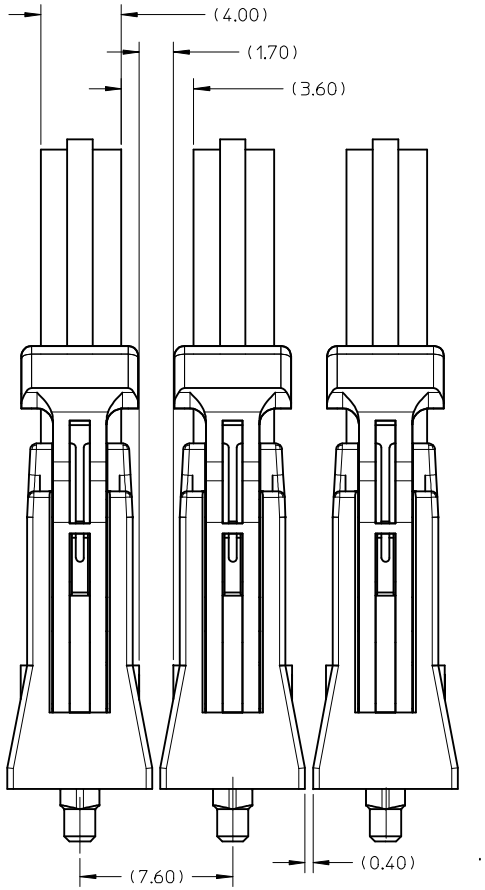

MINIMUM ROW TO ROW SPACING RECOMMENDATION
(USING 4.00MM MODULE CARD)

AMEND PCB DIM	2012/11/19	DESCRIPTION	REV
EC NO: S2013-0772			2
DRWN:CCTEH	2013/06/03		
CHKD:CGTAN	2013/06/03		
APPR:SHLENI			

QUALITY SYMBOLS
F_A=0
F_C=0
F_D=0

GENERAL TOLERANCES (UNLESS SPECIFIED)

	mm	INCH
4 PLACES	± ---	± ---
3 PLACES	± ---	± ---
2 PLACES	± 0.20	± ---
1 PLACE	± ---	± ---
0 PLACE	±	±

ANGULAR ± 1 °

DRAFT WHERE APPLICABLE MUST REMAIN WITHIN DIMENSIONS

DIMENSION STYLE	MM ONLY
SCALE	NTS
DESIGN UNITS	METRIC
	THIRD ANGLE PROJECTION
DRAWN BY	CCTEH
DATE	2011/04/26
CHECKED BY	CGTAN
DATE	2011/06/22
APPROVED BY	SHLENI
DATE	2011/06/29
MATERIAL NO.	SEE TABLE
SIZE	A3

TITLE: 1MM DDR3 LSP ST. LATCH 240CKTS VERT. PF LLLCR

molex

DOCUMENT NO.: SD-78556-002

SHEET NO.: 2 OF 5

THIS DRAWING CONTAINS INFORMATION THAT IS PROPRIETARY TO MOLEX INCORPORATED AND SHOULD NOT BE USED WITHOUT WRITTEN PERMISSION

MODULE CARD
DDR3 DUAL IN-LINE MEMORY MODULE FAMILY 1.00MM CONTACT CENTERS
(JEDEC MO-269, ISSUE B, MAY 06)

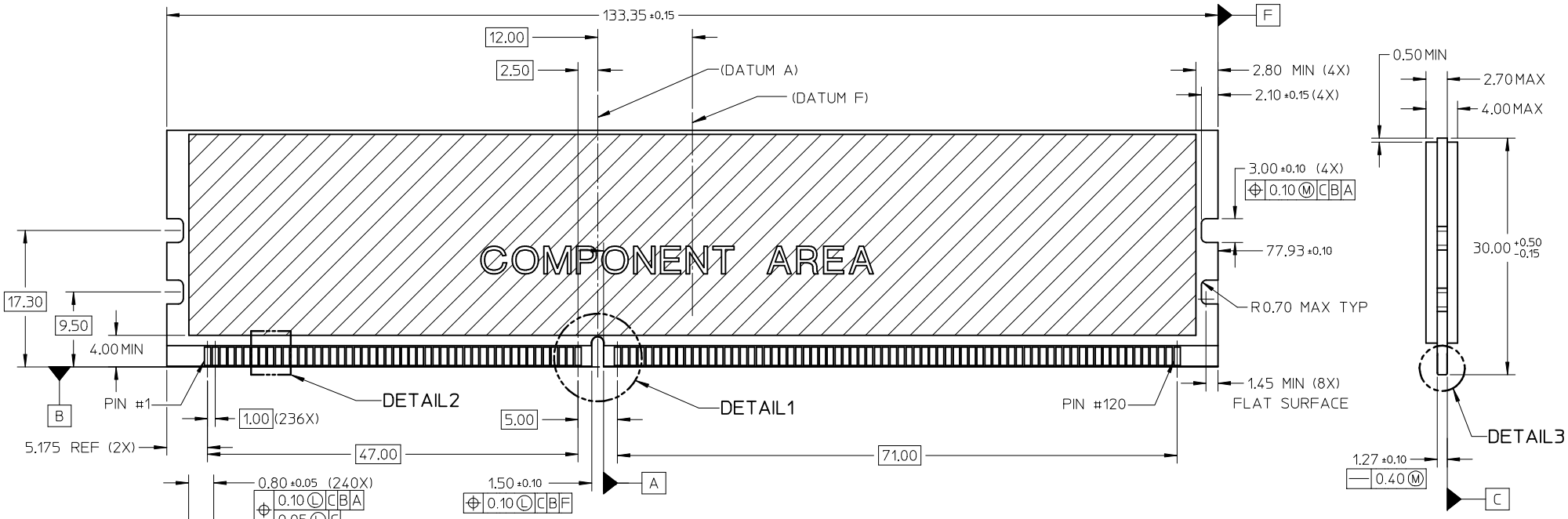

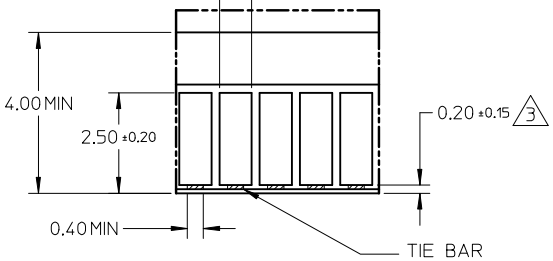

DETAIL2

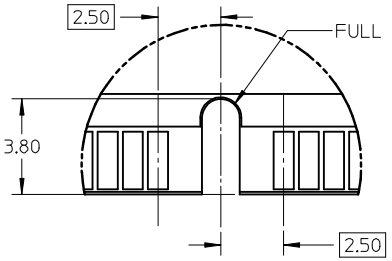

DETAIL1

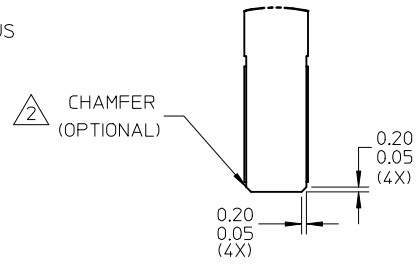

DETAIL3

NOTES:
1. RECOMMENDED PLATING FOR CONTACT PADS:
   PREFERRED: 0.76 MICROMETERS GOLD PLATING MIN
   OVER 2.00 MICROMETERS NICKEL
   ALTERNATIVE: 0.05-0.75 MICROMETERS GOLD PLATING
   OVER 2.00 MICROMETERS NICKEL MUST USE AN ELECTRONIC
   CONTACT GRADE CORROSIVE BARRIER LUBRICANT
2. CHAMFER IS OPTIONAL AND IS NOT TO HIT THE GOLD PADS
3. LEADING EDGE OF GOLD PADS SPECIFIED BY KEEPOUT ZONE
   SHALL BE FREE OF BURRS AND EXTERNAL TIE BARS.

AMEND PCB DIM
EC NO: S2013-0772
DRWN:CCTEH 2012/11/19
CHKD:CGTAN 2013/06/03
APPR:SHLENI 2013/06/03
DESCRIPTION
2
REV

QUALITY SYMBOLS
E A =0
E C =0
E P =0

GENERAL TOLERANCES (UNLESS SPECIFIED)

	mm	INCH
4 PLACES	± ---	± ---
3 PLACES	± ---	± ---
2 PLACES	± 0.20	± ---
1 PLACE	± ---	± ---
0 PLACE	±	±

ANGULAR ± 1 °

DRAFT WHERE APPLICABLE MUST REMAIN WITHIN DIMENSIONS

DIMENSION STYLE: MM ONLY
SCALE: NTS
DESIGN UNITS: METRIC
THIRD ANGLE PROJECTION

DRAWN BY: CCTEH DATE: 2011/04/26
CHECKED BY: CGTAN DATE: 2011/06/22
APPROVED BY: SHLENI DATE: 2011/06/29
MATERIAL NO.: SEE TABLE

TITLE: 1MM DDR3 LSP ST. LATCH 240CKTS VERT. PF LLLCR

molex

DOCUMENT NO.: SD-78556-002
SHEET NO.: 3 OF 5
SIZE: A3

THIS DRAWING CONTAINS INFORMATION THAT IS PROPRIETARY TO MOLEX INCORPORATED AND SHOULD NOT BE USED WITHOUT WRITTEN PERMISSION

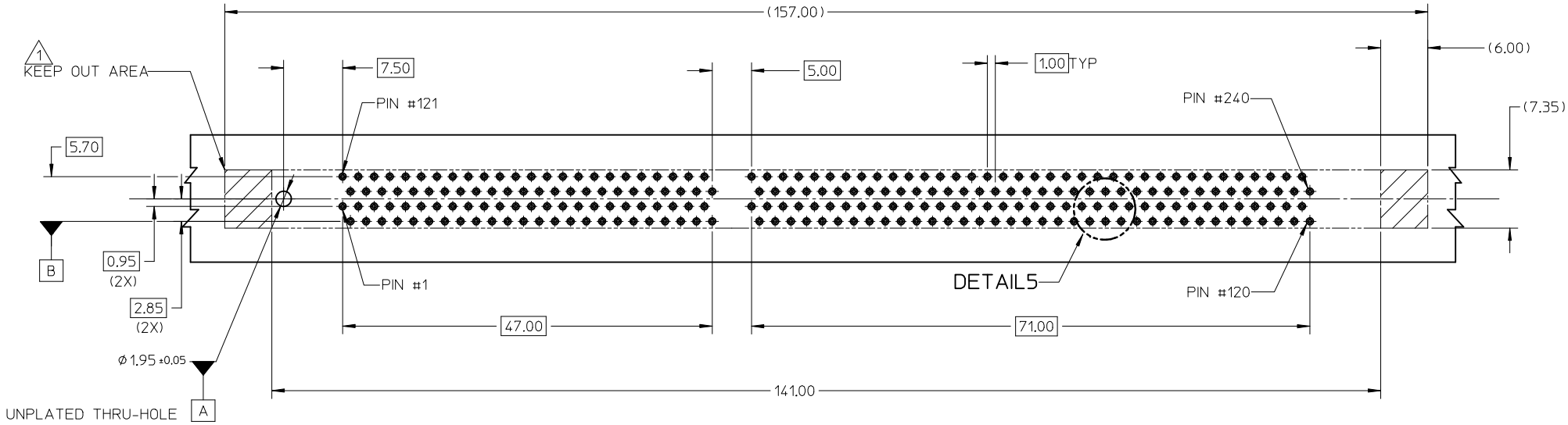



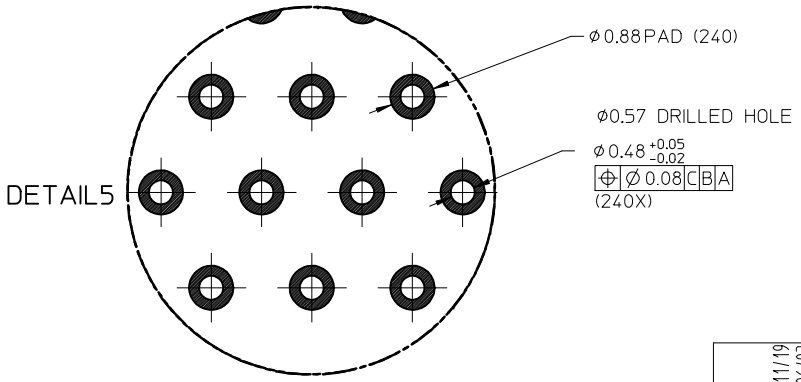

CUTAWAY1

NOTES:
1. KEEPOUT AREA IS THE AREA WHERE THE CONNECTOR (INCLUDING LATCH) IS MOUNTED ON THE PCB

AMEND PCB DIM	2012/11/19	CCTEH	2
EC NO: S2013-0772	2013/06/03	CGTAN	
DESCRIPTION	2013/06/03	SHLENI	REV

QUALITY SYMBOLS
F_A=0
F_C=0
F_P=0

GENERAL TOLERANCES (UNLESS SPECIFIED)

	mm	INCH
4 PLACES	± ---	± ---
3 PLACES	± ---	± ---
2 PLACES	± 0.20	± ---
1 PLACE	± ---	± ---
0 PLACE	±	±

ANGULAR ± 1 °

DRAFT WHERE APPLICABLE MUST REMAIN WITHIN DIMENSIONS

DIMENSION STYLE	MM ONLY
SCALE	NTS
DESIGN UNITS	METRIC
	THIRD ANGLE PROJECTION
DRAWN BY	CCTEH
DATE	2011/04/26
CHECKED BY	CGTAN
DATE	2011/06/22
APPROVED BY	SHLENI
DATE	2011/06/29
MATERIAL NO.	SEE TABLE
SIZE	A3

TITLE: 1MM DDR3 LSP ST. LATCH 240CKTS VERT. PF LLLCR

molex

DOCUMENT NO.: SD-78556-002

SHEET NO.: 4 OF 5

THIS DRAWING CONTAINS INFORMATION THAT IS PROPRIETARY TO MOLEX INCORPORATED AND SHOULD NOT BE USED WITHOUT WRITTEN PERMISSION

PART NO.	KEY POS.	RECOMMENDED PCB THICKNESS	PLATING OPTION		LATCH COLOUR	HOUSING COLOUR
			CONTACT AREA	TAIL AREA		
78556-5001	CENTER (1.5V)	3.00	0.76 MICROMETER/ 30 MICROINCH MIN. GOLD OVER 1.27 MICROMETER/ 50 MICROINCH MIN. NICKEL UNDERPLATE	0.38 TO 1.52 MICROMETER/15 TO 60 MICROINCH MIN TIN (MATT) OVER 1.27 MICROMETER/ 50 MICROINCH MIN. NICKEL UNDERPLATE	BLACK	BLACK
78556-5051					BLUE	BLUE
78556-5061					NATURAL	NATURAL

AMEND PCB DIM 2012/11/19
EC NO: S2013-0772 2013/06/03
DRWN:CCTEH CH'KD:CGTAN APPR:SHLENI 2013/06/03
REV 2 DESCRIPTION

QUALITY SYMBOLS
FA=0
FC=0
FP=0

GENERAL TOLERANCES (UNLESS SPECIFIED)

	mm	INCH
4 PLACES	± ---	± ---
3 PLACES	± ---	± ---
2 PLACES	± 0.20	± ---
1 PLACE	± ---	± ---
0 PLACE	±	±

ANGULAR ± 1 °

DRAFT WHERE APPLICABLE MUST REMAIN WITHIN DIMENSIONS

DIMENSION STYLE: MM ONLY
SCALE: NTS
DESIGN UNITS: METRIC
THIRD ANGLE PROJECTION

DRAWN BY: CCTEH DATE: 2011/04/26
CHECKED BY: CGTAN DATE: 2011/06/22
APPROVED BY: SHLENI DATE: 2011/06/29

TITLE: 1MM DDR3 LSP ST. LATCH 240CKTS VERT. PF LLLCR

molex

MATERIAL NO.: SEE TABLE
DOCUMENT NO.: SD-78556-002
SHEET NO.: 5 OF 5
SIZE: A3

THIS DRAWING CONTAINS INFORMATION THAT IS PROPRIETARY TO MOLEX INCORPORATED AND SHOULD NOT BE USED WITHOUT WRITTEN PERMISSION