ASSEMBLY WITHOUT CAP

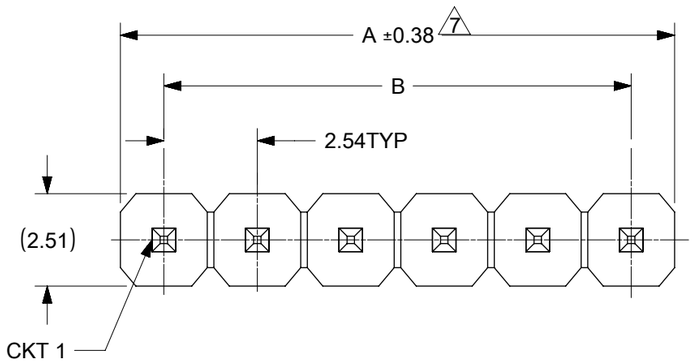

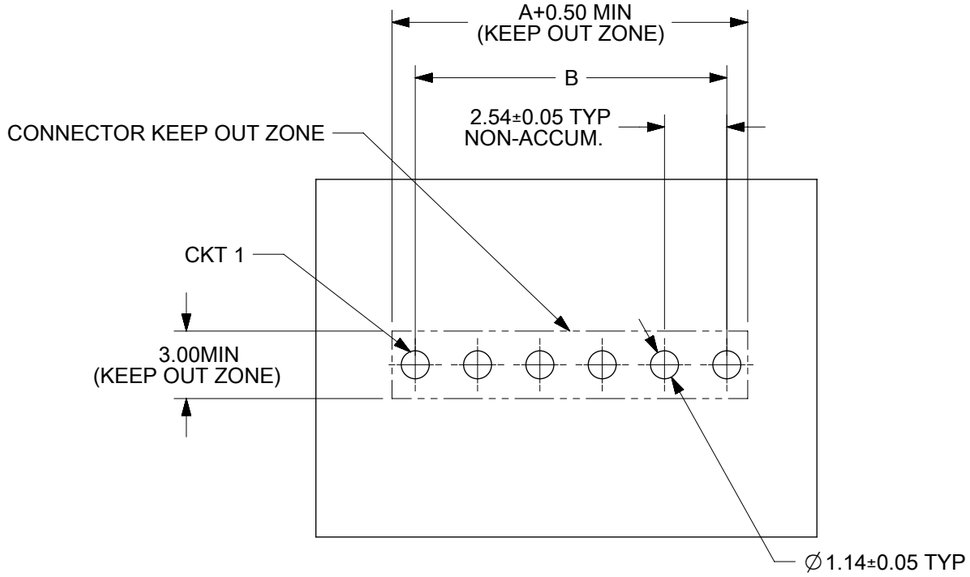

RECOMMENDED P.C.B. HOLE LAYOUT

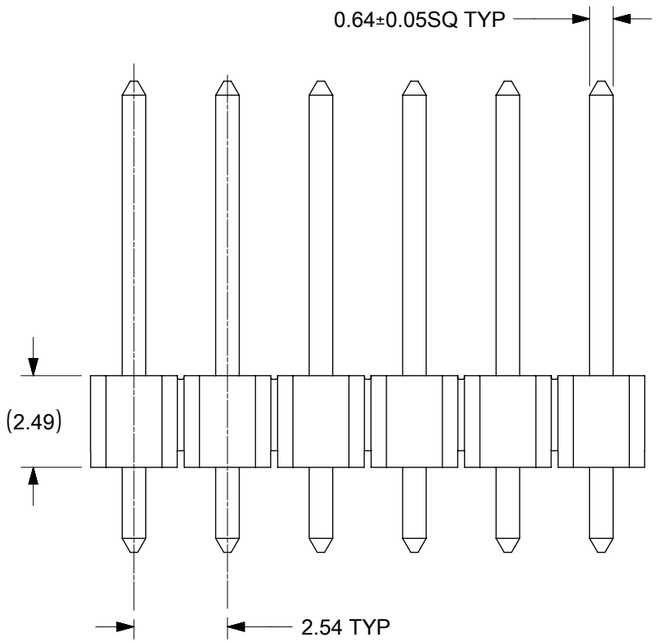

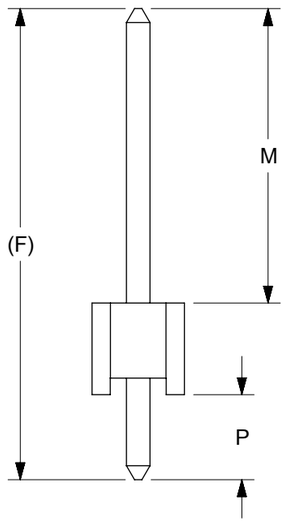

NOTES

1. MATERIAL:
   HSG: NYLON, GLASS-FILLED, UL94V-0 COLOR: BLACK
   PIN: 0.64MM SQ, COPPER ALLOY
2. PLATING TYPE:
   (1) GOLD FLASH OVER
   1.25µm MIN. NICKEL OVERALL.
   (2) GOLD FLASH ON CONTACT AND
   2.50µm MIN. TIN ON SOLDERTAIL OVER
   1.25µm MIN. NICKEL OVERALL.
   (3) 0.38µm MIN. GOLD PLATE ON CONTACT AND
   2.00µm MIN. TIN ON SOLDERTAIL OVER
   1.25µm MIN. NICKEL OVERALL.
   (4) 0.75µm MIN. GOLD PLATE ON CONTACT AND
   2.00µm MIN. TIN ON SOLDERTAIL OVER
   1.25µm MIN. NICKEL OVERALL.
   (5) 2.50µm MIN TIN OVERALL
   1.25µm MIN NICKEL OVERALL
3. PRODUCT SPECIFICATION: PS-87920-019
4. PACKAGING TYPE: SEE TABLE
5. WAFER TO BE FLAT WITHIN 0.003 mm/mm
6. RECOMMENDED PCB THICKNESS IS 1.60mm±0.10
7. IRREGULAR CIRCUIT CUTOFF WITHIN BREAKAWAY SECTION IS PERMISSIBLE.CUTTING OR CHIPPING OF THE MAIN BODY IS NOT ACCEPTABLE
8. THE ABOVE CKT 6 IS FOR ILLUSTRATION PURPOSE ONLY
9. PACKAGING SPECIFICATION:
   TRAY: PK-89990-489
   BULK: PK-89990-491
   T&R : PK-87898-400
   TUBE: PK-89990-934
10. REFER SHEET 2 FOR CAP LOCATION.

DOCUMENT STATUS	P1	RELEASE DATE	2023/03/09 04:23:59

FORMAT: Mel-lega-master-lb-prod-A3
REVISION: E
DATE: 2020/01/14

FUNCTIONAL SYMBOLS
FA = 0
FC = 0
FP = 0
DIVISIONAL SYMBOLS

THIS DRAWING CONTAINS INFORMATION THAT IS PROPRIETARY TO MOLEX ELECTRONIC TECHNOLOGIES, LLC AND SHOULD NOT BE USED WITHOUT WRITTEN PERMISSION

DIMENSION UNITS	SCALE
mm	NTS

GENERAL TOLERANCES (UNLESS SPECIFIED)

	MM	INCH
4 PLACES	±	±
3 PLACES	±	±
2 PLACES	± 0.2	±
1 PLACE	±	±
0 PLACES	±	±
ANGULAR TOL	± 3.0 °	

DRAFT WHERE APPLICABLE MUST REMAIN WITHIN DIMENSIONS

CURRENT REV DESC:

EC NO: 741471
DRWN: SUAIFR 2023/03/07
CHK'D: SUAIFR 2023/03/08
APPR: MRAMAKRISHNA 2023/03/09

INITIAL REVISION:
DRWN: KCHO 2004/03/24
APPR: SCLOW 2004/04/08

THIRD ANGLE PROJECTION | DRAWING: A3-SIZE | SERIES: 87891

molex

CUSTOM HEADER
2.54MM PITCH, SINGLE ROW SINGLE WAFER, T/H HEADER

PRODUCT CUSTOMER DRAWING

DOCUMENT NUMBER	DOC TYPE	DOC PART	REVISION
SD-87891-001	PSD	000	D19

MATERIAL NUMBER	CUSTOMER	SHEET NUMBER
SEE TABLE	GENERAL MARKET	1 OF 5

CAP INFORMATION- CAP OPTION A

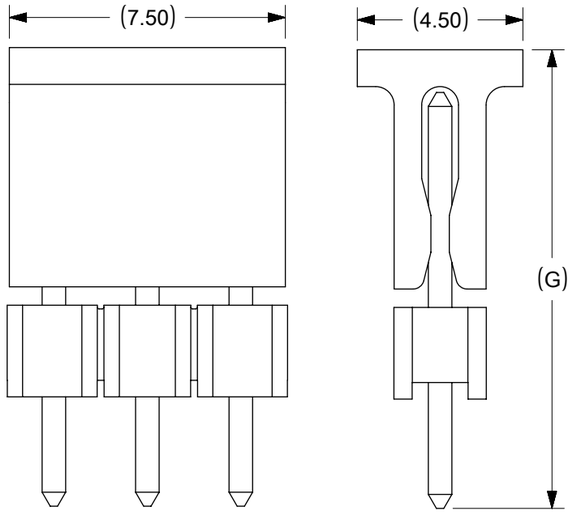

FOR ILLUSTRATION OF ODD CKT
(5CKT AS SHOWN)

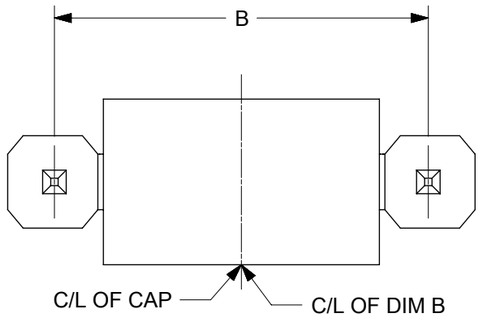

C/L OF DIM B = C/L OF CAP
FOR ODD CKT

FOR ILLUSTRATION OF EVEN CKT
(4CKT AS SHOWN)

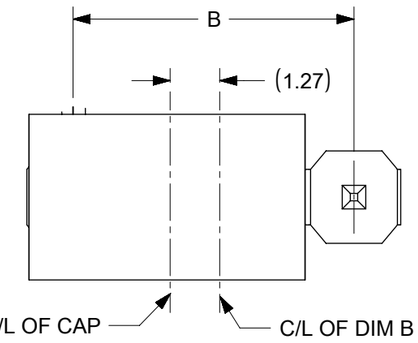

C/L OF DIM B IS OFFSET BY 1.27MM WITH C/L OF CAP
FOR EVEN CKT

CAP INFORMATION- CAP OPTION B

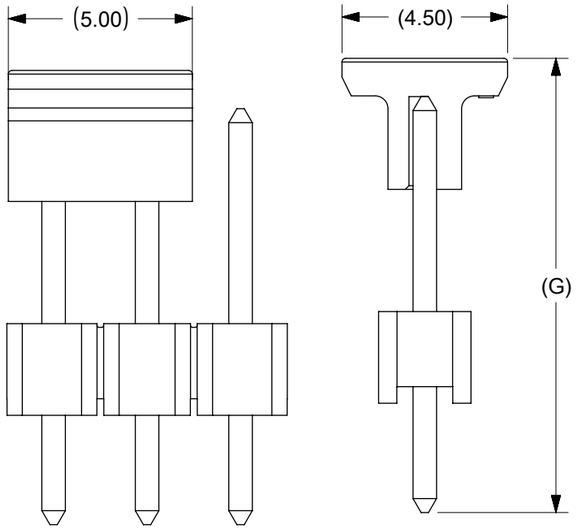

FOR ILLUSTRATION OF ODD CKT
(5CKT AS SHOWN)

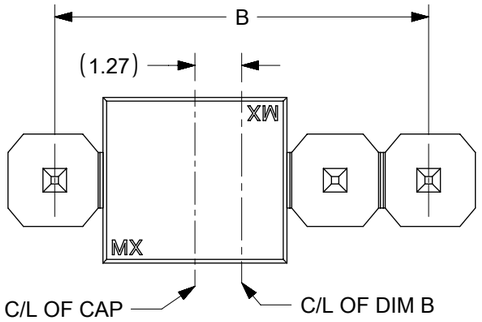

C/L OF DIM B IS OFFSET BY 1.27MM WITH C/L OF CAP
FOR ODD CKT

FOR ILLUSTRATION OF EVEN CKT
(4CKT AS SHOWN)

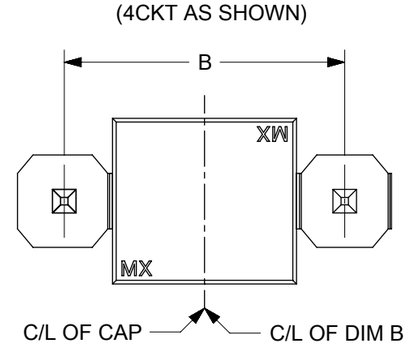

C/L OF DIM B = C/L OF CAP
FOR EVEN CKT

FUNCTIONAL SYMBOLS
EA = 0
EC = 0
EP = 0
DIVISIONAL SYMBOLS

THIS DRAWING CONTAINS INFORMATION THAT IS PROPRIETARY TO MOLEX ELECTRONIC TECHNOLOGIES, LLC AND SHOULD NOT BE USED WITHOUT WRITTEN PERMISSION

DIMENSION UNITS	SCALE
mm	NTS

GENERAL TOLERANCES (UNLESS SPECIFIED)

	MM	INCH
4 PLACES	±	±
3 PLACES	±	±
2 PLACES	± 0.2	±
1 PLACE	±	±
0 PLACES	±	±
ANGULAR TOL	± 3.0 °	

DRAFT WHERE APPLICABLE MUST REMAIN WITHIN DIMENSIONS

CURRENT REV DESC:

EC NO: 741471
DRWN: SUAIFR 2023/03/07
CHK'D: SUAIFR 2023/03/08
APPR: MRAMAKRISHNA 2023/03/09

INITIAL REVISION:
DRWN: KCHO 2004/03/24
APPR: SCLOW 2004/04/08

THIRD ANGLE PROJECTION | DRAWING: A3-SIZE | SERIES: 87891

molex

CUSTOM HEADER
2.54MM PITCH, SINGLE ROW SINGLE WAFER, T/H HEADER

PRODUCT CUSTOMER DRAWING

DOCUMENT NUMBER	DOC TYPE	DOC PART	REVISION
SD-87891-001	PSD	000	D19

MATERIAL NUMBER	CUSTOMER	SHEET NUMBER
SEE TABLE	GENERAL MARKET	2 OF 5

DOCUMENT STATUS	P1	RELEASE DATE	2023/03/09 04:23:59

FORMAT: Met-lega-master-tb-prod-A3
REVISION: E
DATE: 2020/01/14

CKT SIZE	DIMENSION A	DIMENSION B
01	2.54	---
02	5.08	2.54
03	7.62	5.08
04	10.16	7.62
05	12.70	10.16
06	15.24	12.70
07	17.78	15.24
08	20.32	17.78
09	22.86	20.32
10	25.40	22.86
11	27.94	25.40
12	30.48	27.94
13	33.02	30.48
14	35.56	33.02
15	38.10	35.56
16	40.64	38.10
17	43.18	40.64
18	45.72	43.18
19	48.26	45.72
20	50.80	48.26
21	53.34	50.80
22	55.88	53.34
23	58.42	55.88
24	60.96	58.42
25	63.50	60.96
26	66.04	63.50
27	68.58	66.04
28	71.12	68.58
29	73.66	71.12
30	76.20	73.66
31	78.74	76.20
32	81.28	78.74
33	83.82	81.28
34	86.36	83.82
35	88.90	86.36
36	91.44	88.90
37	93.98	91.44
38	96.52	93.98
39	99.06	96.52
40	101.60	99.06

ASSY W/CAP IN T&R	ASSY W/O CAP IN T&R	ASSY W/O CAP IN TUBE	ASSY W/CAP IN TUBE	PART NO. W/O CAP IN TRAY PACKAGING	PART NO. IN BULK PACKAGING	CKT SIZE	VOID PIN	KINK PIN	(G)	DIMENSION OAL (F)	DIMENSION MATING END M	DIMENSION SOLDIER TAIL P	PLATING TYPE	CAP OPTION	REMARKS
-	-	-	-	87891-0108	-	01	-	-	-	10.80	5.08	3.23	5	-	-
-	-	-	-	87891-1017	-	01	-	-	-	12.29	6.80	3.00	3	-	-
-	-	-	-	87891-0200	-	02	-	-	-	11.76	6.09	3.18	5	-	-
-	-	-	-	87891-0205	-	02	-	-	-	11.30	5.84	2.97	4	-	-
-	-	-	-	87891-0206	-	02	-	-	-	11.30	5.84	2.97	5	-	-
-	-	-	-	87891-0211	-	02	-	-	-	11.30	5.84	2.97	5	-	-
-	-	-	-	87891-0207	-	02	-	-	-	9.80	4.00	3.31	5	-	-
-	-	-	-	87891-0208	-	02	-	-	-	7.49	4.00	1.00	2	-	-
-	-	-	-	87891-0209	-	02	-	-	-	10.80	5.08	3.23	5	-	-
-	-	-	-	87891-0210	-	02	-	-	-	31.00	25.54	2.97	5	-	-
-	-	-	-	87891-0216	-	02	-	-	-	7.29	2.40	2.40	5	-	-
-	-	-	-	87891-0212	-	02	-	-	-	18.37	12.68	3.20	5	-	-
-	-	-	-	87891-0211	-	02	-	-	-	26.49	20.80	3.20	5	-	-
-	-	-	-	87891-0214	-	02	-	-	-	19.49	13.00	4.00	5	-	-
87891-0215	-	-	-	-	-	02	-	-	14.98	13.98	7.49	4.00	5	A	-
-	-	-	-	87891-0213	-	02	-	-	-	12.14	5.84	3.81	4	-	-
-	-	-	-	87891-0306	-	03	-	-	-	11.30	5.84	2.97	5	-	-
-	-	-	-	87891-0308	-	03	-	-	-	11.30	5.84	2.97	5	-	-
-	-	-	-	87891-0307	-	03	-	-	-	22.73	18.74	1.50	5	-	-
-	-	-	-	87891-0003	-	03	2	-	-	13.72	9.65	1.78	6	-	-
-	87891-0312	-	-	-	-	03	-	-	-	11.30	5.84	2.97	4	-	-
87891-0311	-	-	-	-	-	03	-	-	12.34	11.30	5.84	2.97	5	B	REFER RPK-87891-0311 (FOR 87891-0311)
87891-0313	-	-	-	-	-	03	-	-	12.34	11.30	5.84	2.97	5	B	-
-	-	-	-	-	87891-0310	03	-	-	-	6.49	2.00	2.00	5	-	-
-	-	-	-	87891-0317	-	03	-	-	-	12.14	5.84	3.81	4	-	-
-	-	-	-	87891-0402	-	04	2	-	-	10.80	5.89	2.41	5	-	-
-	-	-	-	87891-0004	-	04	-	-	-	35.10	29.71	3.10	6	-	-
-	-	-	-	87891-0411	-	04	-	-	-	10.09	4.00	3.60	5	-	-
-	-	-	-	87891-0407	-	04	-	-	-	9.80	4.00	3.31	5	-	-
-	-	-	-	87891-0408	-	04	-	-	-	31.00	25.54	2.97	5	-	-
-	87891-0418	-	-	-	-	04	-	-	-	12.14	6.75	2.90	5	-	REFER 878910418-RPK (FOR 87891-0418)
-	-	-	-	87891-0409	-	04	-	-	-	12.14	6.75	2.90	4	-	-
87891-0417	-	-	-	-	-	04	-	-	16.31	15.11	9.01	3.61	5	A	-
-	-	-	-	87891-0432	-	04	-	-	-	18.03	13.54	2.00	5	-	-
-	-	-	87891-0430	-	-	04	-	-	-	13.09	8.00	2.80	5	A	-

D19

FUNCTIONAL SYMBOLS
EA = 0
EC = 0
EP = 0
DIVISIONAL SYMBOLS

THIS DRAWING CONTAINS INFORMATION THAT IS PROPRIETARY TO MOLEX ELECTRONIC TECHNOLOGIES, LLC AND SHOULD NOT BE USED WITHOUT WRITTEN PERMISSION

DIMENSION UNITS: mm
SCALE: NTS

GENERAL TOLERANCES (UNLESS SPECIFIED)

	MM	INCH
4 PLACES	±	±
3 PLACES	±	±
2 PLACES	± 0.2	±
1 PLACE	±	±
0 PLACES	±	±
ANGULAR TOL	± 3.0 °	

DRAFT WHERE APPLICABLE MUST REMAIN WITHIN DIMENSIONS

CURRENT REV DESC:

EC NO: 741471
DRWN: SUAIFR 2023/03/07
CHK'D: SUAIFR 2023/03/08
APPR: MRAMAKRISHNA 2023/03/09

INITIAL REVISION:
DRWN: KCHO 2004/03/24
APPR: SCLOW 2004/04/08

molex

CUSTOM HEADER
2.54MM PITCH, SINGLE ROW SINGLE WAFER, T/H HEADER

PRODUCT CUSTOMER DRAWING

DOCUMENT NUMBER	DOC TYPE	DOC PART	REVISION
SD-87891-001	PSD	000	D19

THIRD ANGLE PROJECTION | DRAWING: A3-SIZE | SERIES: 87891 | MATERIAL NUMBER: SEE TABLE | CUSTOMER: GENERAL MARKET | SHEET NUMBER: 3 OF 5

DOCUMENT STATUS	P1	RELEASE DATE	2023/03/09 04:23:59

FORMAT: Met-lega-master-tb-prod-A3
REVISION: E
DATE: 2020/01/14

ASSY W/CAP IN T&R	ASSY W/O CAP IN T&R	ASSY W/O CAP IN TUBE	ASSY W/CAP IN TUBE	PART NO. W/O CAP IN TRAY PACKAGING	PART NO. IN BULK PACKAGING	CKT SIZE	VOID PIN	KINK PIN	(G)			PLATING TYPE	CAP OPTION	REMARKS
										OAL (F)	MATING END M			
-	-	-	-	87891-0500	-	05	-	-	-	11.94	6.10	3.30	5	-	-
-	-	-	-	87891-0505	-	05	-	-	-	11.94	6.10	3.30	5	-	-
-	-	-	-	87891-0501	-	05	-	-	-	13.62	8.08	3.05	5	-	-
-	-	-	-	87891-0502	-	05	2	-	-	10.80	5.89	2.41	5	-	-
-	-	-	-	87891-0503	-	05	2	-	-	45.00	13.51	29.00	5	-	-
-	-	-	-	87891-0504	-	05	2	-	-	45.00	13.51	29.00	3	-	-
-	-	-	-	87891-0507	-	05	4	-	-	10.92	5.84	2.59	3	-	-
-	-	-	-	-	87891-0508	05	2,4	-	-	11.38	5.84	3.05	5	-	-
-	-	-	-	87891-0522	-	05	2&4	-	-	19.49	13.00	4.00	5	-	-
-	-	-	-	87891-0516	-	05	-	-	-	32.49	16.00	14.00	4	-	-
-	-	-	-	87891-0517	-	05	-	-	-	23.62	17.32	3.81	5	-	-
-	-	-	-	87891-0523	-	05	-	-	-	7.29	2.40	2.40	5	-	-
-	87891-0521	-	-	-	-	05	-	-	10.10	9.89	2.80	4.60	5	A	-
-	-	-	-	87891-0601	-	06	-	-	-	11.30	5.84	2.97	1	-	-
-	-	-	-	87891-0602	-	06	-	-	-	12.80	8.00	2.31	5	-	-
-	-	-	-	87891-0606	-	06	-	-	-	11.30	5.84	2.97	5	-	-
-	-	-	-	87891-0610	-	06	-	-	-	11.30	5.84	2.97	5	-	-
-	-	-	-	87891-0607	-	06	-	-	-	13.75	8.08	3.18	5	-	-
-	-	-	-	87891-0608	-	06	-	-	-	18.03	13.54	2.00	5	-	-
-	-	-	-	87891-0609	-	06	-	-	-	28.30	22.16	3.65	5	-	-
-	-	-	-	87891-0611	-	06	-	-	-	28.30	22.16	3.65	5	-	-
87891-0613	-	-	-	-	-	06	-	-	22.99	21.99	16.00	3.50	5	A	-
-	-	-	-	87891-0615	-	06	-	-		14.49	10.00	2.00	1	-	-
-	-	-	-	87891-0624		06	-	-	-	26.10	19.81	3.80	5	-	-
-	-	-	-	87891-0700	-	07	-	-	-	11.94	6.10	3.30	5	-	-
-	-	-	-	87891-0702	-	07	-	-	-	11.94	6.10	3.30	5	-	-
-	-	-	-	87891-0751	-	07	-	-	-	13.74	8.00	3.25	5	-	-
87891-0007	-	-	-	-	-	07	-	-	-	13.72	9.65	1.78	6	-	-
-	-	-	-	87891-0851	-	08	-	-	-	13.74	8.00	3.25	5	-	-
87891-0807	-	-	-	-	-	08	-	-	13.59	12.59	7.90	2.20	5	A	-
-	-	-	-	87891-0808	-	08	-	-	-	20.53	13.72	4.32	3	-	-
-	-	-	-	87891-0809	-	08	-	-	-	11.30	5.84	2.97	5	-	-

THIS DRAWING CONTAINS INFORMATION THAT IS PROPRIETARY TO MOLEX ELECTRONIC TECHNOLOGIES, LLC AND SHOULD NOT BE USED WITHOUT WRITTEN PERMISSION

FUNCTIONAL SYMBOLS
EA = 0
EC = 0
EP = 0
DIVISIONAL SYMBOLS

DIMENSION UNITS: mm
SCALE: NTS

GENERAL TOLERANCES (UNLESS SPECIFIED)

	MM	INCH
4 PLACES	±	±
3 PLACES	±	±
2 PLACES	± 0.2	±
1 PLACE	±	±
0 PLACES	±	±
ANGULAR TOL	± 3.0 °	

DRAFT WHERE APPLICABLE MUST REMAIN WITHIN DIMENSIONS

CURRENT REV DESC:

EC NO: 741471
DRWN: SUAIFR 2023/03/07
CHK'D: SUAIFR 2023/03/08
APPR: MRAMAKRISHNA 2023/03/09

INITIAL REVISION:
DRWN: KCHO 2004/03/24
APPR: SCLOW 2004/04/08

molex

CUSTOM HEADER
2.54MM PITCH, SINGLE ROW SINGLE WAFER, T/H HEADER

PRODUCT CUSTOMER DRAWING

DOCUMENT NUMBER	DOC TYPE	DOC PART	REVISION
SD-87891-001	PSD	000	D19

THIRD ANGLE PROJECTION | DRAWING: A3-SIZE | SERIES: 87891

MATERIAL NUMBER	CUSTOMER	SHEET NUMBER
SEE TABLE	GENERAL MARKET	4 OF 5

DOCUMENT STATUS	P1	RELEASE DATE	2023/03/09 04:23:59

FORMAT: Met-lega-master-tb-prod-A3
REVISION: E
DATE: 2020/01/14

ASSY W/CAP IN T&R	ASSY W/O CAP IN T&R	ASSY W/O CAP IN TUBE	ASSY W/CAP IN TUBE	PART NO. W/O CAP IN TRAY PACKAGING	PART NO. IN BULK PACKAGING	CKT SIZE	VOID PIN	KINK PIN	(G)				PLATING TYPE	CAP OPTION	REMARKS
										OAL	MATING END				
										(F)	M				
-	-	-	-	-	87891-2601	26	4,7,17	-	-	11.13	5.59	3.05	3	-	-
87891-1817	-	-	-	-	-	18	-	-	18.36	17.20	13.21	1.50	5	A	-
87891-1819	-	-	-	-	-	18	-	-	18.36	17.20	13.21	1.50	5	A	-
87891-1818	-	-	-	-	-	18	-	-	18.36	17.20	13.21	1.50	3	A	-
-	-	-	-	87891-2007	-	20	-	-	-	21.49	9.50	9.50	1	-	-
87891-2817	-	-	-	-	-	28	-	-	18.36	17.20	13.21	1.50	5	A	-
87891-2819	-	-	-	-	-	28	-	-	18.36	17.20	13.21	1.50	5	A	-
87891-2818	-	-	-	-	-	28	-	-	18.36	17.20	13.21	1.50	3	A	-
-	-	-	-	-	87891-3007	30	-	-	-	11.30	5.84	2.97	5	-	-
-	-	-	-	-	87891-3600	36	-	-	-	11.56	6.09	3.18	2	-	-
-	-	-	-	-	87891-4008	40	-	-	-	11.30	5.84	2.97	5	-	-
-	-	87891-4007	-	-	-	40	-	-	-	12.14	5.84	3.81	3	-	-

FUNCTIONAL SYMBOLS
EA = 0
EC = 0
ED = 0

DIVISIONAL SYMBOLS

THIS DRAWING CONTAINS INFORMATION THAT IS PROPRIETARY TO MOLEX ELECTRONIC TECHNOLOGIES, LLC AND SHOULD NOT BE USED WITHOUT WRITTEN PERMISSION

DIMENSION UNITS	SCALE
mm	NTS

GENERAL TOLERANCES (UNLESS SPECIFIED)

	MM	INCH
4 PLACES	±	±
3 PLACES	±	±
2 PLACES	± 0.2	±
1 PLACE	±	±
0 PLACES	±	±
ANGULAR TOL	± 3.0 °	

DRAFT WHERE APPLICABLE MUST REMAIN WITHIN DIMENSIONS

CURRENT REV DESC:

EC NO: 741471
DRWN: SUAIFR 2023/03/07
CHK'D: SUAIFR 2023/03/08
APPR: MRAMAKRISHNA 2023/03/09

INITIAL REVISION:
DRWN: KCHO 2004/03/24
APPR: SCLOW 2004/04/08

molex

CUSTOM HEADER
2.54MM PITCH, SINGLE ROW SINGLE WAFER, T/H HEADER

PRODUCT CUSTOMER DRAWING

DOCUMENT NUMBER	DOC TYPE	DOC PART	REVISION
SD-87891-001	PSD	000	D19

THIRD ANGLE PROJECTION	DRAWING	SERIES	MATERIAL NUMBER	CUSTOMER	SHEET NUMBER
	A3-SIZE	87891	SEE TABLE	GENERAL MARKET	5 OF 5

DOCUMENT STATUS	P1	RELEASE DATE	2023/03/09 04:23:59

FORMAT: Met-lega-master-tb-prod-A3
REVISION: E
DATE: 2020/01/14