Automotive Blade Fuse | ANR80-UL

Mechanical Dimensions: Inches [mm]

Tolerances ±0.012 [0.3] Unless Otherwise Specified

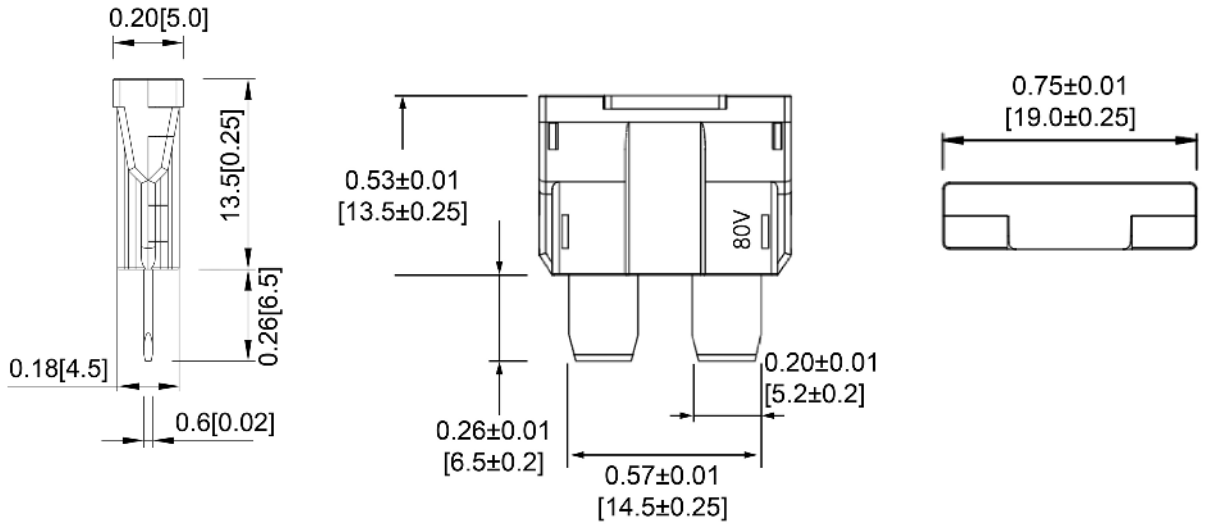

Part Numbers Information

Bulk Part #	Amperage	Body Color	Voltage Drop (mV)	Cold Resistance (mΩ)	I²T
ANR80-UL-500MA	500mA	Dark Blue	150	290 mΩ	0.3
ANR80-UL-1A	1A	Black	125	100 mΩ	2.3
ANR80-UL-2A	2A	Grey	120	43.0 mΩ	9.6
ANR80-UL-3A	3A	Violet	110	30.0 mΩ	16.2
ANR80-UL-4A	4A	Pink	110	22.0 mΩ	36.8
ANR80-UL-5A	5A	Tan	110	16.0 mΩ	62.5
ANR80-UL-6A	6A	Light Red	-	-	-
ANR80-UL-7A	7A	Light Orange	-	-	-
ANR80-UL-7.5A	7.5A	Brown	90	9.00 mΩ	73.1
ANR80-UL-8A	8A	Light Yellow	-	-	-
ANR80-UL-10A	10A	Red	90	6.50 mΩ	210
ANR80-UL-12A	12A	Light Pink	-	-	-
ANR80-UL-15A	15A	Blue	90	4.00 mΩ	270
ANR80-UL-16A	16A	Light Green	-	-	-
ANR80-UL-20A	20A	Yellow	90	3.00 mΩ	360
ANR80-UL-25A	25A	Clear	80	1.90 mΩ	813
ANR80-UL-30A	30A	Green	80	1.65 mΩ	1530
ANR80-UL-35A	35A	Blue Green	70	1.45 mΩ	1960
ANR80-UL-40A	40A	Orange	70	1.25 mΩ	3200

Electrical Specifications

Rated Voltage	80VDC
Interrupting Rating	1000A @ 58VDC; 1000A @ 80VDC
Testing	SAE J1284; SAE J2576; ISO 8820-3;
	c UL us
Operation Temperature	-40°C ~ 85°C

Material Specifications

Body Material	Nylon 66 with 30% Fiber Glass (UL94V-0)
Element Material	Tin Plated Alloy Wire
Terminal Materal	Copper Alloy, Tin Plated

Time vs. Percent of Rated Current

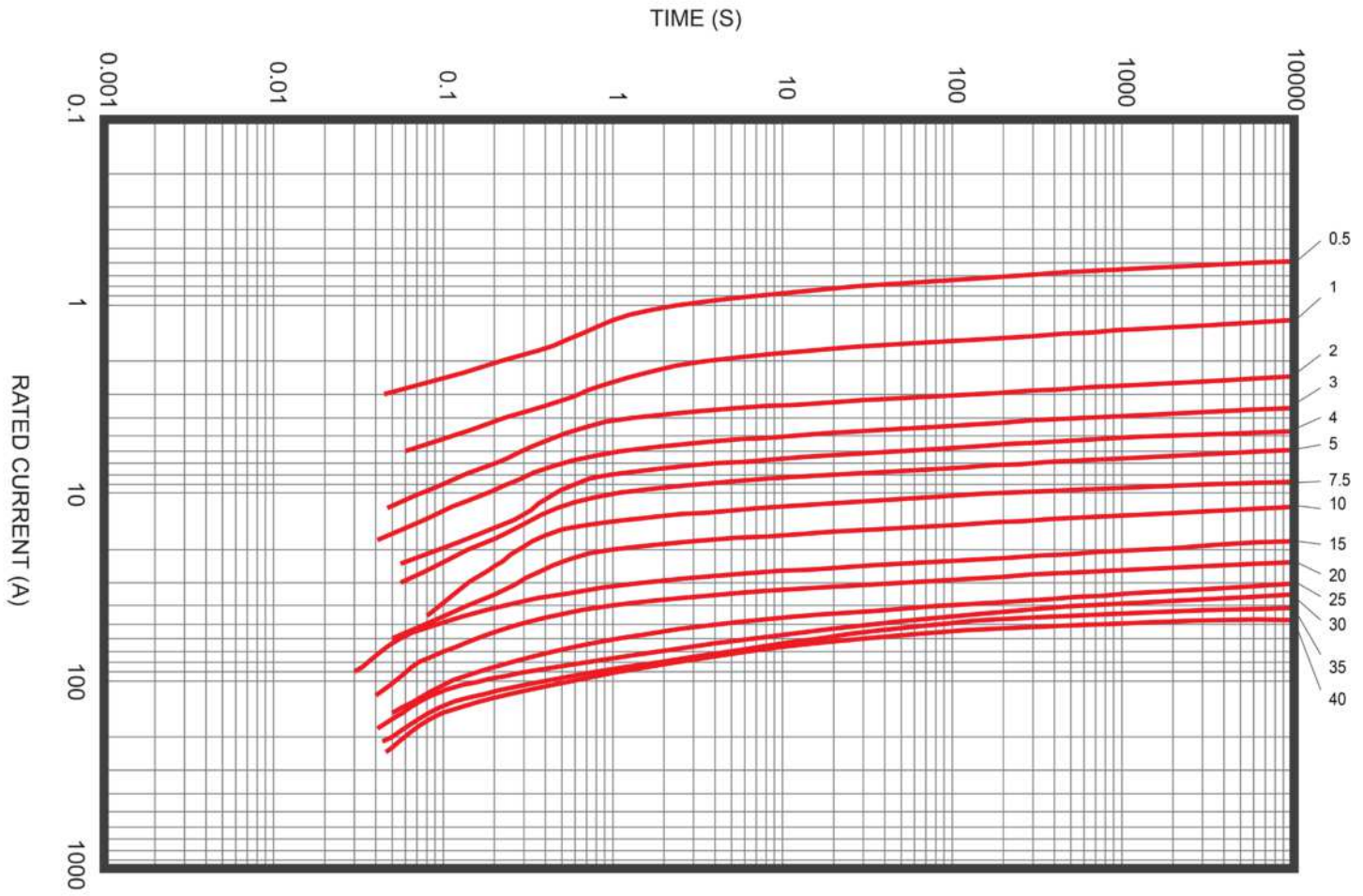

% of Rated Current	Min Hold Time	Max Hold Time
100%	Carry (35A~40A)	-
110%	Carry (500mA~30A)	-
135%	750ms	3600s
200%	150ms	60s
350%	40ms	1s
600%	10ms	100ms

Temperature De-Rating Curve

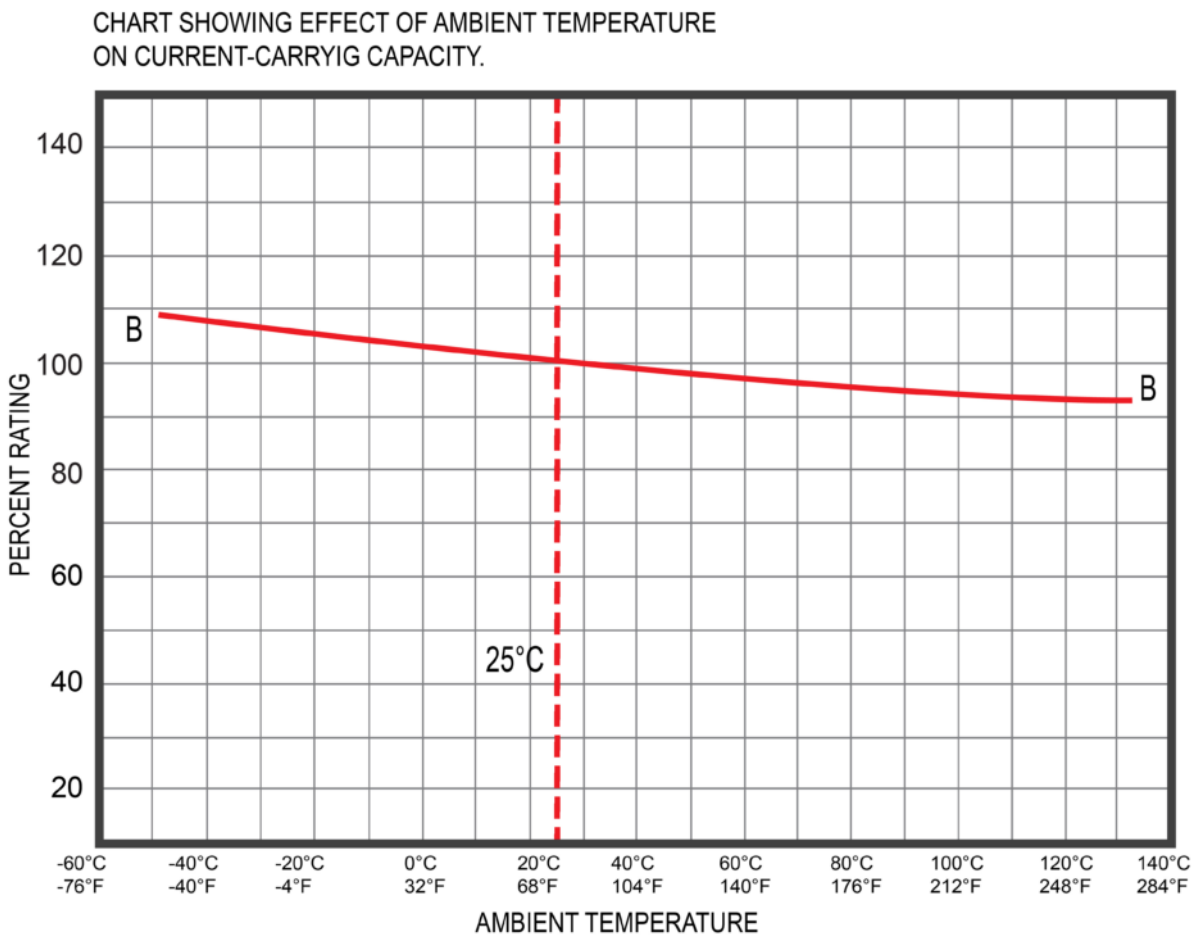

Disclaimer: Information provided is believed to be accurate and reliable. Users are responsible for confirming the suitability and performance of any OptiFuse product for their particular application. These products may not be appropriate for every use, and proper evaluation is recommended before implementation. For additional information, please visit optifuse.com/product-disclaimer.

Specifications are subject to change without notice

Rev	Date of issue	Revision Notes	Designed	Approved
D	07-23-2025	Updated Mechanical Dimensions	RC	OF