Laird
Smart Technology. Delivered.

WRR
External Two-Way Radio Antenna



FEATURES

- Covers 802.11b for all U.S., European, and Japanese WLAN applications
- Center fed coaxial dipole with a coaxial cable pigtail

PARAMETER	SPECIFICATION
Frequency	2.4-2.5 GHz
Gain	1.5 dBi (2.45 GHz)
Polarization	Vertical, Omni-directional
Nominal Impedance	50 ohms
VSWR	2:1 max
Size (Length)	10.9 cm (180°) or 8.8 cm (90°)

FREQUENCIES AND CONNECTORS

MODEL #	PART #	COLOR	RG-178 CABLE	CONNECTOR
WRR2400- IP04-B	MAF94019	Black	100 mm	IPEX U.FL
WRR2400- IP04-G	MAF94048	Gray	100 mm	IPEX U.FL
WRR2400- FL04-B	MAF94027	Black	100 mm	Flying Lead
WRR2400- FL04-G	MAF94047	Gray	100 mm	Flying Lead

Elevation Plane
phi=0 2.45 GHz

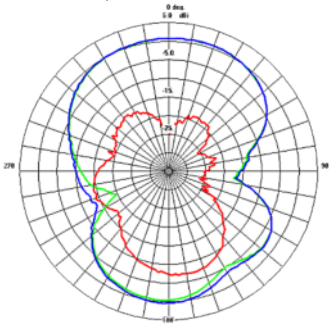

Elevation Plane
phi=90 2.45 GHz

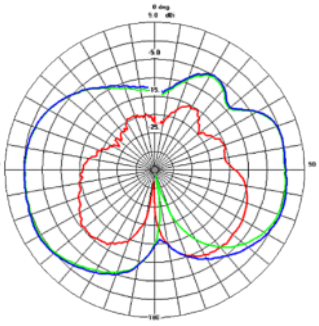

Azimuth Plane
2.45 GHz

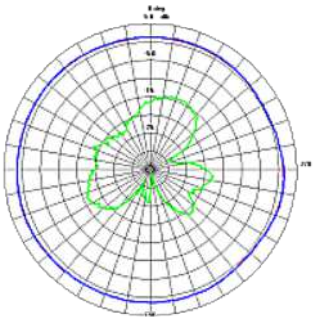

Americas: +1.847 839.6907
IAS-AmericasEastSales@lairdtech.com
Europe: +44.1628.858941
IAS-EUSales@lairdtech.com
Asia: +86.21.5855.0827.127
IAS-AsiaSales@lairdtech.com
www.lairdtech.com

ANT-DS-WRR_0115

Any information furnished by Laird Inc. and its agents is believed to be accurate and reliable. All specifications are subject to change without notice. Responsibility for the use and application of Laird materials rests with the end user, since Laird and its agents cannot be aware of all potential uses. Laird makes no warranties as to the fitness, merchantability or suitability of any Laird materials or products for any specific or general uses. Laird shall not be liable for incidental or consequential damages of any kind. All Laird products are sold pursuant to the Laird Terms and Conditions of sale in effect from time to time, a copy of which will be furnished upon request. © Copyright 2015 Laird Inc. All Rights Reserved. Laird, Laird Technologies, the Laird Logo, and other marks are trade marks or registered trade marks of Laird Inc. or an affiliate company thereof. Other product or service names may be the property of third parties. Nothing herein provides a license under any Laird or any third party intellectual property rights.