Male

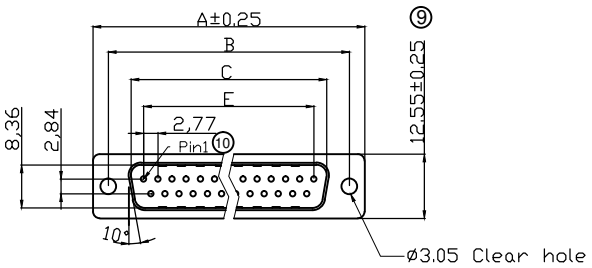

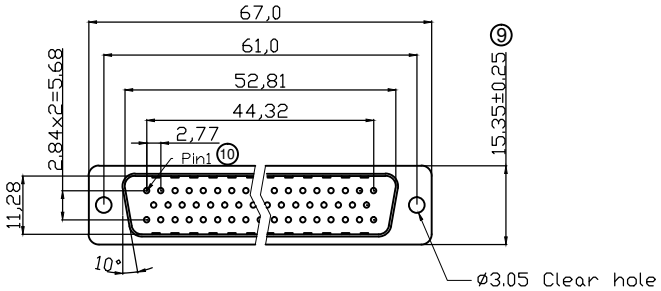

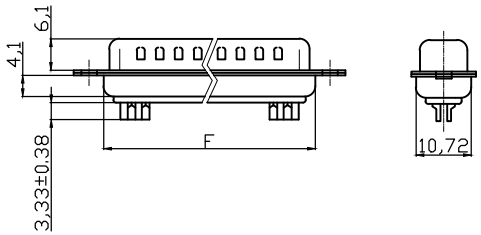

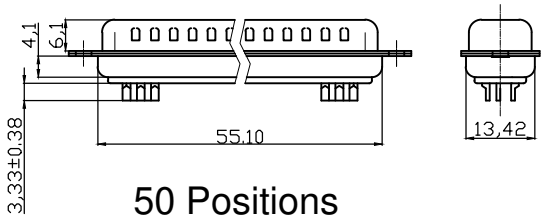

50 Positions

Product Specification

Material

⑨ Insulator : Glass-Filled Thermoplastic PBT,UL94V-0
⑨ Contact : Copper alloy, plating: see order code
⑥ Shell: Steel ,100u"Tin Over 50u" min Copper

Electrical

Contact Resistance : 20 milliohms Max at 1 AMP DC.
Insulation Resistance : 1000 magohms at 500 VDC
Dielectric Withstanding Voltage : 1000 VAC/rms 60Hz for 1 minute
Current Rating : 3 AMP
Volatge Rating : 250 VAC/rms 60Hz
⑤ Durability :250 mating cycles
Operating Temperature : -55°C+105°C
⑦ Soldering Temperature : 245±5°C in 10s
⑧ Recommended wire size: 28~30AWG

⑪

D-SUB ORDERING CODE										
		Style	Gender	No of contacts		Plating specification		Insulator color		
A	-	D	x	xx	LL/	x	-	xx		
A	-	D	F	Female	09	LL/	Z	Gold selective tin	-	Blank	White
			S	Male	15		G	Gold flash		BK	Black
					25					GY	Gray
					37						
					50						

Dimensions

Positions	A	B	C	E	F
9	30.81	24.99	16.92	11.08	19.20
15	39.20	33.30	25.25	19.39	27.70
25	53.04	47.04	38.96	33.24	41.10
37	69.40	63.50	55.42	49.86	57.30

RoHS compliant
Unit: mm
File No.: E198287

Scale	Free
TOLERANCE	
X.	±0.38
X.X	±0.25
X.XX	±0.13
DIM	TOL
X.°	±3°
X.X°	±1°
Angle	TOL

Id.	Modification	Date	Name
⑫	Update the pin1 on the page 2	16.01.2024	Peter
⑪	Add PN	21.07.2022	Daniel
⑩	Show the pin1 in drawing	22.10.2021	Daniel
⑨	Add PN and update dimension	09.03.2021	Daniel
⑧	Add recommended wire size	17.01.2019	Xavier
⑦	Add solder temperature	16.07.2018	Xavier

	Date	Name
Drawn	15.08.2012	Lucas
Approved	16.01.2024	Peter

ASSMANN WSW components
A company of BCS

Customer-No.

ASSMANN WSW-No.
⑨ A-Dx xx LL/x-xx

Drawing-No.
ASS 4884 CO
rev12

Replace

Sheet 1/2

Female

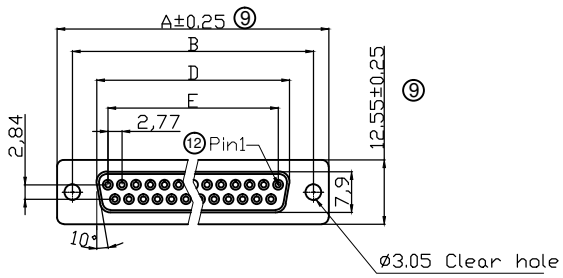

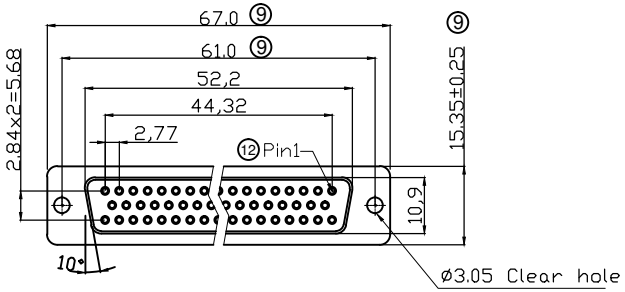

Product Specification

Material

⑨ Insulator : Glass-Filled Thermoplastic PBT,UL94V-0
⑨ Contact : Copper Alloy , plating: see order code
⑥ Shell: Steel 100u"Tin Over 50u" min Copper

Electrical

Contact Resistance : 20 milliohms Max at 1 AMP DC.
Insulation Resistance : 1000 magohms at 500 VDC
Dielectric Withstanding Voltage :1000 VAC/rms 60Hz for 1 minute
Current Rating : 3 AMP
Volatge Rating : 250 VAC/rms 60Hz
⑤ Durability :250 mating cycles
Operating Temperature : -55°C+105°C
⑦ Soldering Temperature : 245±5°C in 10s
⑧ Recommended wire size: 28~30AWG

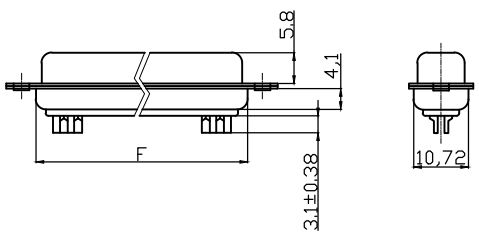

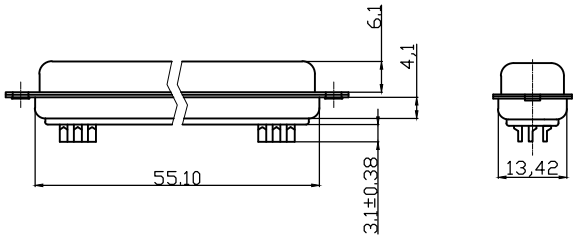

⑪

D-SUB ORDERING CODE											
		Style	Gender	No of contacts		Plating specification		Insulator color			
A	-	D	x	xx	LL/	x	-	xx			
A	-	D	F	Female	09	LL/	Z	Gold selective tin	-	Blank	White
			S	Male	15		G	Gold flash		BK	Black
					25					GY	Gray
					37						
					50						

Dimensions

Positions	A	B	D	E	F
9	30.81	24.99	16.33	11.08	19.20
15	39.20	33.30	24.70	19.39	27.70
25	53.05	47.04	38.40	33.24	41.10
37	69.40	63.50	54.84	49.86	57.30

RoHS compliant
Unit: mm
File No.: E198287

Scale	Free
TOLERANCE	
X.	±0.38
X.X	±0.25
X.XX	±0.13
DIM	TOL
X.°	±3°
X.X°	±1°
Angle	TOL

Id.	Modification	Date	Name
⑫	Update the pin1 on the page 2	16.01.2024	Peter
⑪	Add PN	21.07.2022	Daniel
⑩	Show the pin1 in drawing	22.10.2021	Daniel
⑨	Add PN and update dimension	09.03.2021	Daniel
⑧	Add recommended wire size	17.01.2019	Xavier
⑦	Add solder temperature	16.07.2018	Xavier

	Date	Name
Drawn	15.08.2012	Lucas
Approved	16.01.2024	Peter

ASSMANN WSW components
A company of BCS

Customer-No.

ASSMANN WSW-No.
⑨ A-Dx xx LL/x-xx

Drawing-No.
ASS 4884 CO
rev12

Replace

Sheet 2/2