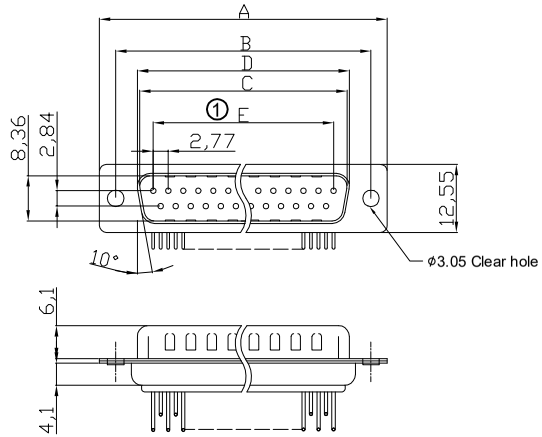

9.4 mm Footprint Machined Pin(W/O Rear Cover)

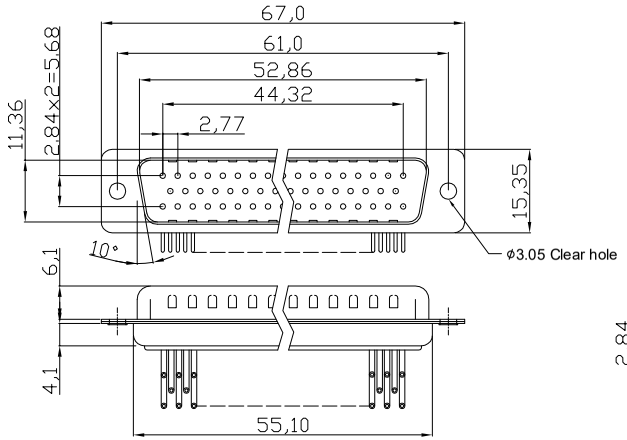

50 Positions Machined Pin(W/O Rear Cover)

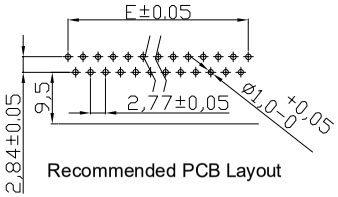

Recommended PCB Layout

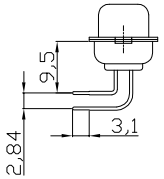

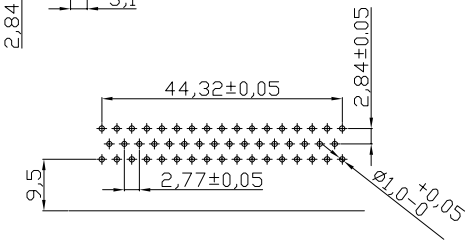

Recommended PCB Layout

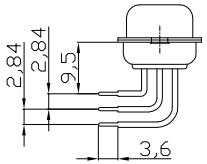

NOTES:

MATERIAL
1.Insulator Material:Glass-filled thermoplastic PBT,UL94V-0
2.Contact Material:Copper alloy ,Gold
3.Shell :Steel, 100 µ" Tin Over 50µ" min Copper

ELECTRICAL
1.Current Rating : 5AMP
2.Voltage Rating : 250V AC/rms 60Hz
3.Contact Resistance: 20mΩ Max at 1 AMP DC
4.Insulation Resistance: 1000MΩ at 500 VDC
5.Withstand Voltage: 1000V AC/rms 60Hz for 1 minute
6.Waving soldering temperature :245°C,5S Max
③ Operating temperature:-55°C~105°C

Order Code:

A-Dx xx AA/Z-x

- Contact style: F - Female, S - Male
- No. of Contacts ③: 09 / 15 / 25 / 37/50 (* Standard)
- Quality Class ④: AA/Z - Quality class III :Full gold flash; AA/Z-1 - Quality class I :Selective 30u"Au

Dimensions

Positions	A	B	C	E
09	30.81	24.99	16.92	11.08
15	39.20	33.30	25.25	19.39
25	53.05	47.04	38.96	33.24
37	69.40	63.50	55.42	49.86

RoHS compliant
Unit:mm

Scale	Free
TOLERANCE	
X.	±0.38
X.X	±0.25
X.XX	±0.13
DIM	TOL
X.°	±3°
X.X°	±1.0°
Angle	TOL

Id.	Modification	Date	Name
⑤	Add page 3&page4	20.07.2020	Winnie
④	Add selective 30u"Au	20.05.2020	Winnie
③	Add operating temperature&50 Pins	30.08.2019	Winnie
②	Add the waving soldering temperature	10.08.2017	Winnie
①	Correct postion "E"	14.07.2017	Winnie
⓪	Drawn	15.08.2012	Lucas

	Date	Name
Drawn	15.08.2012	Lucas
Approved	20.07.2020	Winnie

ASSMANN WSW components

Description: D-sub Pitch Male Pitch 2.77

ASSMANN WSW-No.
A-DS xx AA/Z-x

Drawing-No.
ASS 4887 CO

rev05

Customer-No.

Sheet 1/4

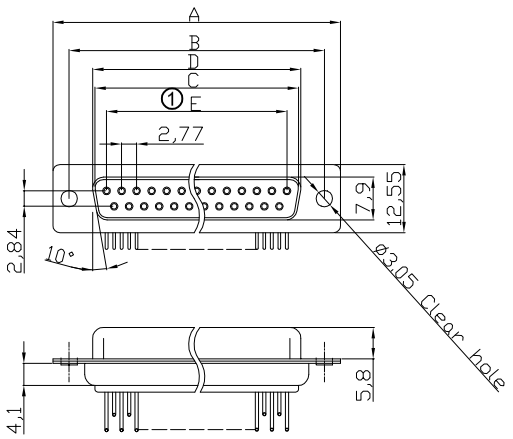

9.4 mm Footprint Machined Pin(W/O Rear Cover)

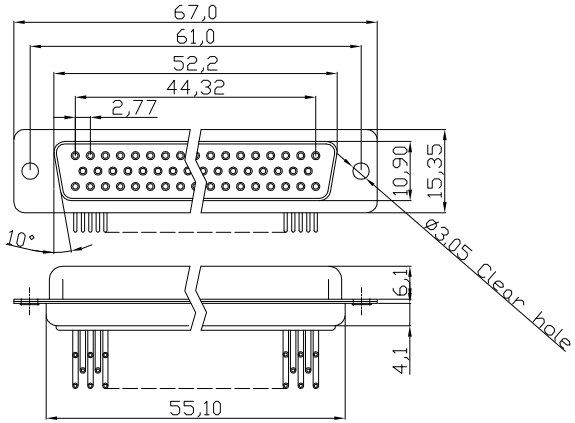

50 Positions Machined Pin(W/O Rear Cover)

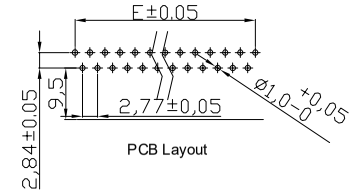

PCB Layout

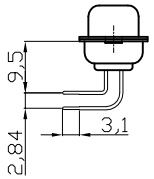

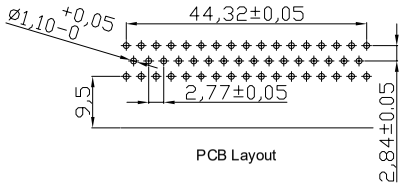

PCB Layout

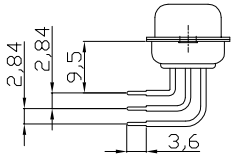

NOTES:

MATERIAL
1.Insulator Material:Glass-filled thermoplastic PBT,UL94V-0
2.Contact Material:Copper alloy ,Gold
3.Shell :Steel, 100 µ" Tin Over 50µ" min Copper

ELECTRICAL
1.Current Rating : 5AMP
2.Voltage Rating : 250V AC/rms 60Hz
3.Contact Resistance: 20mΩ Max at 1 AMP DC
4.Insulation Resistance: 1000MΩ at 500 VDC
5.Withstand Voltage: 1000V AC/rms 60Hz for 1 minute
6.Waving soldering temperature :245°C,5S Max
③ Operating temperature:-55°C~105°C

Order Code:

A-Dx xx AA/Z-x

- Contact style: F - Female, S - Male
- No. of Contacts ③: 09 / 15 / 25 / 37/50 (* Standard)
- Quality Class ④: AA/Z - Quality class III :Full gold flash; AA/Z-1 - Quality class I :Selective 30u"Au

Dimensions

Positions	A	B	D	E
09	30.81	24.99	16.33	11.08
15	39.20	33.30	24.70	19.39
25	53.05	47.04	38.40	33.24
37	69.40	63.50	54.80	49.86

RoHS compliant
Unit:mm

Scale	Free
TOLERANCE	
X.	±0.38
X.X	±0.25
X.XX	±0.13
DIM	TOL
X.°	±3°
X.X°	±1.0°
Angle	TOL

Id.	Modification	Date	Name
⑤	Add page 3&page4	20.07.2020	Winnie
④	Add selective 30u"Au	20.05.2020	Winnie
③	Add operating temperature&50 Pins	30.08.2019	Winnie
②	Add the waving soldering temperature	10.08.2017	Winnie
①	Correct postion "E"	14.07.2017	Winnie
⓪	Drawn	15.08.2012	Lucas

	Date	Name
Drawn	15.08.2012	Lucas
Approved	20.07.2020	Winnie

ASSMANN WSW components

Description: D-sub Pitch Male Pitch 2.77

ASSMANN WSW-No.
A-DF xx AA/Z-x

Drawing-No.
ASS 4887 CO

rev05

Customer-No.

Sheet 2/4

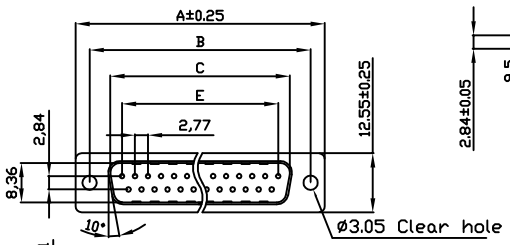

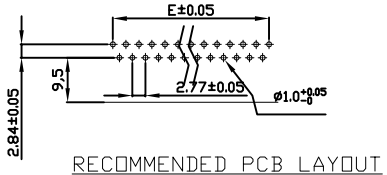

RECOMMENDED PCB LAYOUT
FEMALE\MALE

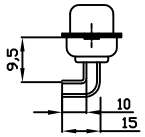

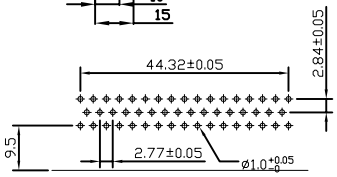

RECOMMENDED PCB LAYOUT
FEMALE\MALE

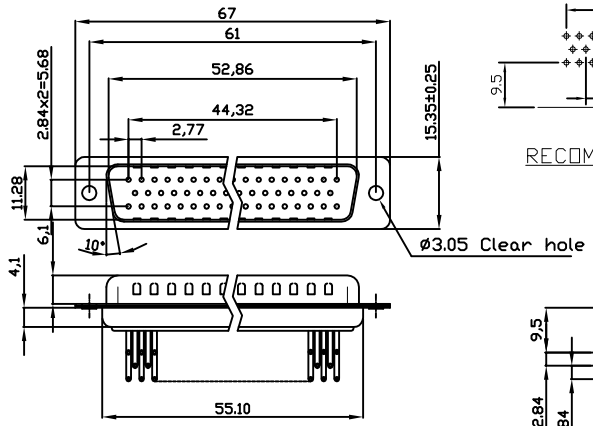

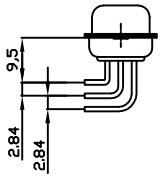

50 Positions Machined Pin (W/O Rear Cover)

NOTES:

MATERIAL
Insulator: Glass-filled thermoplastic PBT UL94V-0
CONTACT
Mating side: Copper alloy,
Option: Gold-flash on contact
Option: selective Au30μ" on contact area over 50μ" min Nickel
Solder side: Copper alloy,100μ" Tin plated on solder area over 50μ" min Nickel
Shell: Steel, 100μ" Tin Over 50μ" min Copper
ELECTRICAL
Current Rating: 5 AMP
Voltage Rating: 250VAC/rms 60Hz
Contact Resistance: 20mΩ Max at 1AMP DC
Insulation Resistance: 1000MΩ min at 500VDC
Withstand Voltage: 1000V AC/rms 60Hz for 1 minute
Operating temperature: -55℃ ~ +105℃
Packing: Tray

Order Code:
A-Dx xx-AA/Z-x-SC
Contact style:
F - Female
S - Male
Empty - Gold Flash/Sn
1 - Au 30u"/Sn
No. of Contacts
09 / 15 /25 / 37/50

9.4mm Footprint Machined Pin (W/O Rear Cover)
Dimensions

Positions	A	B	C	E
9	30.81	24.99	16.92	11.08
15	39.20	33.30	25.25	19.39
25	53.05	47.04	38.96	33.24
37	69.40	63.50	55.42	49.86

RoHS compliant
Unit:mm

Scale	Free
TOLERANCE	
X.	±0.50
X.X	±0.25
X.XX	±0.13
DIM	TOL
X.	±3°
X.X	±1°
Angle	TOL

Id.	Modification	Date	Name
⑤	Add page 3&page4	20.07.2020	Winnie
④	Add selective 30u"Au	20.05.2020	Winnie
③	Add operating temperature&50 Pins	30.08.2019	Winnie
②	Add the waving soldering temperature	10.08.2017	Winnie
①	Correct postion "E"	14.07.2017	Winnie
⓪	Drawn	15.08.2012	Lucas

	Date	Name
Drawn	15.08.2012	Lucas
Approved	20.07.2020	Winnie

ASSMANN WSW components

Description: D-sub
Pitch Male Pitch 2.77
Short contacts on solder side

ASSMANN WSW-No.
A-DS xx AA/Z-SC

Drawing-No.
ASS 4887 CO

rev05

Replace

Sheet 3/4

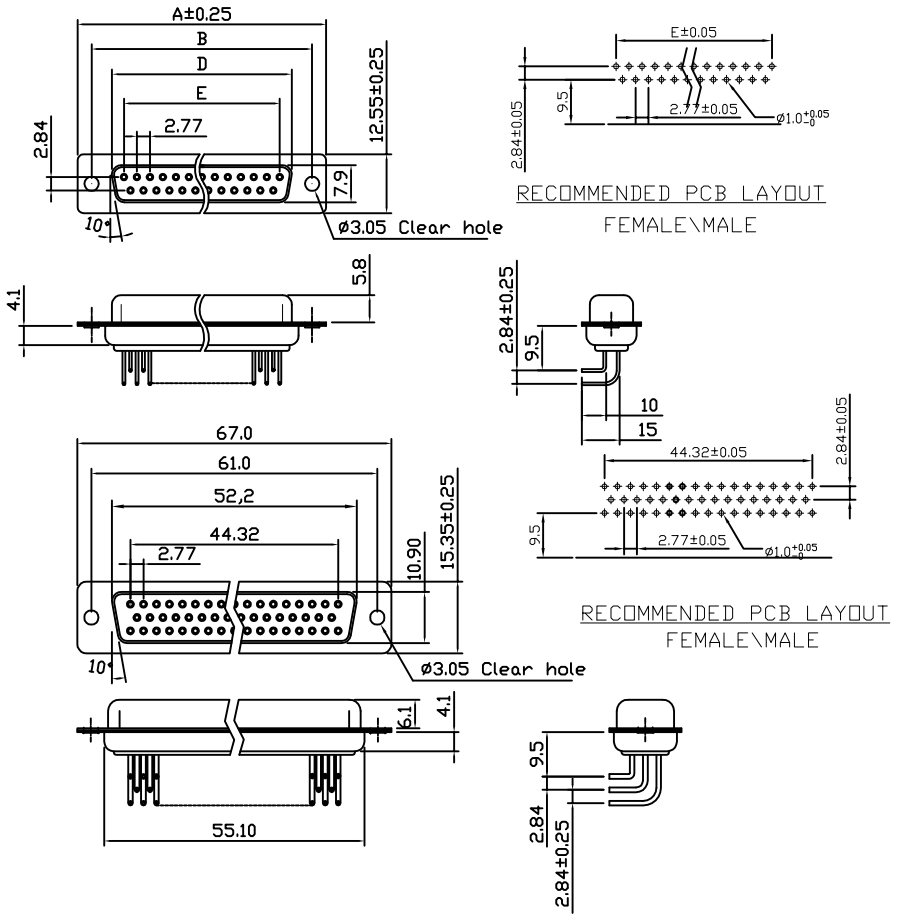

50 Positions Machined Pin (W/O Rear Cover)

NOTES:

MATERIAL
Insulator: Glass-filled thermoplastic PBT UL94V-0
CONTACT
Mating side: Copper alloy,
Option: Gold-flash on contact
Option: selective Au30μ" on contact area over 50μ" min Nickel
Solder side: Copper alloy,100μ" Tin plated on solder area over 50μ" min Nickel
Shell: Steel, 100μ" Tin Over 50μ" min Copper

ELECTRICAL

Current Rating:	5 AMP
Voltage Rating:	250VAC/rms 60Hz
Contact Resistance:	20mΩ Max at 1AMP DC
Insulation Resistance:	1000MΩ min at 500VDC
Withstand Voltage:	1000V AC/rms 60Hz for 1 minute
Operating temperature:	-55℃ ~ +105℃
Packing:	Tray

Order Code:
A-Dx xx-AA/Z-x-SC

Contact style:
F - Female
S - Male

Empty - Gold Flash/Sn
1 - Au 30u"/Sn

No. of Contacts
09 / 15 /25 / 37/50

9.4mm Footprint Machined Pin (W/O Rear Cover)

Dimensions

Positions	A	B	C	E
9	30.81	24.99	16.92	11.08
15	39.20	33.30	25.25	19.39
25	53.05	47.04	38.96	33.24
37	69.40	63.50	55.42	49.86

RoHS compliant
Unit:mm

Scale	Free
TOLERANCE	
X.	±0.50
X.X	±0.25
X.XX	±0.13
DIM	TOL
X.	±3°
X.X	±1°
Angle	TOL

Id.	Modification	Date	Name
⑤	Add page 3&page4	20.07.2020	Winnie
④	Add selective 30u"Au	20.05.2020	Winnie
③	Add operating temperature&50 Pins	30.08.2019	Winnie
②	Add the waving soldering temperature	10.08.2017	Winnie
①	Correct postion "E"	14.07.2017	Winnie
⓪	Drawn	15.08.2012	Lucas

	Date	Name
Drawn	15.08.2012	Lucas
Approved	20.07.2020	Winnie

ASSMANN WSW components

Description: D-sub
Pitch Female Pitch 2.77
Short contacts on solder side

ASSMANN WSW-No.
A-DF xx AA/Z-SC

Drawing-No.
ASS 4887 CO

rev05

Replace

Sheet 4/4