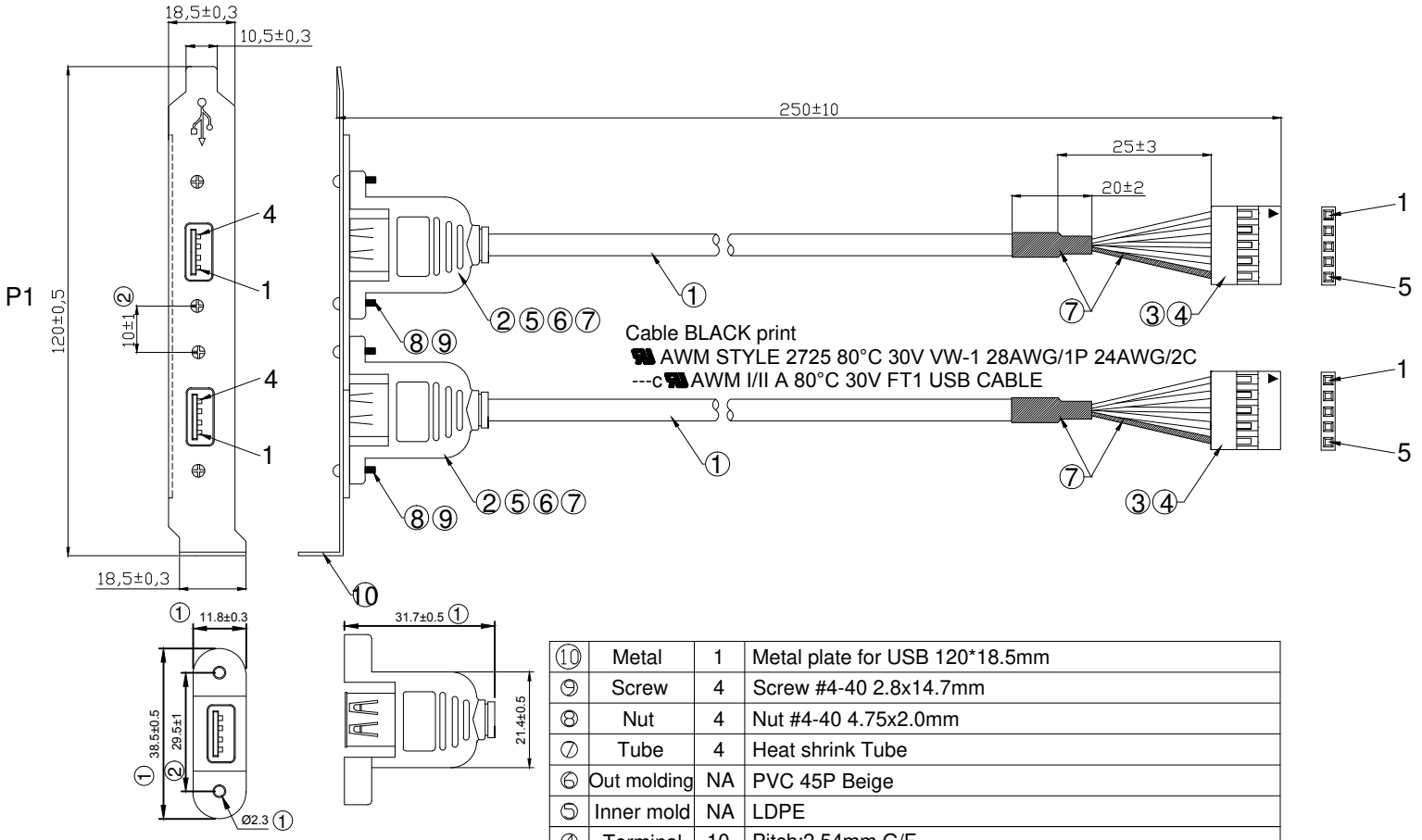

NO.	NAME.	Q'TY	SPECIFICATION
⑩	Metal	1	Metal plate for USB 120*18.5mm
⑨	Screw	4	Screw #4-40 2.8x14.7mm
⑧	Nut	4	Nut #4-40 4.75x2.0mm
⑦	Tube	4	Heat shrink Tube
⑥	Out molding	NA	PVC 45P Beige
⑤	Inner mold	NA	LDPE
④	Terminal	10	Pitch:2.54mm G/F
③	Housing	2	Pitch:2.54mm 5P Housing Black
②	CONN	2	USB A Female Shell:Nickel Pin:G/F Insulator color: White
①	Cable	2	USB2.0 UL2725 28#/1P+24#/2C+AEB OD:4.7mm Beige

Electrical test:
1. 100% short, open, miss wire test
2. Conduct resistance: 2 Ohm max.
3. Insulator resistance: 5Mohm min.
4. Dielectric test: DC 300V

PIN ASSIGNMENT

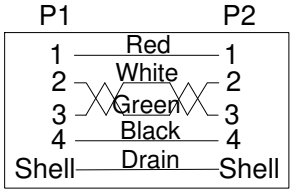

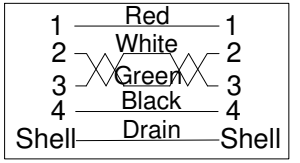

RoHS compliant

Unit: mm

Scale	Free
TOLERANCE	
DIM	TOL
Angle	TOL

Id.	Modification	Date	Name
②	Update the dimension	29.05.2018	Winnie
①	add the dimension of over molding	04.08.2017	Winnie
⓪	Drawn	07.07.2016	Amy

	Date	Name
Drawn	07.07.2016	Amy
Approved	29.05.2018	Winnie

ASSMANN WSW components

Customer-No.

ASSMANN WSW-No. AK674

Drawing-No. ASS 7689 CA

rev02

Replace

Sheet