COAXIAL

Precision Fixed Attenuator BW-N20W20+

50Ω 20 W 20 dB DC to 18 GHz N-Female to N-Male

FEATURES

- DC to 18 GHz
- Precision Attenuation
- Excellent VSWR, 1.30:1 Typ.
- Stainless Steel N-Male and Female Connectors



Generic photo used for illustration purposes only

Model No.	BW-N20W20+
Case Style	DC1645
Connectors	N-Female to N-Male

+RoHS Compliant
The +Suffix identifies RoHS Compliance.
See our website for methodologies and qualifications

APPLICATIONS

- Impedance Matching
- Instrumentation
- Test Setups
- High Power Measurements

ELECTRICAL SPECIFICATIONS AT +25°C

Parameter	Condition (GHz)	Min.	Typ.	Max.	Unit
Frequency Range		DC		18	GHz
Attenuation	DC - 18		20		dB
	DC - 12.4	19.25		20.75	
	12.4 - 18	19.0		21.0	
VSWR	DC - 6			1.3	:1
	6 - 12.4			1.3	
	12.4 - 18			1.4	
Input Power[1]	DC - 18			20	W

1. Max. Power at +25°C ambient, derate linearly to 4 W +100°C. Peak power 500 W max. 5 µsec. pulse width, 100 Hz PRF.

ABSOLUTE MAXIMUM RATINGS[2]

Parameter	Ratings
Operating Temperature[3]	-55°C to +100°C
Storage Temperature	-55°C to +100°C

2. Permanent damage may occur if any of these limits are exceeded.
3. +85°C with output into open or short.

ELECTRICAL SCHEMATIC

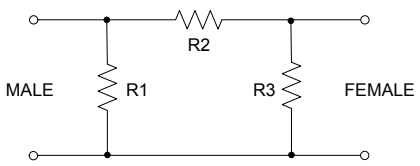

REV. E
ECO-024469
BW-N20W20+
MCL NY
250210

COAXIAL

Precision Fixed Attenuator BW-N20W20+

50Ω 20 W 20 dB DC to 18 GHz N-Female to N-Male

OUTLINE DRAWING

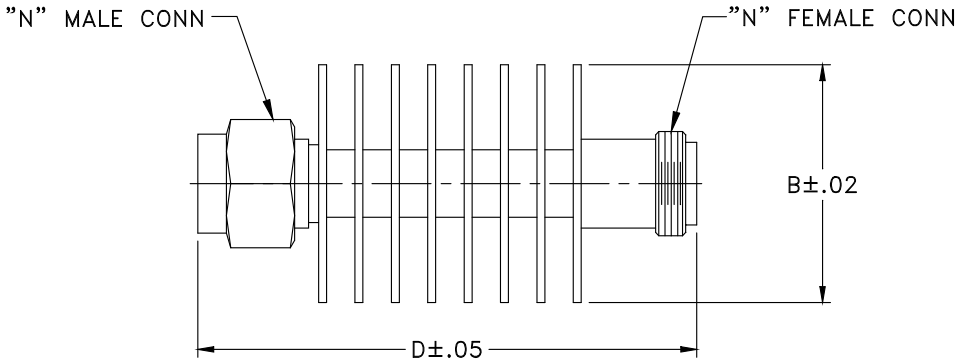

OUTLINE DIMENSIONS (Inch / mm)

A	B	C	D	E	wt
--	1.50	--	3.04	--	grams
--	38.10	--	77.22	--	86.0

COAXIAL

Precision Fixed Attenuator BW-N20W20+

50Ω 20 W 20 dB DC to 18 GHz N-Female to N-Male

TYPICAL PERFORMANCE DATA AND CHARTS

Frequency (GHz)	Attenuation (dB)	VSWR (:1)
0.01	19.96	1.00
2.0	20.09	1.05
4.0	20.07	1.07
6.0	20.03	1.06
8.0	20.07	1.14
10.0	19.86	1.07
12.4	20.03	1.06
14.0	19.66	1.10
16.0	19.48	1.12
18.0	19.55	1.13

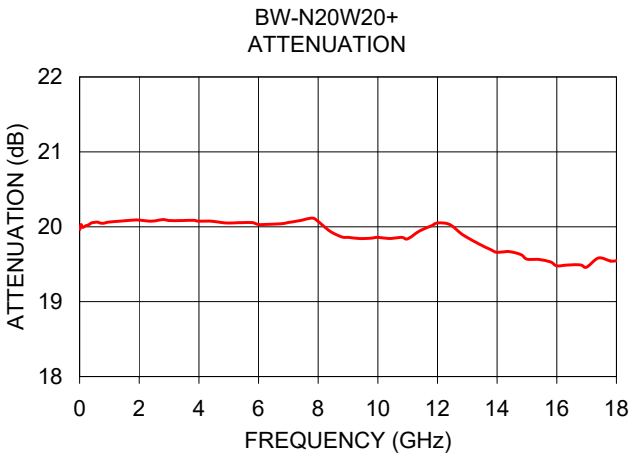

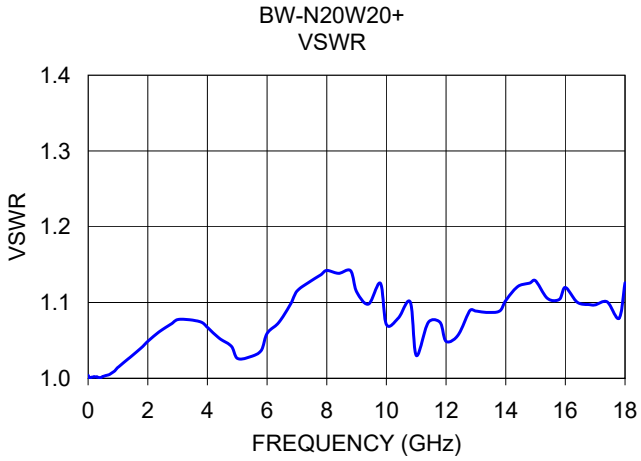

NOTES

A. Performance and quality attributes and conditions not expressly stated in this specification document are intended to be excluded and do not form a part of this specification document.
B. Electrical specifications and performance data contained in this specification document are based on Mini-Circuits' applicable established test performance criteria and measurement instructions.
C. The parts covered by this specification document are subject to Mini-Circuits' standard limited warranty and terms and conditions (collectively, "Standard Terms"); Purchasers of this part are entitled to the rights and benefits contained therein. For a full statement of the standard terms and the exclusive rights and remedies thereunder, please visit Mini-Circuits' website at www.minicircuits.com/terms/viewterm.html