MDS Series
Micro Snap-acting Detect Switches



Features/Benefits

- ***Snap-acting tactile feel***
- ***Small package size***
- ***Available in vertical or right angle PCB mount***
- ***Long total travel of 2,9 mm***
- ***RoHS compliant and compatible***

Typical Applications

- ***Detect the presence of a mechanical device***
- ***Medical devices***
- ***Consumer electronic devices***

Specifications

CONTACT RATING: 0.3A @ 6 VDC.
MECHANICAL & ELECTRICAL LIFE: 10,000 operations.
CONTACT RESISTANCE: 200 m Ω max.
OPERATING TEMPERATURE: –25ºC to +70ºC.
SOLDERABILITY: Wave solder, no wash.
PACKAGING: Bulk except tape and reel 2,100
OPERATING FORCE: 65g Max.
RELEASE FORCE: 8g Min.

Materials

BASE: PA6T
COVER & ACTUATOR: PA46T
MOVABLE CONTACT: Copper alloy, silver plated.
STATIONARY CONTACTS: Copper alloy, silver plated.
TERMINALS: Copper alloy, tin plated.

NOTE: MDS series is RoHS compliant, and compatible. See technical data section of this catalog for RoHS compliant and compatible definitions and specifications.

NOTE: Specifications and materials listed above are for switches with standard options. For information on specific and custom switches, consult Customer Service Center.

How To Order

Complete part numbers for MDS Series Switches are shown below.



MDS001C
SPDT

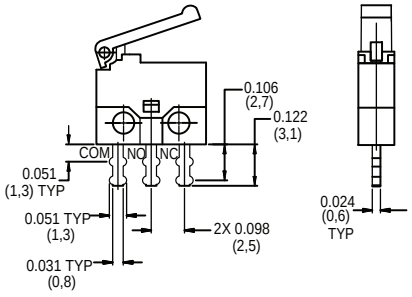

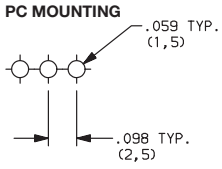

PART NUMBER	DESCRIPTION
MDS001C	Vertical
SCHEMATIC	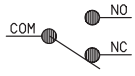
SPDT	



MDS002C
SPDT

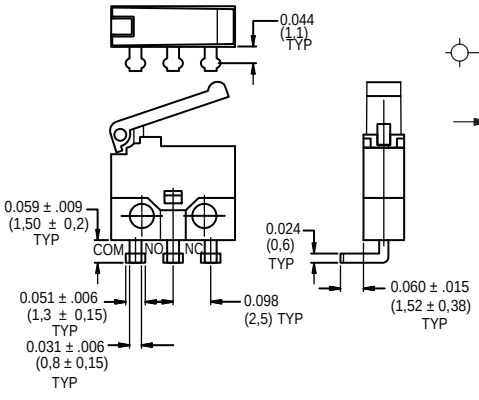

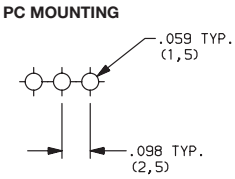

PART NUMBER	DESCRIPTION
MDS002C	Right Angle, Left bend
SCHEMATIC	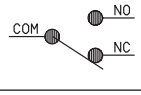
SPDT	

For all other dimensions
see MDS001C

Third Angle Projection

Dimensions are shown: Inch (mm)
Specifications and dimensions subject to change

MDS Series
Micro Snap-acting Detect Switches



MDS003C
SPDT

PART NUMBER	DESCRIPTION
MDS003C	Right Angle, Right bend
SCHEMATIC 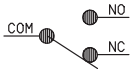 SPDT	

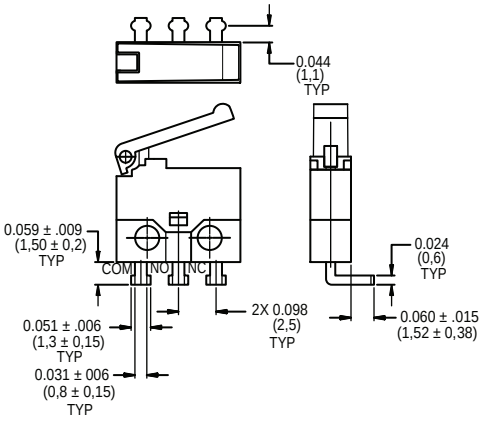

PC MOUNTING

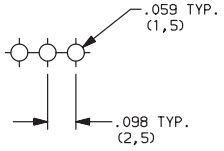

PART NUMBER	DESCRIPTION
MDS005C	Right Angle, Right bend
SCHEMATIC 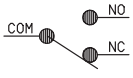 SPDT	

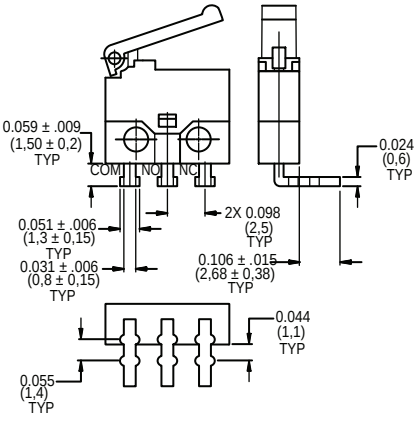

PC MOUNTING

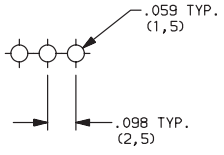

PART NUMBER	DESCRIPTION
MDS006C	Right Angle, Left Bend
SCHEMATIC 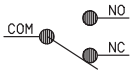 SPDT	

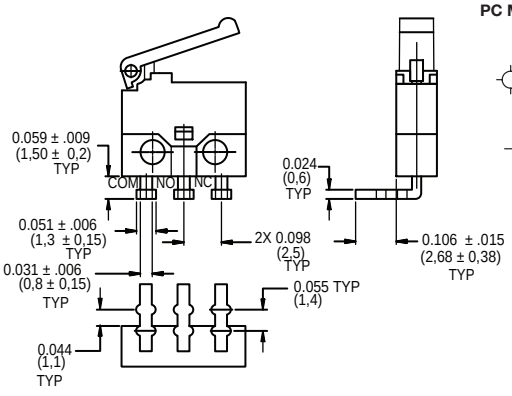

PC MOUNTING

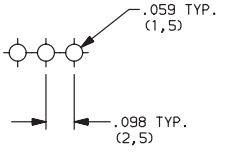

PART NUMBER	DESCRIPTION
MDS007C	Vertical
SCHEMATIC 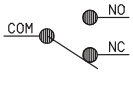 SPDT	

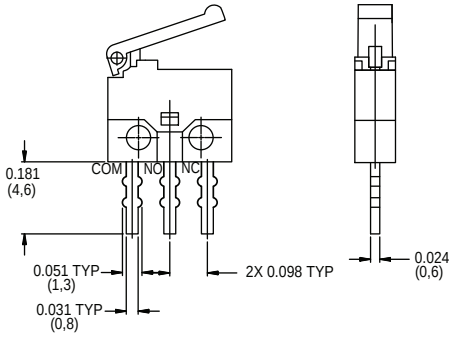

PC MOUNTING

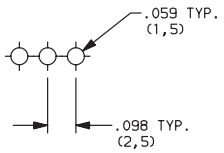

Third Angle Projection

Dimensions are shown: Inch (mm)
Specifications and dimensions subject to change

F
Detect

PART NUMBER	DESCRIPTION
MDS008C	SMT Left Mount
SCHEMATIC 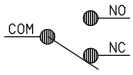 SPDT	

Note: Tape and Reel quantity is 2,100

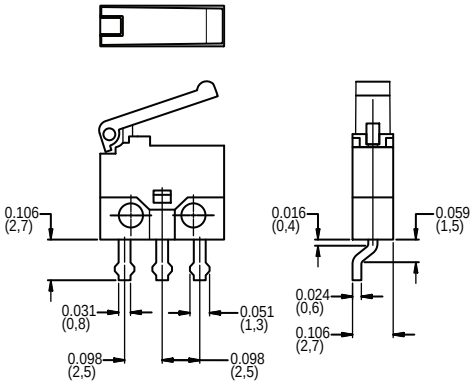

Recommended SMT Mounting

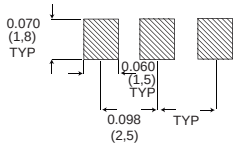



MDS009C
SPDT

PART NUMBER	DESCRIPTION
MDS009C	SMT Right Mount
SCHEMATIC 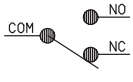 SPDT	

Note: Tape and Reel quantity is 2,100

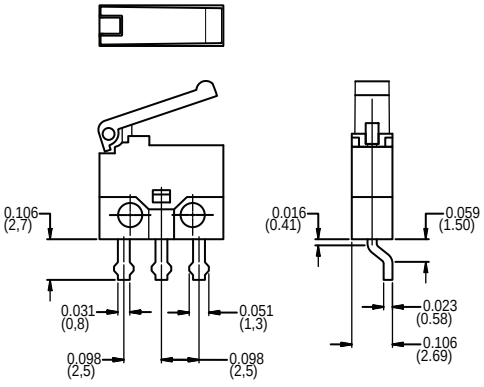

Recommended SMT Mounting

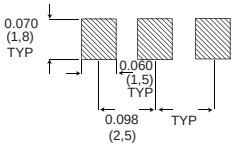

MDS Operating Characteristics

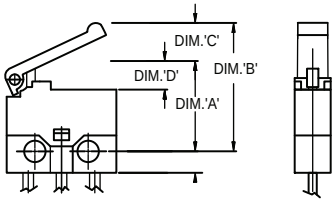

OPERATING CHARACTERISTICS	
OPERATING POSITION - DIM.'A'	.276+.015/-.02 (7,0+0,4/-0,5)
FREE POSITION - DIM.'B'	.378(9,6) MAX
PRETRAVEL - DIM.'C'	.098(2,5) MAX
OVER TRAVEL - DIM.'D'	.006(0,15) MIN
CONTACT RATING	0.3A 6V DC
OPERATING FORCE	65 gf MAX.

TAPE & REEL

SMT Left

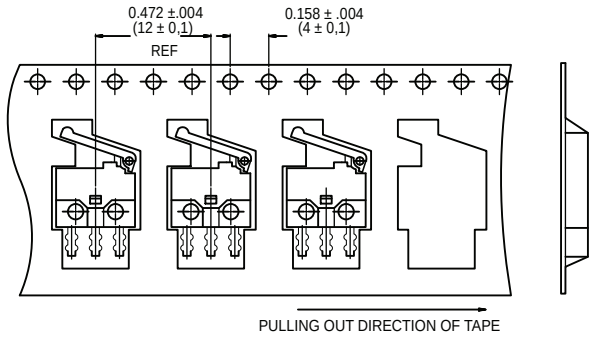

SMT Right

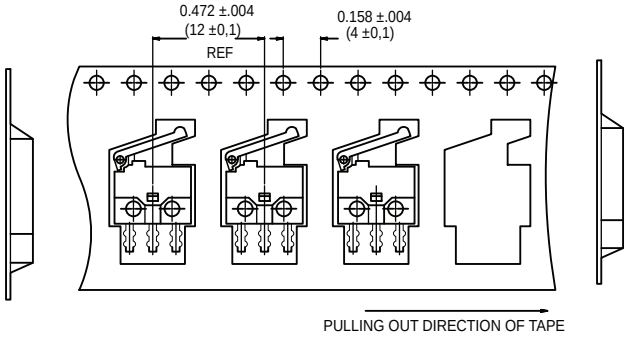

Note: MDS008 and MDS009 supplied in carrier tape meeting the EIA-481-2 standard for the 24mm tape. Packaging quantity: 2,100 pieces per reel.

Third Angle Projection

Dimensions are shown: Inch (mm)
Specifications and dimensions subject to change