MSCGLQ50DH120CTBL2NG

Asymmetrical Bridge High-Speed IGBT4 Power Module

Product Overview

The MSCGLQ50DH120CTBL2NG device is a 1200 V, 50 A asymmetrical bridge high-speed IGBT4 power module.

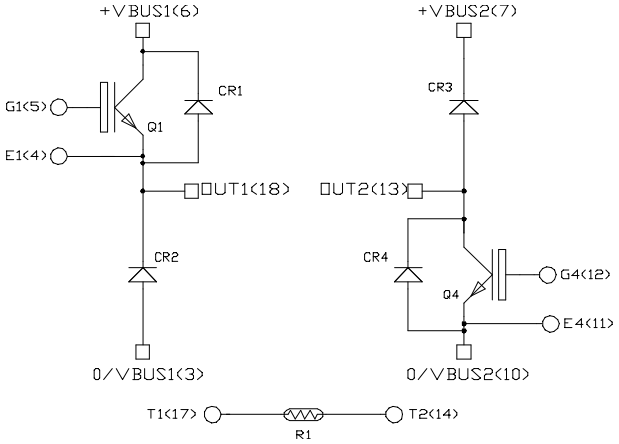

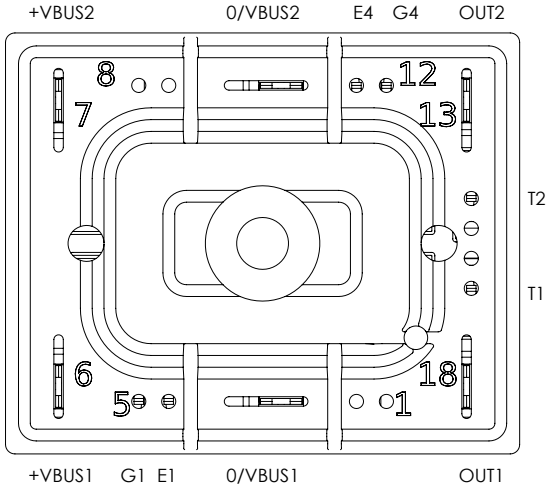

All ratings at T_J = 25°C, unless otherwise specified.

Caution: These devices are sensitive to electrostatic discharge. Proper handling procedures must be followed.

© 2021 Microchip Technology Inc.
and its subsidiaries

Features

The following are the key features of MSCGLQ50DH120CTBL2NG device:

- High speed IGBT4
  - Low voltage drop
  - Low leakage current
  - Low switching losses
- SiC Schottky Diode
  - Zero reverse recovery
  - Zero forward recovery
  - Temperature independent switching behavior
  - Positive temperature coefficient on VF
- Very low stray inductance
- Ultra low weight and profile
- Kelvin source for easy drive
- Si3N4 substrate with thick copper for improved thermal performance
- Internal thermistor for temperature monitoring
- Extended temperature range

Benefits

The following are the benefits of MSCGLQ50DH120CTBL2NG device:

- High efficiency converter
- Outstanding performance at high frequency operation
- Direct mounting to heatsink (isolated package)
- Low junction-to-heatsink thermal resistance
- Low profile
- RoHS Compliant
- Solderable terminals both for power and signal for easy PCB mounting
- Very integrated power conversion system

Application

The following are the applications of MSCGLQ50DH120CTBL2NG device:

- High reliability power systems
- High Efficiency AC/DC and DC/AC converters
- Motor control

© 2021 Microchip Technology Inc.
and its subsidiaries

1. Electrical Specifications

This section provides the electrical specifications of MSCGLQ50DH120CTBL2NG device.

1.1 IGBT4 Characteristics (Per IGBT)

The following table lists the absolute maximum ratings of MSCGLQ50DH120CTBL2NG device.

Table 1-1. Absolute Maximum Ratings

Symbol	Parameter		Maximum Ratings	Unit
V_{CES}	Collector-Emitter voltage		1200	V
I_C	Continuous collector current	T_H = 25°C	110	A
		T_H = 100°C	50	
I_{CM}	Pulsed collector current	T_H = 25°C	180	
V_{GE}	Gate-Emitter voltage		±20	V
P_D	Power dissipation	T_H = 25 °C	375	W

The following table lists the electrical characteristics of MSCGLQ50DH120CTBL2NG device.

Table 1-2. Electrical Characteristics

Symbol	Characteristic	Test Conditions		Min	Typ	Max	Unit
I_{CES}	Zero gate voltage collector current	V_{GE} = 0 V V_{CE} = 1200 V		—	—	25	µA
$V_{CE(sat)}$	Collector emitter saturation voltage	V_{GE} = 15 V I_C = 50 A	T_J = 25°C	1.7	2.05	2.4	V
			T_J = 150°C	—	2.6	—	
$V_{GE(th)}$	Gate threshold voltage	V_{GE} = V_{CE} I_C = 1.7 mA		5.3	5.8	6.3	V
I_{GES}	Gate-Emitter leakage current	V_{GE} = 20 V V_{CE} = 0 V		—	—	150	nA

© 2021 Microchip Technology Inc.
and its subsidiaries

The following table lists the dynamic characteristics of MSCGLQ50DH120CTBL2NG device.

Table 1-3. Dynamic Characteristics

Symbol	Characteristic	Test Conditions		Min	Typ	Max	Unit
C_{ies}	Input capacitance	V_{GE} = 0 V V_{CE} = 25 V f = 1 MHz		—	2770	—	pF
C_{oes}	Output capacitance			—	185	—	
C_{res}	Reverse transfer capacitance			—	160	—	
Q_g	Total gate charge	V_{GE} = 15 V V_{CE} = 960 V I_C = 50 A		—	230	—	nC
$T_{d(on)}$	Turn-on delay time	V_{GE} = ±15 V V_{Bus} = 600 V I_C = 50 A R_G = 10 Ω	T_J = 150°C	—	30	—	ns
T_r	Rise time			—	49	—	
$T_{d(off)}$	Turn-off delay time			—	366	—	
T_f	Fall time				48	—	
E_{on}	Turn-on switching energy	V_{GE} = ±15 V V_{Bus} = 600 V I_C = 50 A R_G = 10 Ω	T_J = 150°C	—	2.8	—	mJ
E_{off}	Turn-off switching energy		T_J = 150°C	—	2.8	—	
R_G	Integrated gate resistor			—	4	—	Ω
I_{SC}	Short circuit data	V_{GE} ≤ 15 V V_{Bus} = 900 V t_p ≤ 10 µs	T_j = 150°C	—	190		A
R_{thJH}	Junction-to-heatsink thermal resistance	λpaste = 3.4 W/mK		—	0.4	—	°C/W

1.2 Chopper SiC Diode Ratings and Characteristics (Per SiC Diode)

The following table lists the chopper SiC diode ratings and characteristics of MSCGLQ50DH120CTBL2NG device.

Table 1-4. Chopper SiC Diode Ratings and Characteristics

Symbol	Characteristic	Test Conditions		Min	Typ	Max	Unit
V_{RRM}	Peak repetitive reverse voltage			—	—	1200	V
I_{RM}	Reverse leakage current	V_R = 1200 V	T_J = 25°C	—	10	200	µA
			T_J = 175°C	—	150	—	
I_F	DC forward current		T_H = 100°C	—	30	—	A
V_F	Diode forward voltage	I_F = 30 A	T_J = 25°C	—	1.5	1.8	V
			T_J = 175°C	—	2.1	—	
Q_C	Total capacitive charge	V_R = 600 V		—	130	—	nC
C	Total capacitance	f = 1 MHz V_R = 400 V		—	141	—	pF
		f = 1 MHz V_R = 800 V		—	105	—	
R_{thJH}	Junction-to-heatsink thermal resistance	λpaste = 3.4 W/mK		—	0.854	—	°C/W

1.3 IGBT Parallel SiC Diode Ratings and Characteristics (Per SiC Diode)

The following table lists the IGBT parallel SiC diode ratings and characteristics of MSCGLQ50DH120CTBL2NG device.

Table 1-5. IGBT Parallel SiC Diode Ratings and Characteristics

Symbol	Characteristic	Test Conditions		Min	Typ	Max	Unit
V_{RRM}	Peak repetitive reverse voltage			—	—	1200	V
I_{RM}	Reverse leakage current	V_R = 1200 V	T_J = 25°C	—	10	200	µA
			T_J = 175°C	—	50	—	
I_F	DC forward current		T_H = 110°C	—	10	—	A
V_F	Diode forward voltage	I_F = 10 A	T_J = 25°C	—	1.5	1.8	V
			T_J = 175°C	—	2.1	—	
Q_C	Total capacitive charge	V_R = 600 V		—	48	—	nC
C	Total capacitance	f = 1 MHz V_R = 400 V		—	55	—	pF
		f = 1 MHz V_R = 800 V		—	43	—	
R_{thJH}	Junction-to-heatsink thermal resistance	λpaste = 3.4 W/mK		—	1.63	—	°C/W

© 2021 Microchip Technology Inc.
and its subsidiaries

1.4 Thermal and Package Characteristics

The following table lists the thermal and package characteristics of MSCGLQ50DH120CTBL2NG device.

Table 1-6. Thermal and Package Characteristics

Symbol	Characteristic			Min	Typ	Max	Unit
V_{ISOL}	RMS isolation voltage, any terminal to case t = 1 min, 50 Hz/60 Hz			2500	—	—	V
T_J	Operating junction temperature range			–55	—	175	°C
T_{JOP}	Recommended junction temperature under switching conditions			–55	—	T_{Jmax}–25	
T_{STG}	Storage case temperature			–55	—	125	
T_C	Operating case temperature			–55	—	125	
Torque	Mounting torque	To heatsink	M4	1.5	—	2	N.m
Wt	Package weight			—	21.5	—	g

The following table lists the temperature sensor NTC of MSCGLQ50DH120CTBL2NG device.

Table 1-7. Temperature Sensor NTC

Symbol	Characteristic		Min	Typ	Max	Unit
R_{25}	Resistance at 25 °C		—	50	—	kΩ
$\Delta R_{25}/R_{25}$	—		—	5	—	%
$B_{25/85}$	T_{25} = 298.15 K		—	3952	—	K
ΔB/B	—	T_C = 100°C	—	4	—	%

$$R_T = \frac{R_{25}}{\exp\left[B_{25/85}\left(\frac{1}{T_{25}} - \frac{1}{T}\right)\right]}$$

T: Thermistor temperature
R_T: Thermistor value at T

Note: See APT0406—Using NTC Temperature Sensor Integrated into Power Module for more information.

1.5 Typical IGBT4 Performance Curve (Per IGBT)

This section shows the typical IGBT 4 performance curves of MSCGLQ50DH120CTBL2NG device.

Figure 1-1. Junction-to-Heatsink Thermal Impedance

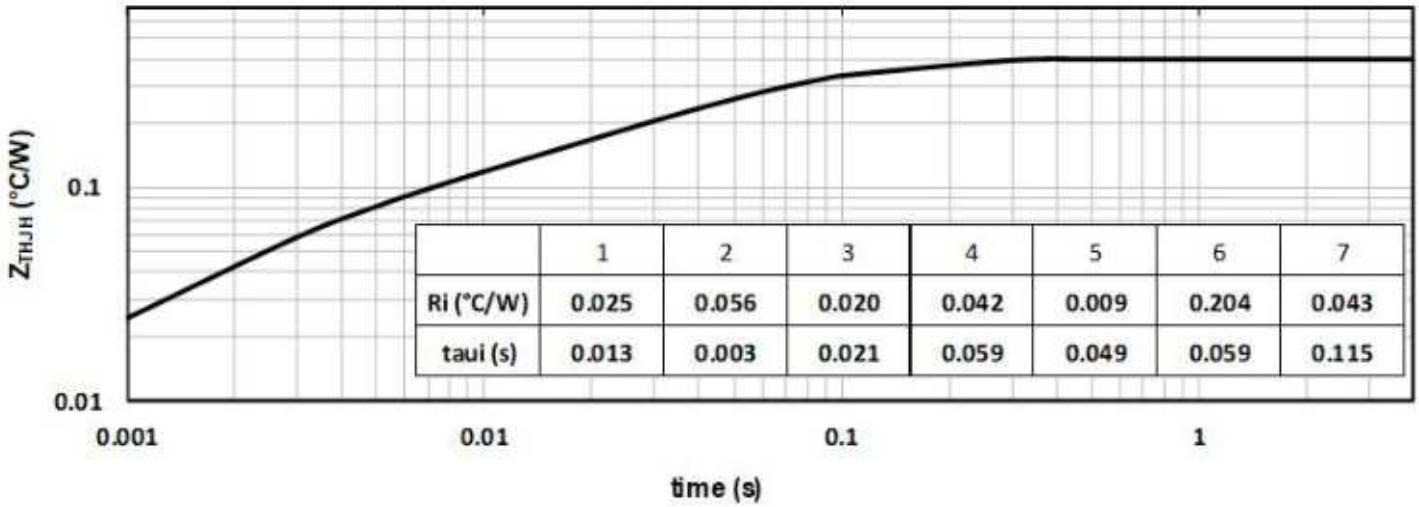

	1	2	3	4	5	6	7
Ri (°C/W)	0.025	0.056	0.020	0.042	0.009	0.204	0.043
taui (s)	0.013	0.003	0.021	0.059	0.049	0.059	0.115

Figure 1-2. Output Characteristics (V_{GE} = 15 V)

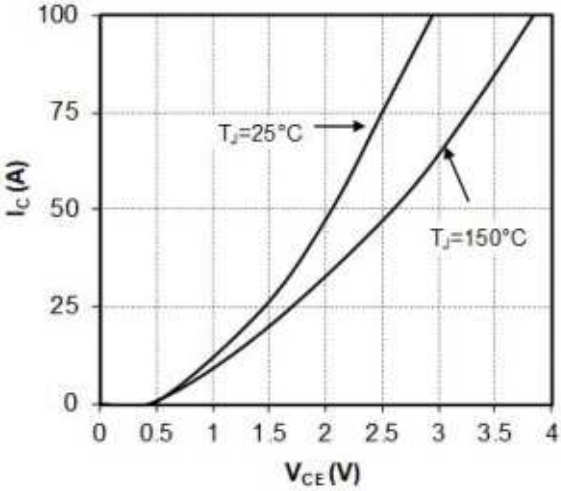

Figure 1-3. Output Characteristics

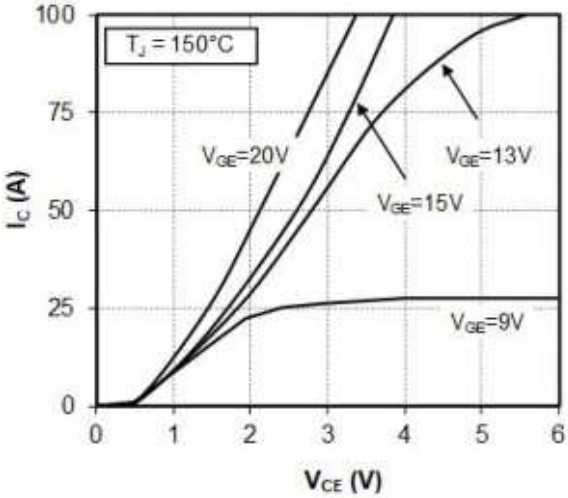

Figure 1-4. Transfer Characteristics

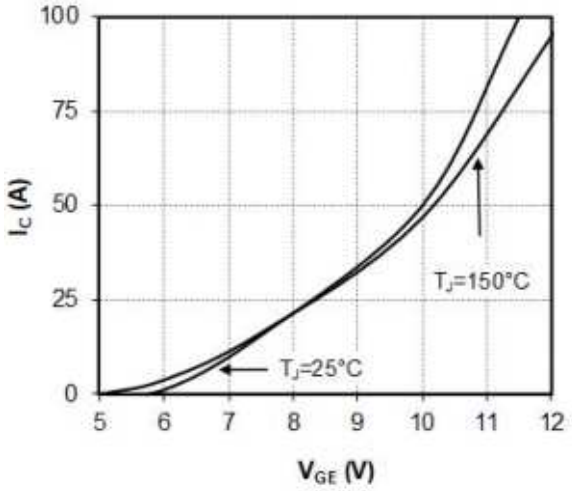

Figure 1-5. Energy losses vs. Collector Current

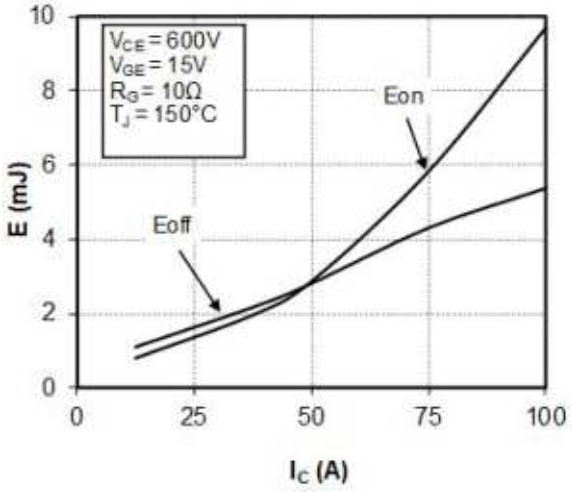

Figure 1-6. Switching Energy Losses vs. Gate Resistance

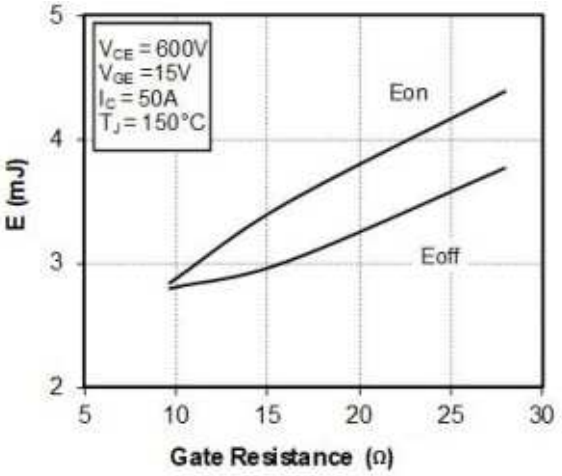

Figure 1-7. Operating Frequency vs. Collector Current

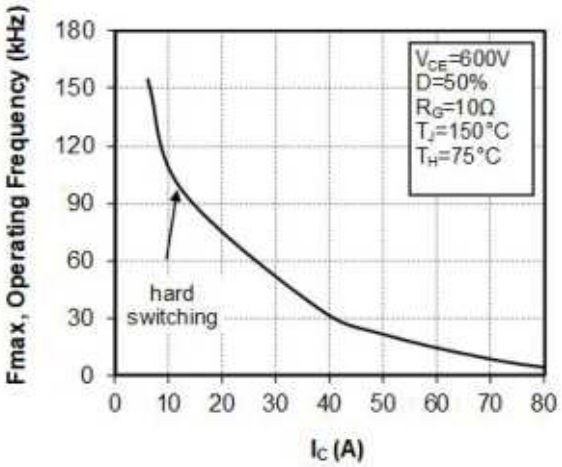

1.6 Typical Chopper SiC Diode Performance Curve (Per SiC Diode)

This section shows the typical chopper SiC diode performance curves of MSCGLQ50DH120CTBL2NG device.

Figure 1-8. Junction-to-Heatsink Thermal Impedance

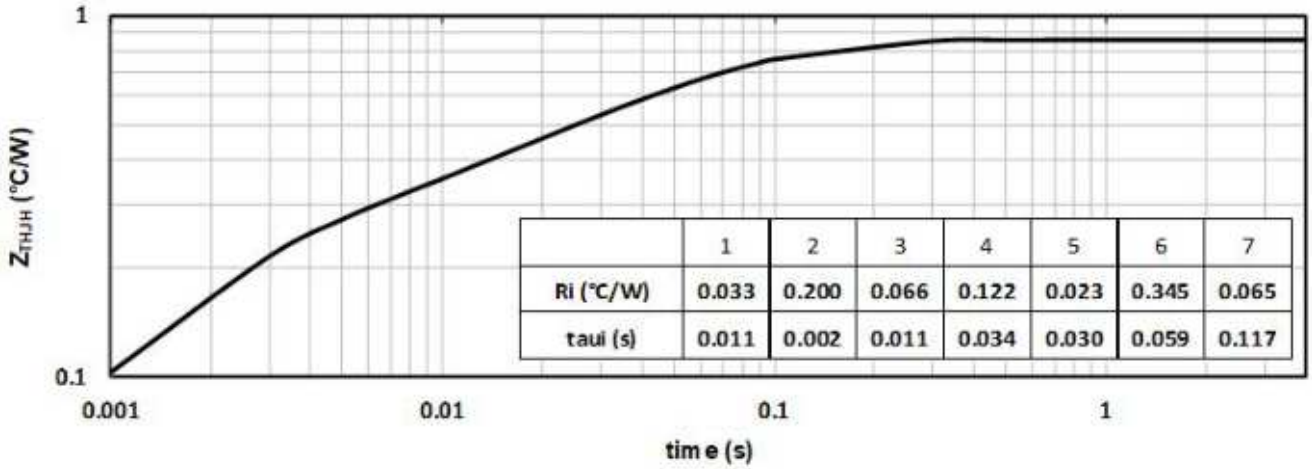

	1	2	3	4	5	6	7
Ri (°C/W)	0.033	0.200	0.066	0.122	0.023	0.345	0.065
taui (s)	0.011	0.002	0.011	0.034	0.030	0.059	0.117

Figure 1-9. Forward Characteristics

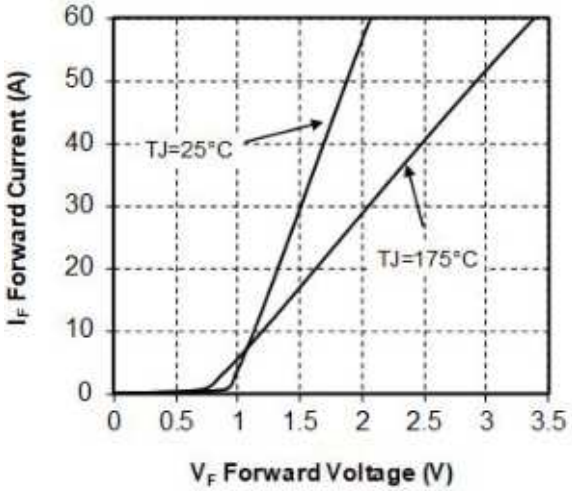

Figure 1-10. Capacitance vs. Reverse Voltage

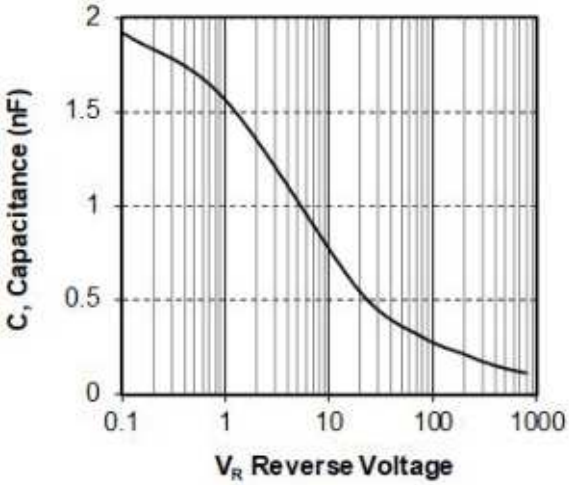

1.7 Typical IGBT Parallel SiC Diode Performance Curve (Per SiC Diode)

This section shows the typical IGBT parallel SiC diode performance curves of MSCGLQ50DH120CTBL2NG device.

Figure 1-11. Junction-to-Heatsink Thermal Impedance

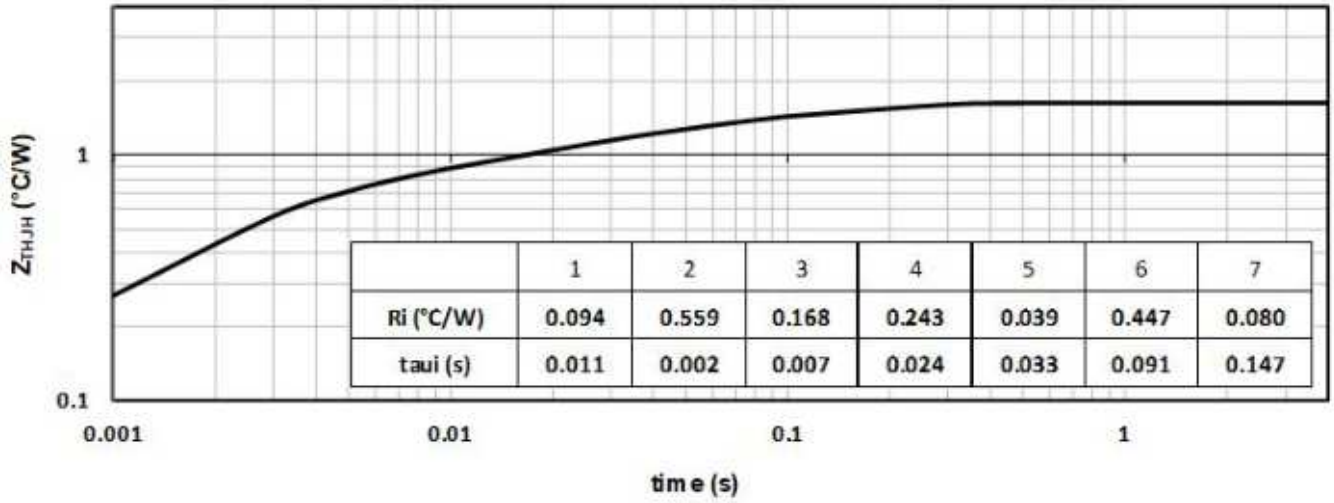

	1	2	3	4	5	6	7
Ri (°C/W)	0.094	0.559	0.168	0.243	0.039	0.447	0.080
taui (s)	0.011	0.002	0.007	0.024	0.033	0.091	0.147

Figure 1-12. Forward Characteristics

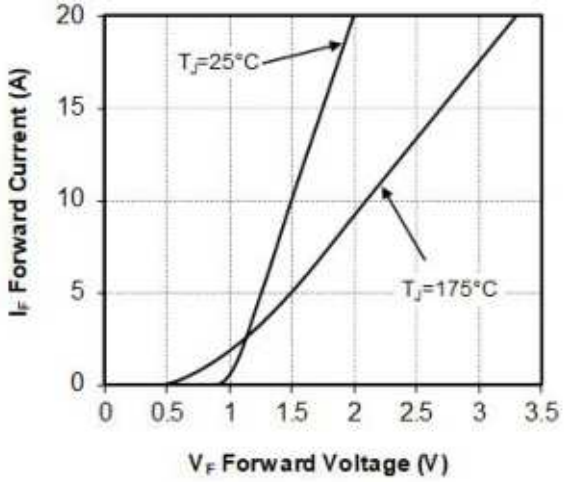

Figure 1-13. Capacitance vs. Reverse Voltage

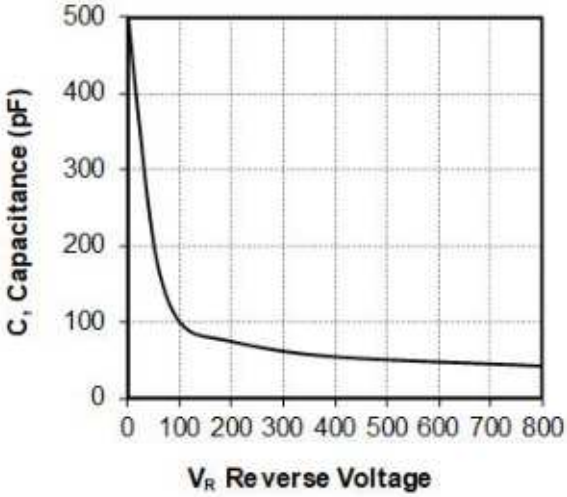

2. Package Specifications

The following section shows the package specification of MSCGLQ50DH120CTBL2NG device.

2.1 Package Outline

The following figure shows the package outline drawing of MSCGLQ50DH120CTBL2NG device. The dimensions in the following figure are in millimeters.

Figure 2-1. Package Outline Drawing

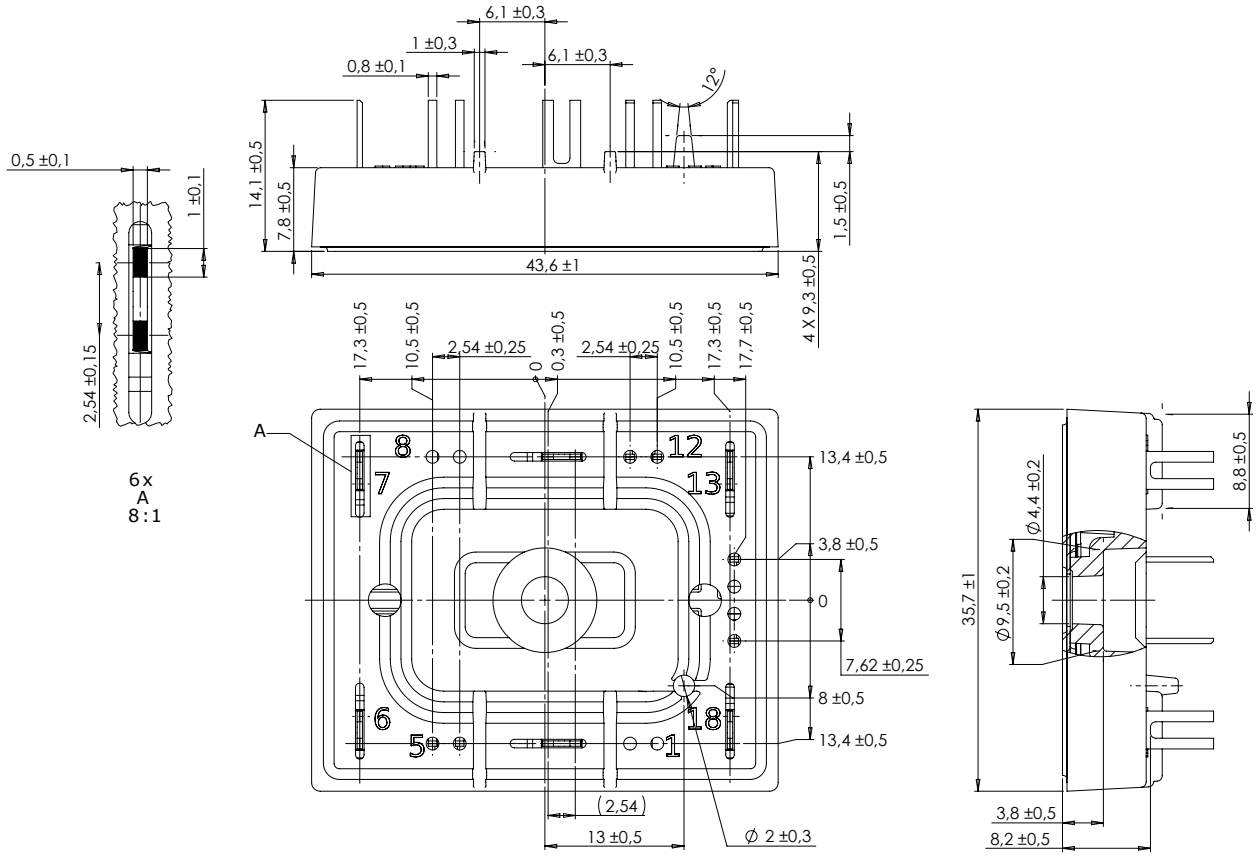

3. Revision History

Revision	Date	Description
A	07/2021	Initial Revision

The Microchip Website

Microchip provides online support via our website at www.microchip.com/. This website is used to make files and information easily available to customers. Some of the content available includes:

- **Product Support** – Data sheets and errata, application notes and sample programs, design resources, user's guides and hardware support documents, latest software releases and archived software
- **General Technical Support** – Frequently Asked Questions (FAQs), technical support requests, online discussion groups, Microchip design partner program member listing
- **Business of Microchip** – Product selector and ordering guides, latest Microchip press releases, listing of seminars and events, listings of Microchip sales offices, distributors and factory representatives

Product Change Notification Service

Microchip's product change notification service helps keep customers current on Microchip products. Subscribers will receive email notification whenever there are changes, updates, revisions or errata related to a specified product family or development tool of interest.

To register, go to www.microchip.com/pcn and follow the registration instructions.

Customer Support

Users of Microchip products can receive assistance through several channels:

- Distributor or Representative
- Local Sales Office
- Embedded Solutions Engineer (ESE)
- Technical Support

Customers should contact their distributor, representative or ESE for support. Local sales offices are also available to help customers. A listing of sales offices and locations is included in this document.

Technical support is available through the website at: www.microchip.com/support

Microchip Devices Code Protection Feature

Note the following details of the code protection feature on Microchip devices:

- Microchip products meet the specifications contained in their particular Microchip Data Sheet.
- Microchip believes that its family of products is secure when used in the intended manner and under normal conditions.
- There are dishonest and possibly illegal methods being used in attempts to breach the code protection features of the Microchip devices. We believe that these methods require using the Microchip products in a manner outside the operating specifications contained in Microchip's Data Sheets. Attempts to breach these code protection features, most likely, cannot be accomplished without violating Microchip's intellectual property rights.
- Microchip is willing to work with any customer who is concerned about the integrity of its code.
- Neither Microchip nor any other semiconductor manufacturer can guarantee the security of its code. Code protection does not mean that we are guaranteeing the product is "unbreakable." Code protection is constantly evolving. We at Microchip are committed to continuously improving the code protection features of our products. Attempts to break Microchip's code protection feature may be a violation of the Digital Millennium Copyright Act. If such acts allow unauthorized access to your software or other copyrighted work, you may have a right to sue for relief under that Act.

© 2021 Microchip Technology Inc.
and its subsidiaries

Legal Notice

Information contained in this publication is provided for the sole purpose of designing with and using Microchip products. Information regarding device applications and the like is provided only for your convenience and may be superseded by updates. It is your responsibility to ensure that your application meets with your specifications.

THIS INFORMATION IS PROVIDED BY MICROCHIP “AS IS”. MICROCHIP MAKES NO REPRESENTATIONS OR WARRANTIES OF ANY KIND WHETHER EXPRESS OR IMPLIED, WRITTEN OR ORAL, STATUTORY OR OTHERWISE, RELATED TO THE INFORMATION INCLUDING BUT NOT LIMITED TO ANY IMPLIED WARRANTIES OF NON-INFRINGEMENT, MERCHANTABILITY, AND FITNESS FOR A PARTICULAR PURPOSE OR WARRANTIES RELATED TO ITS CONDITION, QUALITY, OR PERFORMANCE.

IN NO EVENT WILL MICROCHIP BE LIABLE FOR ANY INDIRECT, SPECIAL, PUNITIVE, INCIDENTAL OR CONSEQUENTIAL LOSS, DAMAGE, COST OR EXPENSE OF ANY KIND WHATSOEVER RELATED TO THE INFORMATION OR ITS USE, HOWEVER CAUSED, EVEN IF MICROCHIP HAS BEEN ADVISED OF THE POSSIBILITY OR THE DAMAGES ARE FORESEEABLE. TO THE FULLEST EXTENT ALLOWED BY LAW, MICROCHIP'S TOTAL LIABILITY ON ALL CLAIMS IN ANY WAY RELATED TO THE INFORMATION OR ITS USE WILL NOT EXCEED THE AMOUNT OF FEES, IF ANY, THAT YOU HAVE PAID DIRECTLY TO MICROCHIP FOR THE INFORMATION. Use of Microchip devices in life support and/or safety applications is entirely at the buyer’s risk, and the buyer agrees to defend, indemnify and hold harmless Microchip from any and all damages, claims, suits, or expenses resulting from such use. No licenses are conveyed, implicitly or otherwise, under any Microchip intellectual property rights unless otherwise stated.

Trademarks

The Microchip name and logo, the Microchip logo, Adaptec, AnyRate, AVR, AVR logo, AVR Freaks, BesTime, BitCloud, chipKIT, chipKIT logo, CryptoMemory, CryptoRF, dsPIC, FlashFlex, flexPWR, HELDO, IGLOO, JukeBlox, KeeLoq, Kleer, LANCheck, LinkMD, maXStylus, maXTouch, MediaLB, megaAVR, Microsemi, Microsemi logo, MOST, MOST logo, MPLAB, OptoLyzer, PackeTime, PIC, picoPower, PICSTART, PIC32 logo, PolarFire, Prochip Designer, QTouch, SAM-BA, SenGenuity, SpyNIC, SST, SST Logo, SuperFlash, Symmetricom, SyncServer, Tachyon, TimeSource, tinyAVR, UNI/O, Vectron, and XMEGA are registered trademarks of Microchip Technology Incorporated in the U.S.A. and other countries.

AgileSwitch, APT, ClockWorks, The Embedded Control Solutions Company, EtherSynch, FlashTec, Hyper Speed Control, HyperLight Load, IntelliMOS, Libero, motorBench, mTouch, Powermite 3, Precision Edge, ProASIC, ProASIC Plus, ProASIC Plus logo, Quiet-Wire, SmartFusion, SyncWorld, Temux, TimeCesium, TimeHub, TimePictra, TimeProvider, WinPath, and ZL are registered trademarks of Microchip Technology Incorporated in the U.S.A.

Adjacent Key Suppression, AKS, Analog-for-the-Digital Age, Any Capacitor, AnyIn, AnyOut, Augmented Switching, BlueSky, BodyCom, CodeGuard, CryptoAuthentication, CryptoAutomotive, CryptoCompanion, CryptoController, dsPICDEM, dsPICDEM.net, Dynamic Average Matching, DAM, ECAN, Espresso T1S, EtherGREEN, IdealBridge, In-Circuit Serial Programming, ICSP, INICnet, Intelligent Paralleling, Inter-Chip Connectivity, JitterBlocker, maxCrypto, maxView, memBrain, Mindi, MiWi, MPASM, MPF, MPLAB Certified logo, MPLIB, MPLINK, MultiTRAK, NetDetach, Omniscient Code Generation, PICDEM, PICDEM.net, PICkit, PICtail, PowerSmart, PureSilicon, QMatrix, REAL ICE, Ripple Blocker, RTAX, RTG4, SAM-ICE, Serial Quad I/O, simpleMAP, SimpliPHY, SmartBuffer, SMART-I.S., storClad, SQI, SuperSwitcher, SuperSwitcher II, Switchtec, SynchroPHY, Total Endurance, TSHARC, USBCheck, VariSense, VectorBlox, VeriPHY, ViewSpan, WiperLock, XpressConnect, and ZENA are trademarks of Microchip Technology Incorporated in the U.S.A. and other countries.

SQTP is a service mark of Microchip Technology Incorporated in the U.S.A.

The Adaptec logo, Frequency on Demand, Silicon Storage Technology, and Symmcom are registered trademarks of Microchip Technology Inc. in other countries.

GestIC is a registered trademark of Microchip Technology Germany II GmbH & Co. KG, a subsidiary of Microchip Technology Inc., in other countries.

All other trademarks mentioned herein are property of their respective companies.

© 2021, Microchip Technology Incorporated, Printed in the U.S.A., All Rights Reserved.

ISBN: 978-1-5224-8528-5

Quality Management System

For information regarding Microchip's Quality Management Systems, please visit www.microchip.com/quality.

Worldwide Sales and Service

AMERICAS	ASIA/PACIFIC	ASIA/PACIFIC	EUROPE
Corporate Office 2355 West Chandler Blvd. Chandler, AZ 85224-6199 Tel: 480-792-7200 Fax: 480-792-7277 Technical Support: www.microchip.com/support Web Address: www.microchip.com **Atlanta** Duluth, GA Tel: 678-957-9614 Fax: 678-957-1455 **Austin, TX** Tel: 512-257-3370 **Boston** Westborough, MA Tel: 774-760-0087 Fax: 774-760-0088 **Chicago** Itasca, IL Tel: 630-285-0071 Fax: 630-285-0075 **Dallas** Addison, TX Tel: 972-818-7423 Fax: 972-818-2924 **Detroit** Novi, MI Tel: 248-848-4000 **Houston, TX** Tel: 281-894-5983 **Indianapolis** Noblesville, IN Tel: 317-773-8323 Fax: 317-773-5453 Tel: 317-536-2380 **Los Angeles** Mission Viejo, CA Tel: 949-462-9523 Fax: 949-462-9608 Tel: 951-273-7800 **Raleigh, NC** Tel: 919-844-7510 **New York, NY** Tel: 631-435-6000 **San Jose, CA** Tel: 408-735-9110 Tel: 408-436-4270 **Canada - Toronto** Tel: 905-695-1980 Fax: 905-695-2078	**Australia - Sydney** Tel: 61-2-9868-6733 **China - Beijing** Tel: 86-10-8569-7000 **China - Chengdu** Tel: 86-28-8665-5511 **China - Chongqing** Tel: 86-23-8980-9588 **China - Dongguan** Tel: 86-769-8702-9880 **China - Guangzhou** Tel: 86-20-8755-8029 **China - Hangzhou** Tel: 86-571-8792-8115 **China - Hong Kong SAR** Tel: 852-2943-5100 **China - Nanjing** Tel: 86-25-8473-2460 **China - Qingdao** Tel: 86-532-8502-7355 **China - Shanghai** Tel: 86-21-3326-8000 **China - Shenyang** Tel: 86-24-2334-2829 **China - Shenzhen** Tel: 86-755-8864-2200 **China - Suzhou** Tel: 86-186-6233-1526 **China - Wuhan** Tel: 86-27-5980-5300 **China - Xian** Tel: 86-29-8833-7252 **China - Xiamen** Tel: 86-592-2388138 **China - Zhuhai** Tel: 86-756-3210040	**India - Bangalore** Tel: 91-80-3090-4444 **India - New Delhi** Tel: 91-11-4160-8631 **India - Pune** Tel: 91-20-4121-0141 **Japan - Osaka** Tel: 81-6-6152-7160 **Japan - Tokyo** Tel: 81-3-6880- 3770 **Korea - Daegu** Tel: 82-53-744-4301 **Korea - Seoul** Tel: 82-2-554-7200 **Malaysia - Kuala Lumpur** Tel: 60-3-7651-7906 **Malaysia - Penang** Tel: 60-4-227-8870 **Philippines - Manila** Tel: 63-2-634-9065 **Singapore** Tel: 65-6334-8870 **Taiwan - Hsin Chu** Tel: 886-3-577-8366 **Taiwan - Kaohsiung** Tel: 886-7-213-7830 **Taiwan - Taipei** Tel: 886-2-2508-8600 **Thailand - Bangkok** Tel: 66-2-694-1351 **Vietnam - Ho Chi Minh** Tel: 84-28-5448-2100	**Austria - Wels** Tel: 43-7242-2244-39 Fax: 43-7242-2244-393 **Denmark - Copenhagen** Tel: 45-4485-5910 Fax: 45-4485-2829 **Finland - Espoo** Tel: 358-9-4520-820 **France - Paris** Tel: 33-1-69-53-63-20 Fax: 33-1-69-30-90-79 **Germany - Garching** Tel: 49-8931-9700 **Germany - Haan** Tel: 49-2129-3766400 **Germany - Heilbronn** Tel: 49-7131-72400 **Germany - Karlsruhe** Tel: 49-721-625370 **Germany - Munich** Tel: 49-89-627-144-0 Fax: 49-89-627-144-44 **Germany - Rosenheim** Tel: 49-8031-354-560 **Israel - Ra'anana** Tel: 972-9-744-7705 **Italy - Milan** Tel: 39-0331-742611 Fax: 39-0331-466781 **Italy - Padova** Tel: 39-049-7625286 **Netherlands - Drunen** Tel: 31-416-690399 Fax: 31-416-690340 **Norway - Trondheim** Tel: 47-72884388 **Poland - Warsaw** Tel: 48-22-3325737 **Romania - Bucharest** Tel: 40-21-407-87-50 **Spain - Madrid** Tel: 34-91-708-08-90 Fax: 34-91-708-08-91 **Sweden - Gothenberg** Tel: 46-31-704-60-40 **Sweden - Stockholm** Tel: 46-8-5090-4654 **UK - Wokingham** Tel: 44-118-921-5800 Fax: 44-118-921-5820

© 2021 Microchip Technology Inc.
and its subsidiaries