PASTERNACK
an INFINITE brand

Directional 30 dB 2.92mm Coupler From 2 GHz to 40 GHz Rated to 30 Watts

Couplers Technical Data Sheet PE2CP1133-30

Features

- 2 GHz to 40 GHz
- 30 Watts CW Max Power
- 30 dB Coupling Value
- Directional 2.92mm Coupler
- Meets Standards for Humidity, Shock, Vibration, Altitude

Applications

- Communications Systems
- GSM, LTE, 5G
- Amplifier Systems
- Point-to-Point Radio
- Automotive Radar
- Defense Applications
- Wireless Telecommunications

Description

The PE2CP1133-30 is an 30 dB RF coupler with 50 ohm 2.92mm connectors operating from 2 GHz to 40 GHz with a maximum input power of 30 Watts CW, and peak power handling of 500 watt. The PE2CP1133-30 has a coupling factor of 30 dB, insertion loss of 1.6 dB maximun and a maximum VSWR of 1.5:1. The coupler operates over a temperature range of -45 to 85° C and meets environmental standard for humidity, shock, vibration, and altitude. Couplers have many Applications and perform several functions within the RF/Microwave industry such as circuit feedback and signal sampling for measurement or monitoring.

Electrical Specifications

Description	Minimum	Typical	Maximum	Units
Frequency Range	2		40	GHz
Impedance		50		Ohms
Coupling	29	30	31	dB
Frequency Sensitivity			±1	dB
Insertion Loss		1.4	1.6	dB
Directivity	10			dB
Main Line VSWR		1.4:1	1.5:1	
Secondary Line VSWR		1.4:1	1.5:1	
Input Power (CW)			30	Watts
Input Power (Peak)			500	Watts

Mechanical Specifications

Housing Material and Plating	Aluminum

Click the following link (or enter part number in “SEARCH” on website) to obtain additional part information including price, inventory and certifications: Directional 30 dB 2.92mm Coupler From 2 GHz to 40 GHz Rated to 30 Watts PE2CP1133-30

Pasternack Enterprises, Inc. • P.O. Box 16759, Irvine, CA 92623
Phone: (866) 727-8376 or (949) 261-1920 • **Fax:** (949) 261-7451
Sales@Pasternack.com • Techsupport@Pasternack.com

© 2019 Pasternack Enterprises All Rights Reserved

PASTERNACK
an INFINITE brand

Directional 30 dB 2.92mm Coupler From 2 GHz to 40 GHz Rated to 30 Watts

Couplers Technical Data Sheet PE2CP1133-30

Configuration

Package Type	Connectorized
Input Connector	2.92mm Female
Output Connector	2.92mm Female
Coupled Connectors	2.92mm Female

Environmental Specifications

Temperature

Operating Range	-45 to +85 deg C
Storage Range	-55 to +125 deg C
Humidity	100% RH at 35°C, 95% RH at 40°C
Shock	20G for 11msec half sine wave, 3 axis both directions
Vibration	25g RMS (15 degrees 2KHz) endurance, 1 hour per axis
Altitude	30,000 ft. (Epoxy Sealed Controlled environment)

Compliance Certifications (see product page for current document)

Plotted and Other Data

Notes:

Typical Performance Data

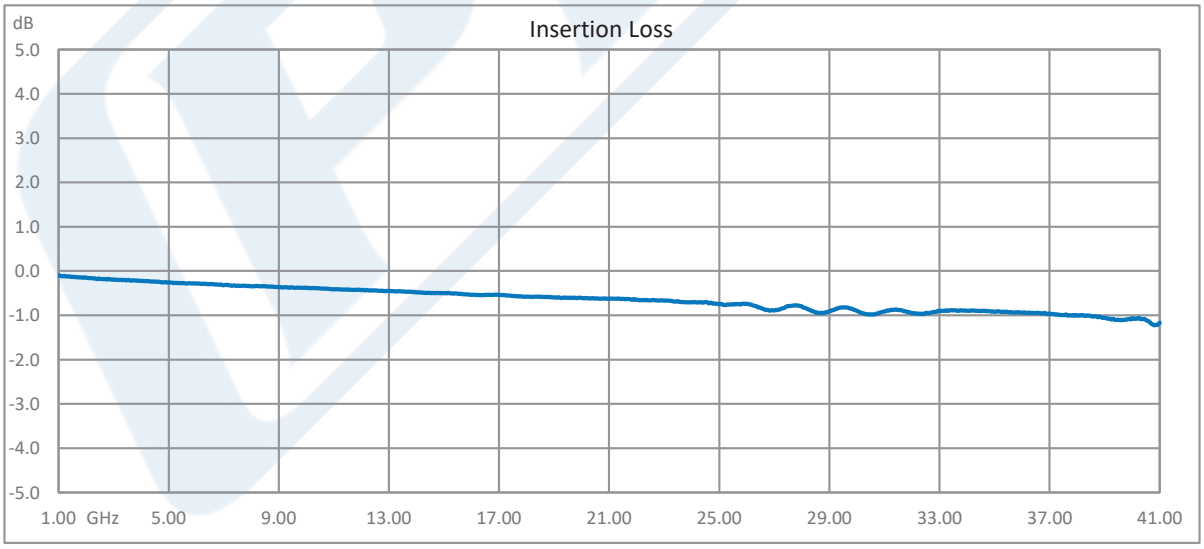

Click the following link (or enter part number in "SEARCH" on website) to obtain additional part information including price, inventory and certifications: Directional 30 dB 2.92mm Coupler From 2 GHz to 40 GHz Rated to 30 Watts PE2CP1133-30

Pasternack Enterprises, Inc. • P.O. Box 16759, Irvine, CA 92623
Phone: (866) 727-8376 or (949) 261-1920 • **Fax:** (949) 261-7451
Sales@Pasternack.com • Techsupport@Pasternack.com

© 2019 Pasternack Enterprises All Rights Reserved

PASTERNACK
an INFINITE brand

Directional 30 dB 2.92mm Coupler From 2 GHz to 40 GHz Rated to 30 Watts

Couplers Technical Data Sheet PE2CP1133-30

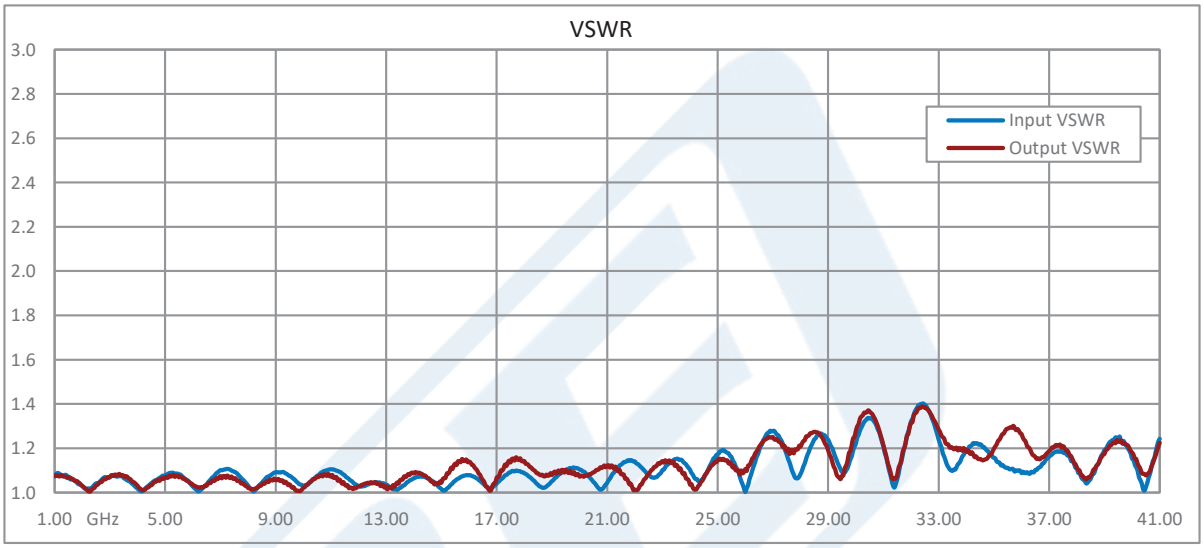

Directional 30 dB 2.92mm Coupler From 2 GHz to 40 GHz Rated to 30 Watts from Pasternack Enterprises has same day shipment for domestic and International orders. Our RF, microwave and millimeter wave products maintain a 99.4% availability and are part of the broadest selection in the industry.

Click the following link (or enter part number in “SEARCH” on website) to obtain additional part information including price, inventory and certifications: Directional 30 dB 2.92mm Coupler From 2 GHz to 40 GHz Rated to 30 Watts PE2CP1133-30

URL: https://www.pasternack.com/directional-30-db-2.92mm-coupler-40-ghz-pe2cp1133-30-p.aspx

The information contained in this document is accurate to the best of our knowledge and representative of the part described herein. It may be necessary to make modifications to the part and/or the documentation of the part, in order to implement improvements. Pasternack reserves the right to make such changes as required. Unless otherwise stated, all specifications are nominal. Pasternack does not make any representation or warranty regarding the suitability of the part described herein for any particular purpose, and Pasternack does not assume any liability arising out of the use of any part or documentation.

Pasternack Enterprises, Inc. • P.O. Box 16759, Irvine, CA 92623
Phone: (866) 727-8376 or (949) 261-1920 • **Fax:** (949) 261-7451
Sales@Pasternack.com • Techsupport@Pasternack.com

© 2019 Pasternack Enterprises All Rights Reserved

PE2CP1133-30 CAD Drawing

Directional 30 dB 2.92mm Coupler From 2 GHz to 40 GHz Rated to 30 Watts

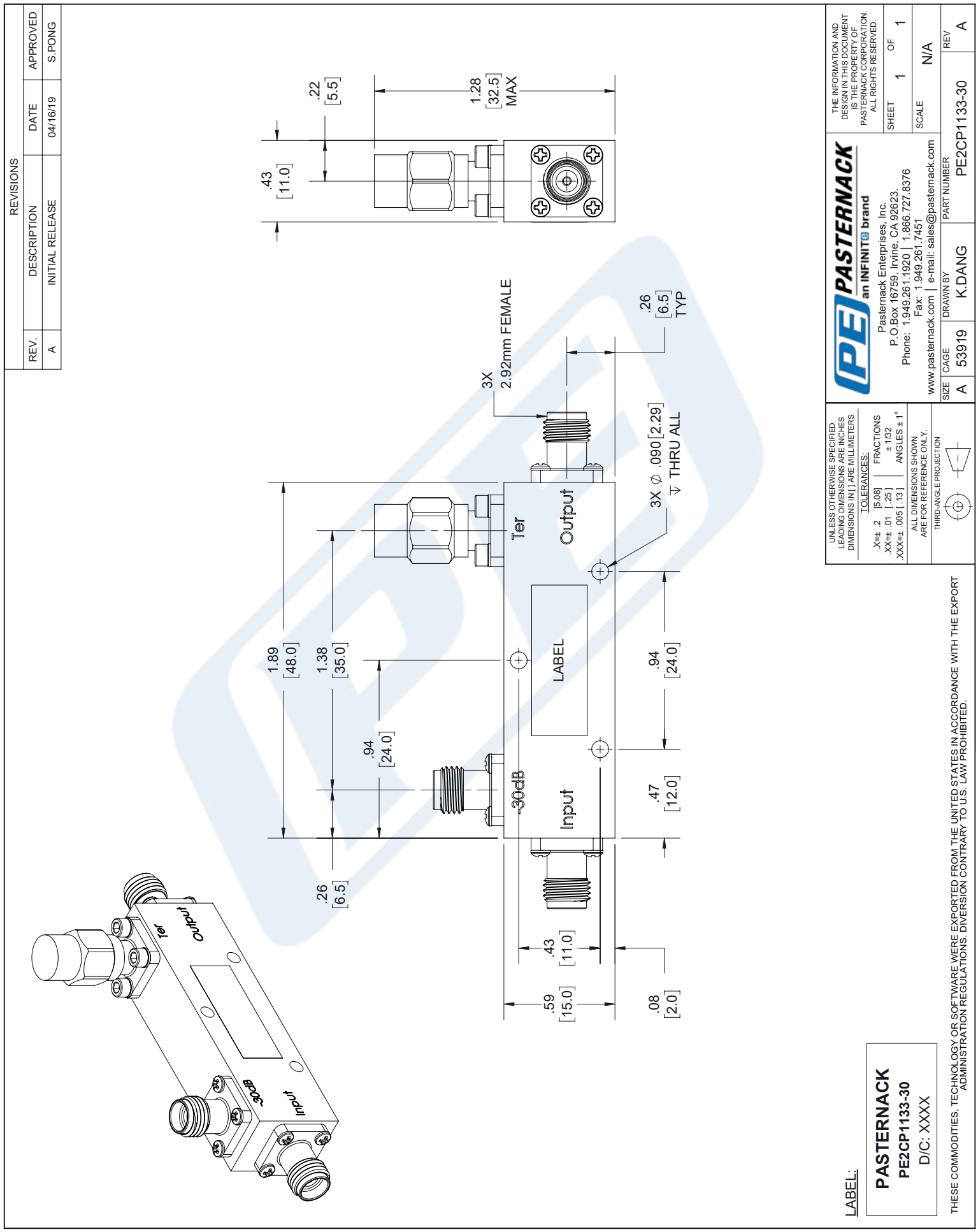

© 2019 Pasternack Enterprises All Rights Reserved