Datasheet

[Model Name]

Part No:
TFX62.A

Description

TFX62.A - Cellular Transparent Antenna

Features:

LTE 690 to 960MHz/1710 to 2170MHz/ 2500 to 2690MHz
Worldwide 4G Bands
Efficiencies up to 60%
Transparent Ultra Low Profile
Dimensions: 110mm * 160mm
Connector: FAKRA D (M) Violet
RoHS & Reach Compliant

1.	Introduction	2
2.	Specification	3
3.	Antenna Characteristics	5
4.	Radiation Patterns	9
5.	Mechanical Drawing	19
6.	Packaging	20
	Changelog	21

Taoglas makes no warranties based on the accuracy or completeness of the contents of this document and reserves the right to make changes to specifications and product descriptions at any time without notice. Taoglas reserves all rights to this document and the information contained herein. Reproduction, use or disclosure to third parties without express permission is strictly prohibited.

Ireland ISO 9001: 2015 Certified

Taiwan ISO 9001: 2015 Certified

1. Introduction

The TFX62 is a first of its kind, transparent antenna designed to cover worldwide 4G bands. The TFX62 has been expertly engineered by Taoglas with innovation in mind. The transparent flexible antennas are an alternative to standard Flexible PCB antennas where the user may want to install an antenna in a covert area or on a surface they may want to keep semi visible.

Typical Applications Include:

- Automotive and Commercial Transportation
- EV Charging and Parking Bays
- Digital Signage and Display screens
- Point Of Sale Kiosks

The TFX62 is connected via a FAKRA Code D male connector for ease of installation. If a custom connector is required please contact your regional Taoglas customer support team.

2. Specification

Electrical								
Band	**Frequency (MHz)**	**Efficiency (%)**	**Average Gain (dB)**	**Peak Gain (dBi)**	**Impedance**	**Polarization**	**Radiation Pattern**	**Max. input power**
B5,8,13,14,18,19,20,26, 27,28,29	690-960	31.0	-5.08	0.56	50 Ω	Linear	Omni	2W
B1,2,3,4,9,11,21,24,25, 32,34,35,36,37,39,45, 50,51,70	1710-2170	44.6	-3.50	2.36				
B7,38,53,69	2500-2690	60.2	-2.21	3.29				

Mechanical	
Dimensions	110 x 160mm
Weight	5g
Material (Housing)	ABS/PC
Material (Antenna)	PET
Connector	Code D FAKRA (M) Burgundy

Environmental	
Operation Temperature	-20°C to 85°C
Storage Temperature	-20°C to 85°C
Relative Humidity	Non-condensing TBD°C TBD% RH

5G/4G Bands			
Band Number	5GNR / FR1 / LTE / LTE-Advanced / WCDMA / HSPA / HSPA+ / TD-SCDMA		
	Uplink	Downlink	Covered
B1	1920 to 1980	2110 to 2170	✓
B2	1850 to 1910	1930 to 1990	✓
B3	1710 to 1785	1805 to 1880	✓
B4	1710 to 1755	2110 to 2155	✓
B5	824 to 849	869 to 894	✓
B7	2500 to 2570	2620 to 2690	✓
B8	880 to 915	925 to 960	✓
B9*	1749.9 to 1784.9	1844.9 to 1879.9	✓
B11	1427.9 to 1447.9	1475.9 to 1495.9	✓
B12	699 to 716	729 to 746	✗
B13	777 to 787	746 to 756	✓
B14	788 to 798	758 to 768	✓
B17	704 to 716	734 to 746	✗
B18	815 to 830	860 to 875	✓
B19	830 to 845	875 to 890	✓
B20	832 to 862	791 to 821	✓
B21	1447.9 to 1462.9	1495.9 to 1510.9	✓
B22*	3410 to 3490	3510 to 3590	✓
B23*	2000 to 2020	2180 to 2200	✓
B24	1626.5 to 1660.5	1525 to 1559	✓
B25	1850 to 1915	1930 to 1995	✓
B26	814 to 849	859 to 894	✓
B27*	807 to 824	852 to 869	✓
B28	703 to 748	758 to 803	✓
B29	717 to 728		✓
B30	2305 to 2315	2350 to 2360	✓
B31	452.5 to 457.5	462.5 to 467.5	✗
B32	1452 to 1496		✓
B34	2010 to 2025		✓
B35	1850 to 1910		✓
B36	1930 to 1990		✓
B37	1910 to 1930		✓
B38	2570 to 2620		✓
B39	1880 to 1920		✓
B40	2300 to 2400		✓
B41	2496 to 2690		✓
B42	3400 to 3600		✗
B43	3600 to 3800		✗
B45	1447 to 1467		✓
B46	5150 to 5925		✗
B47	5855 to 5925		✗
B48	3550 to 3700		✗
B49	3550 to 3700		✗
B50	1432 to 1517		✓
B51	1427 to 1432		✓
B52	3300 to 3400		✗
B53	2483.5 to 2495		✓
B65	1920 to 2010	2110 to 2200	✓
B66	1710 to 1780	2110 to 2200	✓
B68	698 to 728	753 to 783	✗
B69	2570 to 2620		✓
B70	1695 to 1710	1995 to 2020	✓
B71	663 to 698	617 to 652	✗
B72	451 to 456	461 to 466	✗
B73	450 to 455	460 to 465	✗
B74	1427 to 1470	1475 to 1518	✓
B75	1432 to 1517		✓
B76	1427 to 1432		✓
B77	3300 to 4200		✗
B78	3300 to 3800		✗
B79	4400 to 5000		✗
B85	698 to 716	728 to 746	✗
B87	410 to 415	420 to 425	✗
B88	412 to 417	422 to 427	✗

3. Antenna Characteristics

3.1 Test Setup



3.2 Return Loss

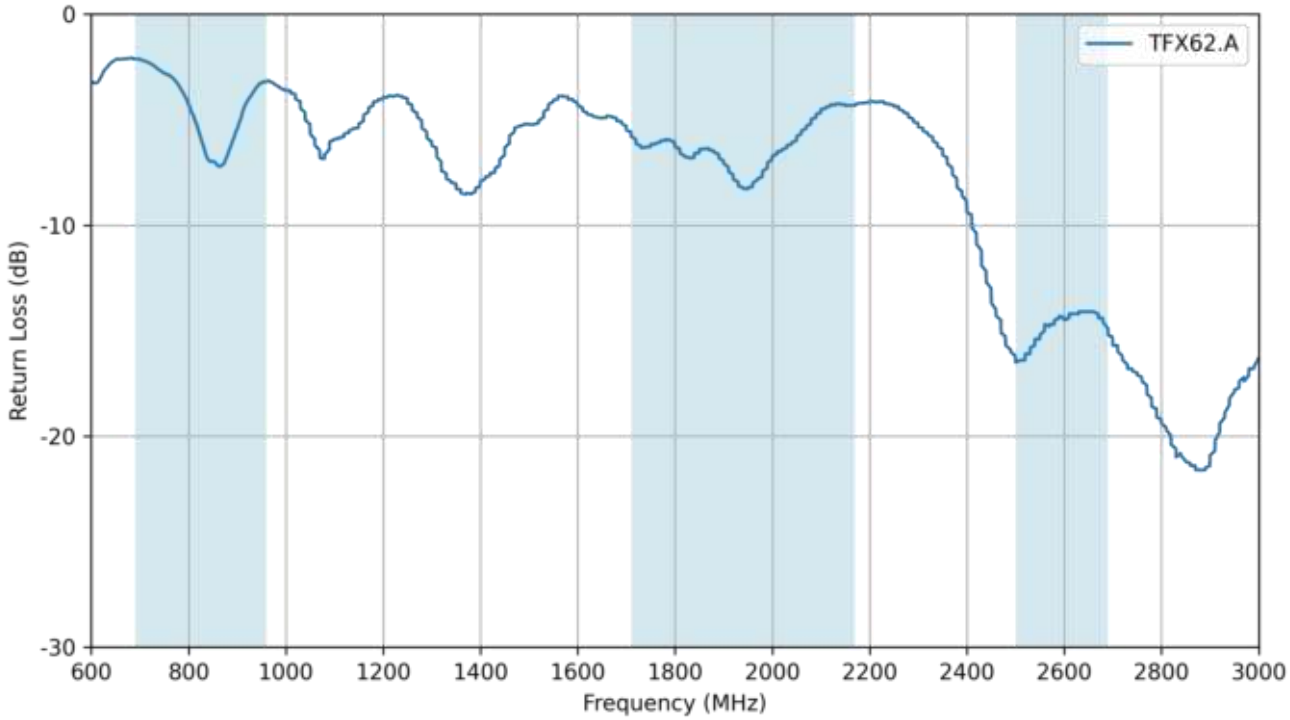

3.3 VSWR

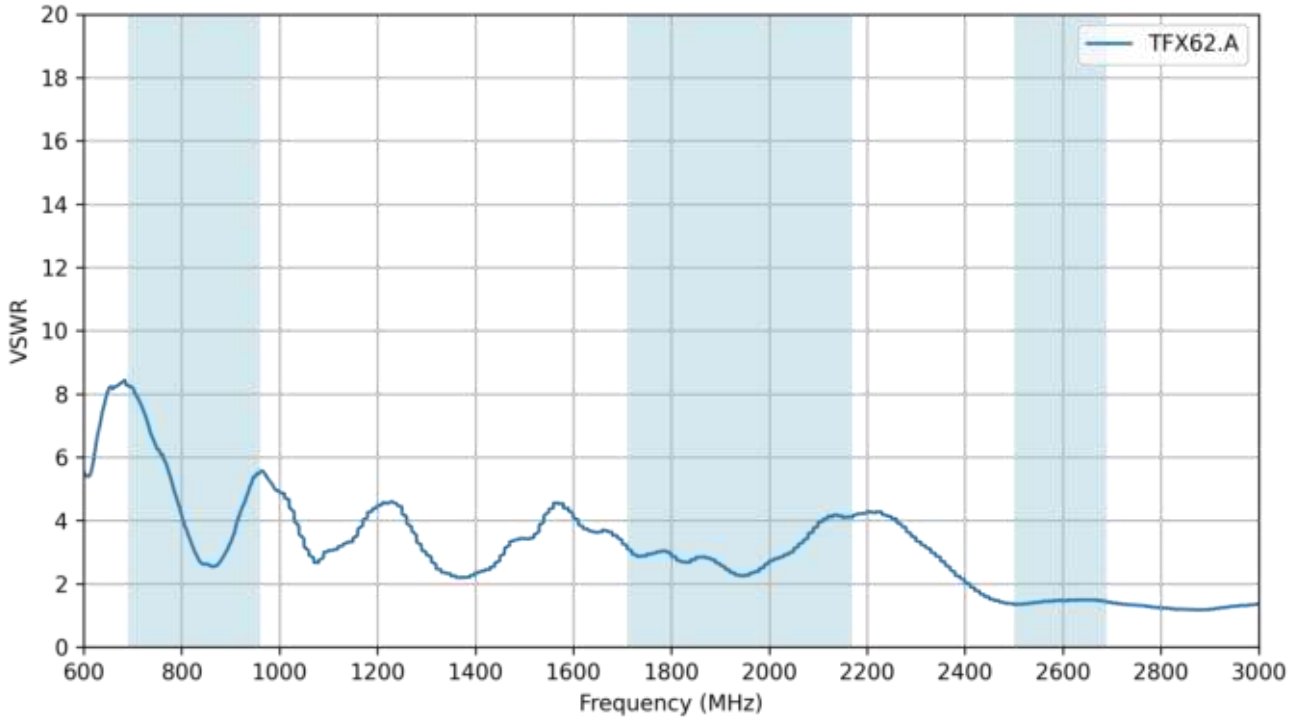

3.4 Efficiency

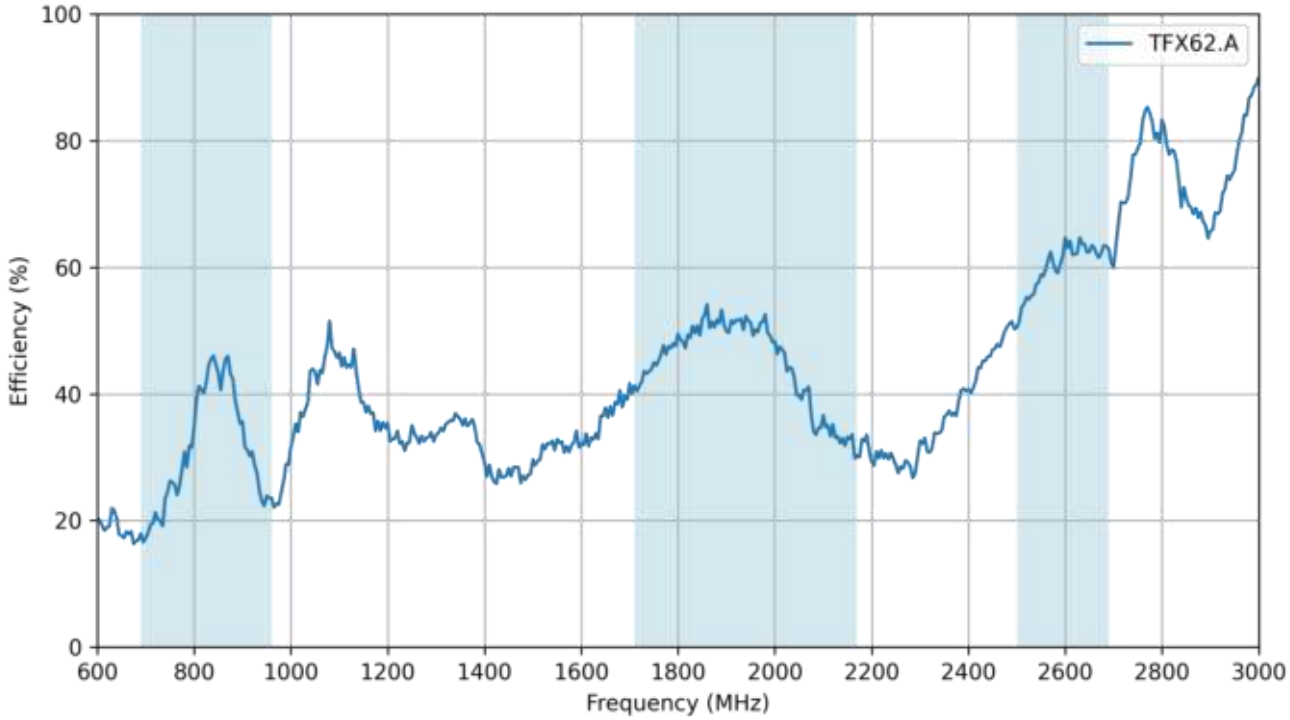

3.5 Average Gain

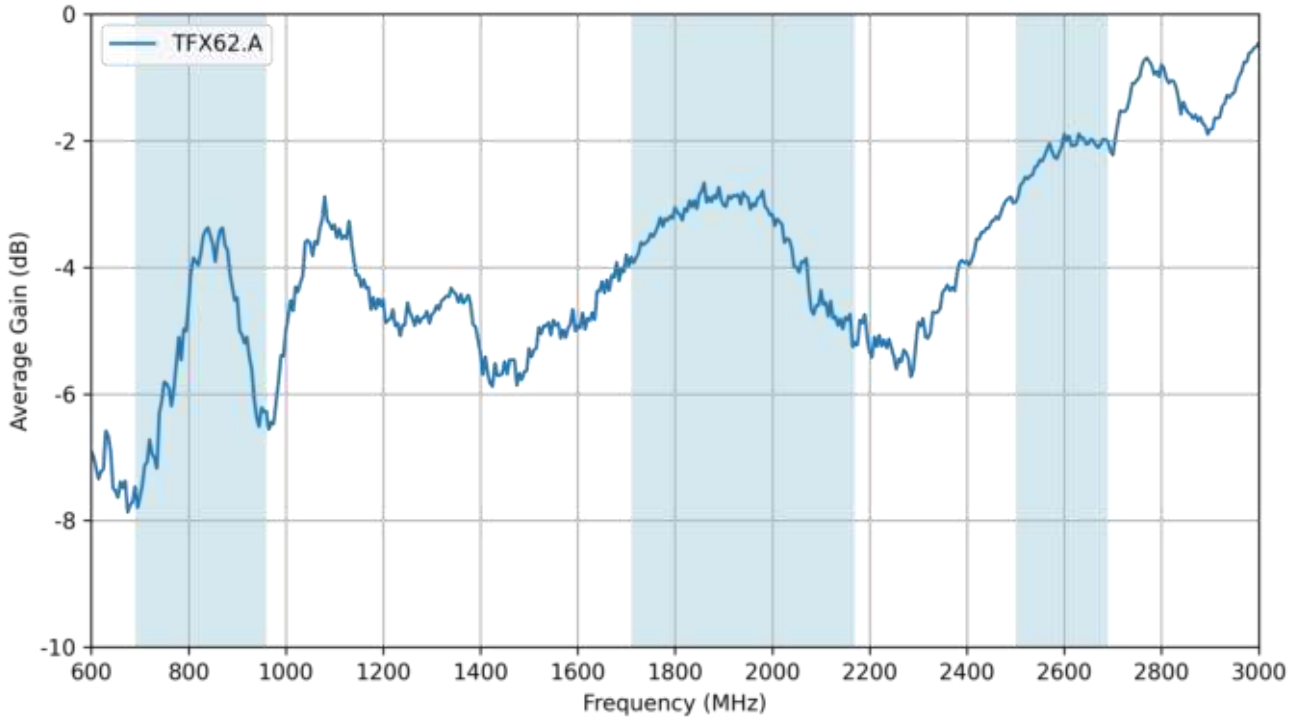

3.6 Peak Gain

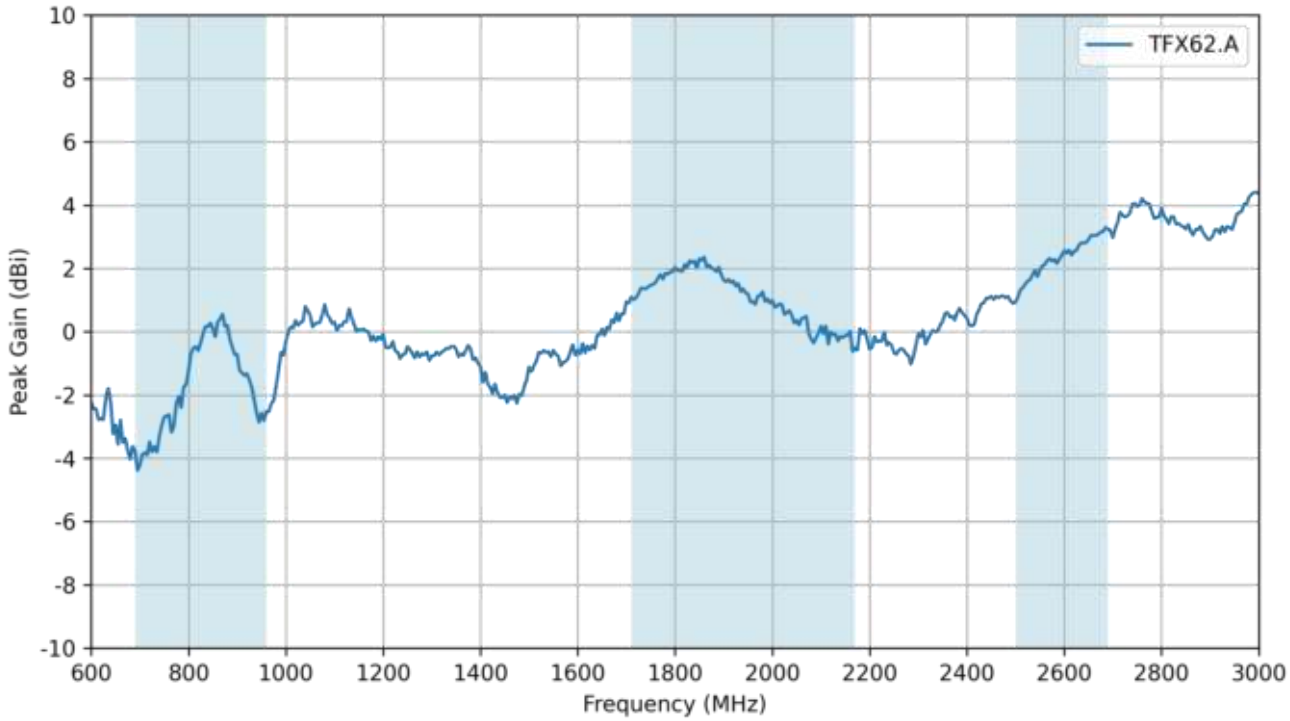
TFX62.A
Peak Gain (dBi)
10
8
6
4
2
0
-2
-4
-6
-8
-10
600
800
1000
1200
1400
1600
1800
2000
2200
2400
2600
2800
3000
Frequency (MHz)

4. Radiation Patterns

4.1 Test Setup

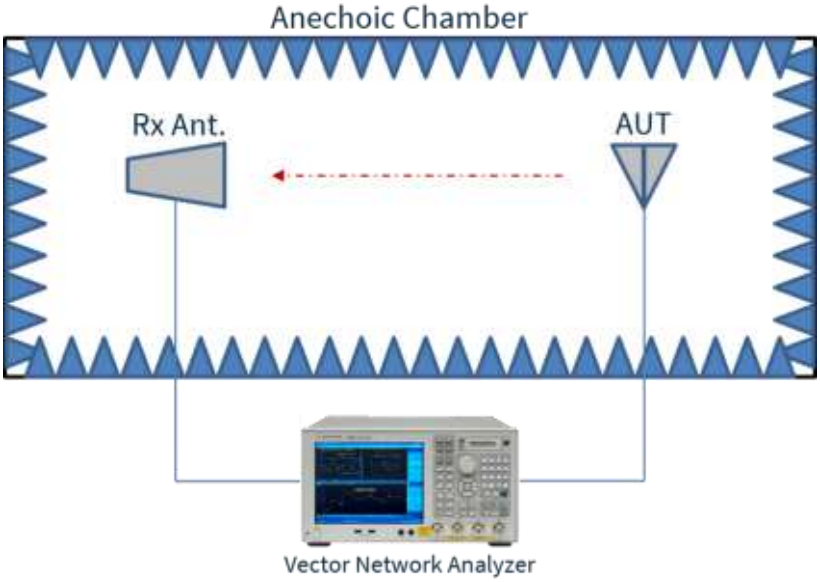

4.2 TFX62.A Patterns at 690 MHz



XZ Plane	YZ Plane	XY Plane

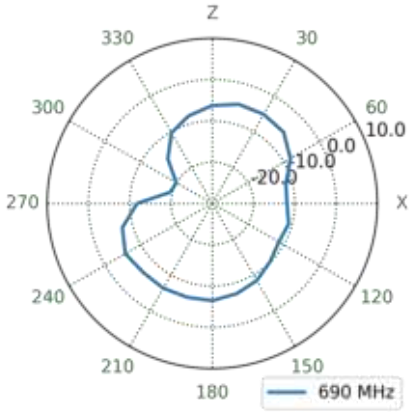

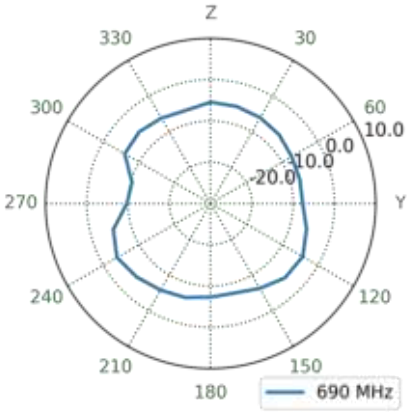

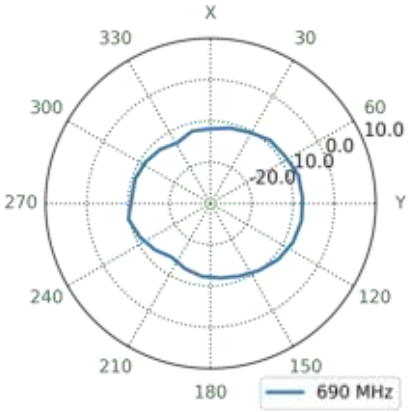

4.3 TFX62.A Patterns at 825 MHz

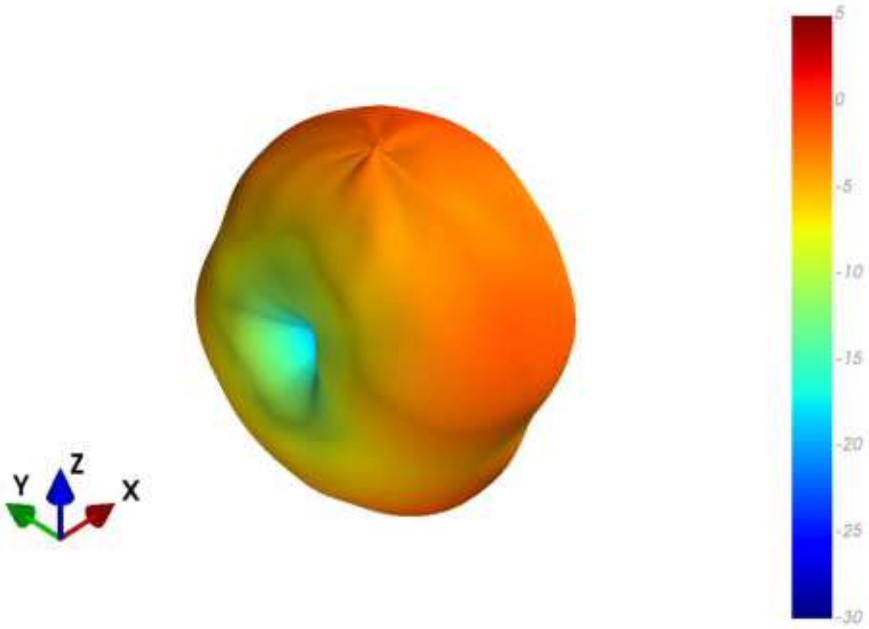

XZ Plane	YZ Plane	XY Plane

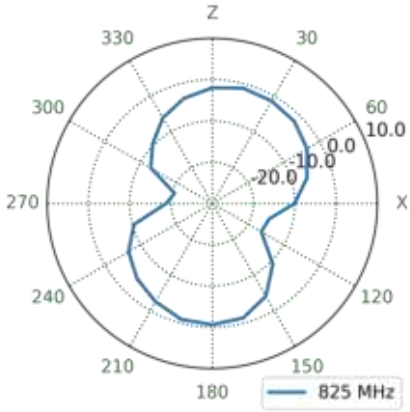

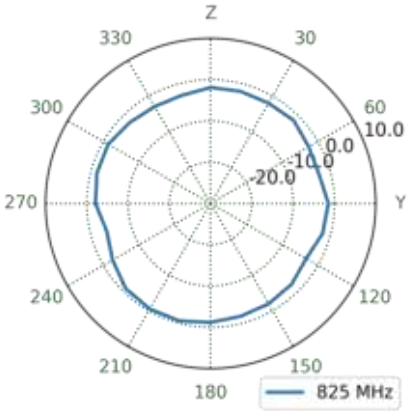

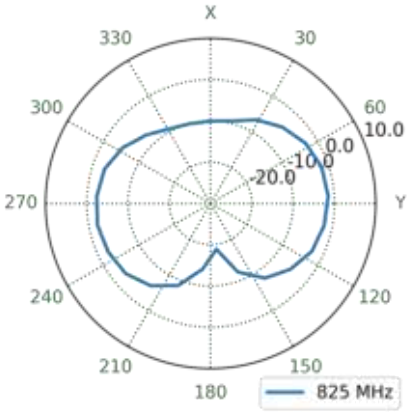

4.4 TFX62.A Patterns at 960 MHz

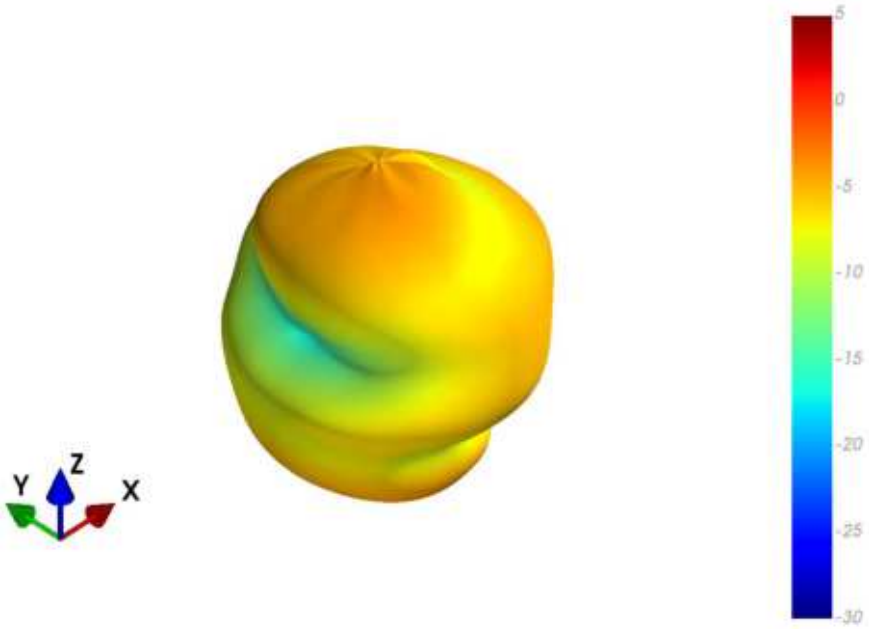

XZ Plane	YZ Plane	XY Plane

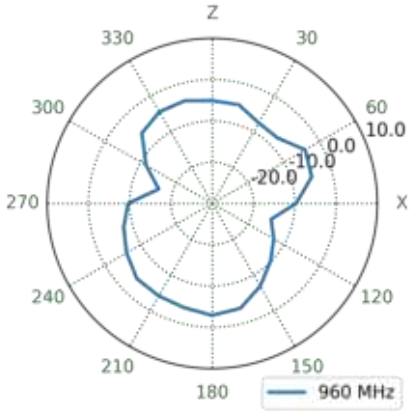

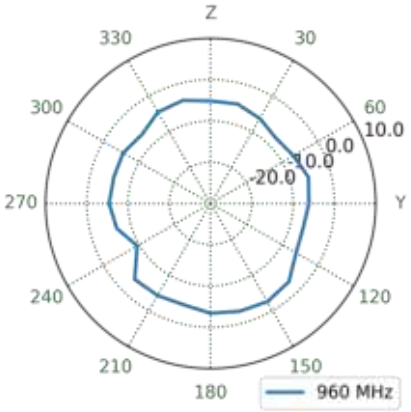

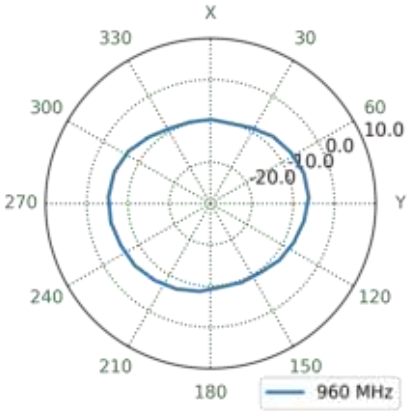

4.5 TFX62.A Patterns at 1710 MHz

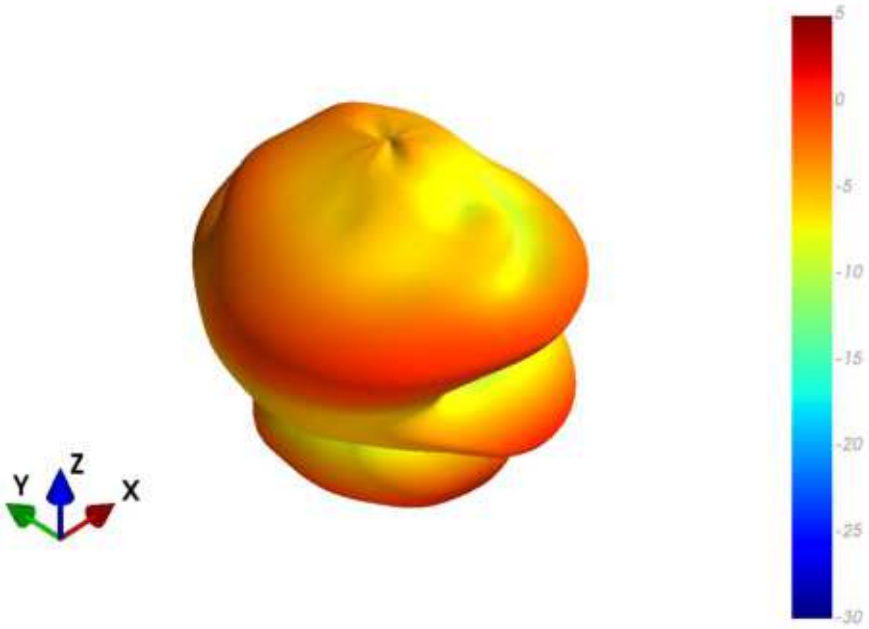

XZ Plane	YZ Plane	XY Plane

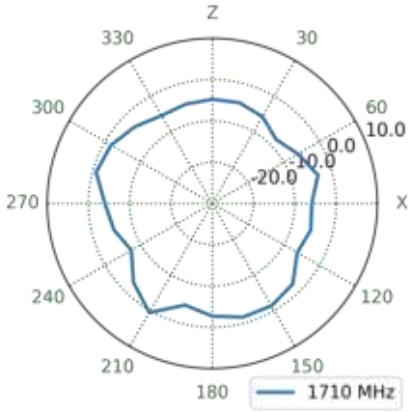

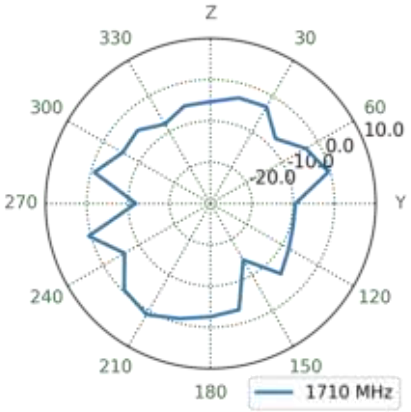

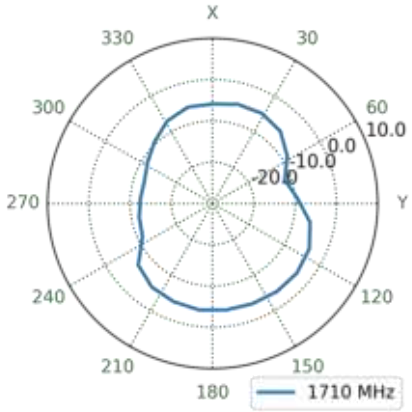

4.6 TFX62.A Patterns at 1940 MHz



XZ Plane	YZ Plane	XY Plane

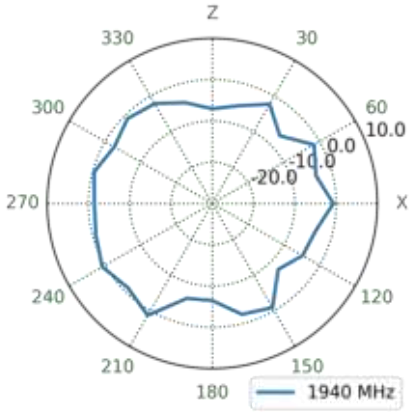

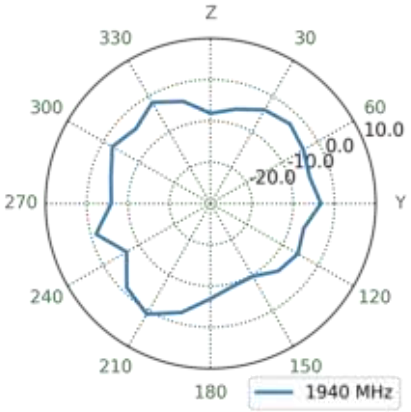

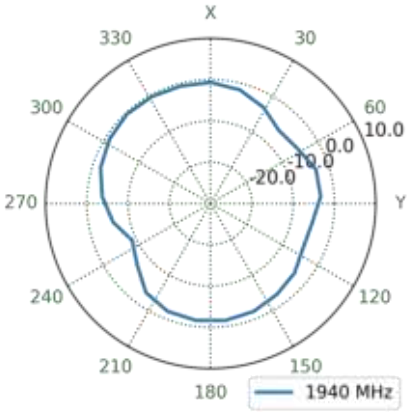

4.7 TFX62.A Patterns at 2170 MHz

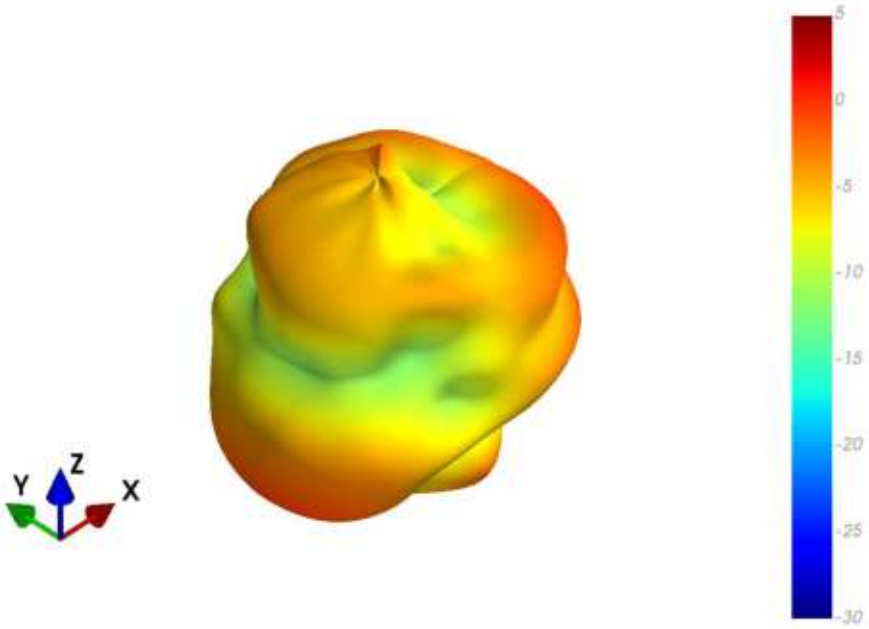

XZ Plane	YZ Plane	XY Plane

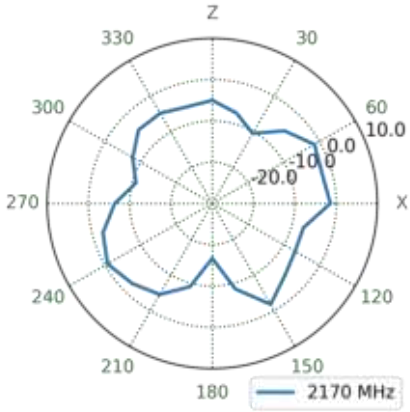

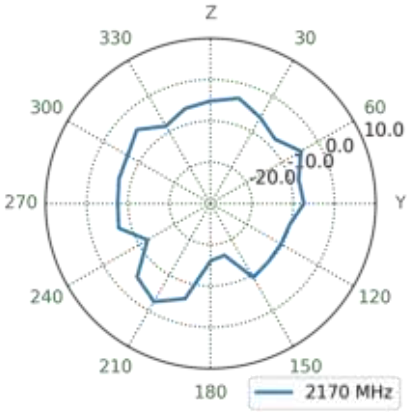

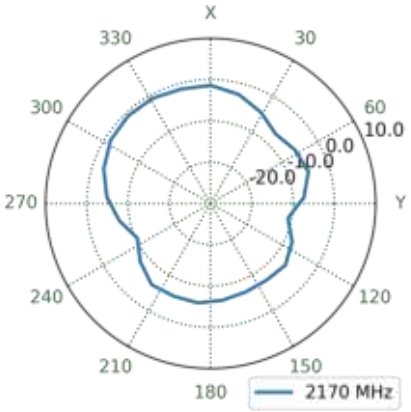

4.8 TFX62.A Patterns at 2500 MHz

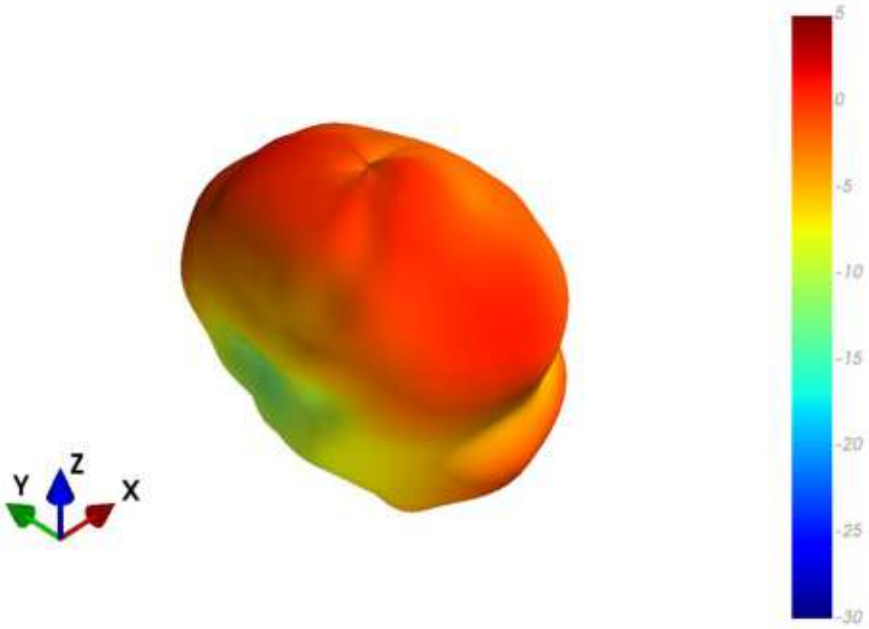

XZ Plane	YZ Plane	XY Plane

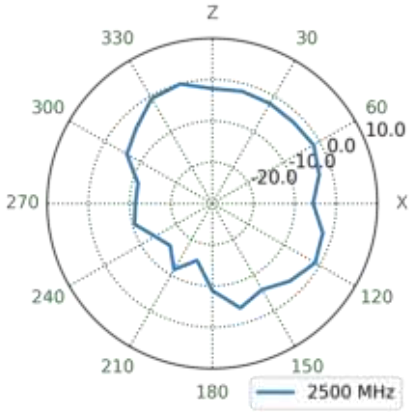

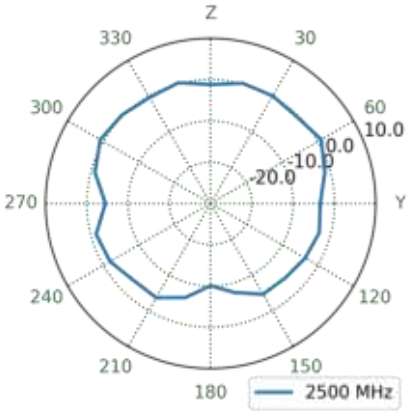

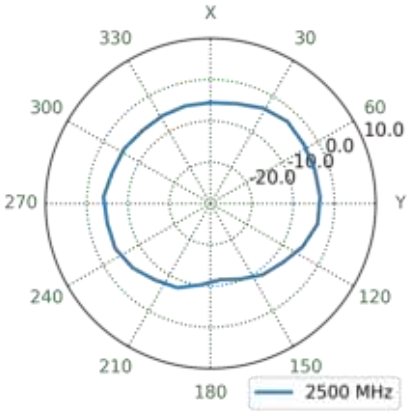

4.9 TFX62.A Patterns at 2595 MHz

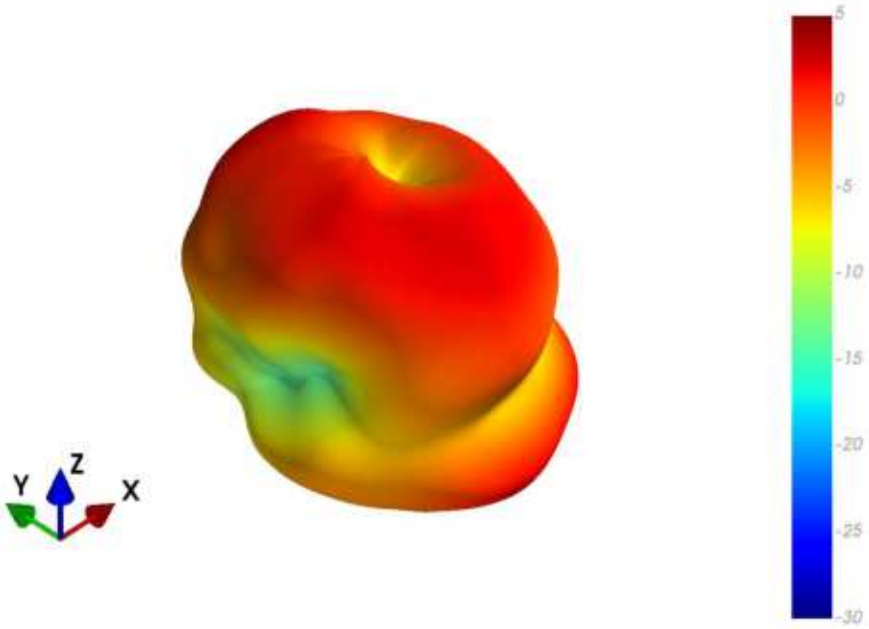

XZ Plane	YZ Plane	XY Plane

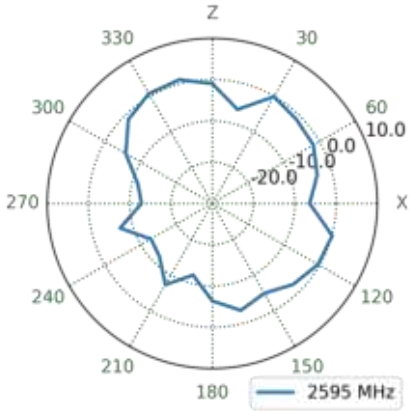

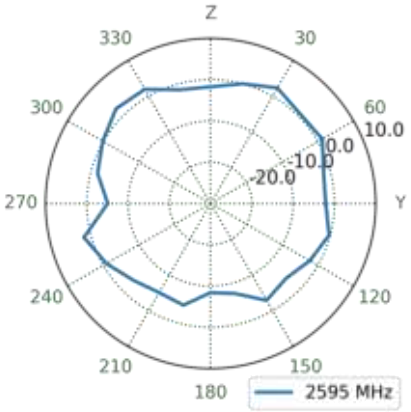

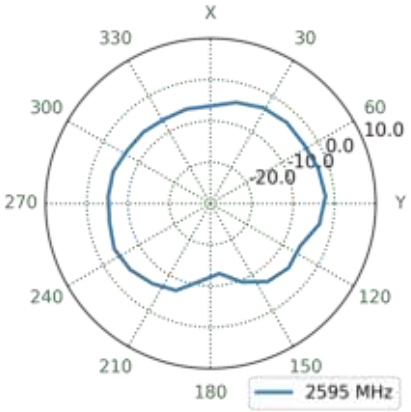

4.10 TFX62.A Patterns at 2690 MHz

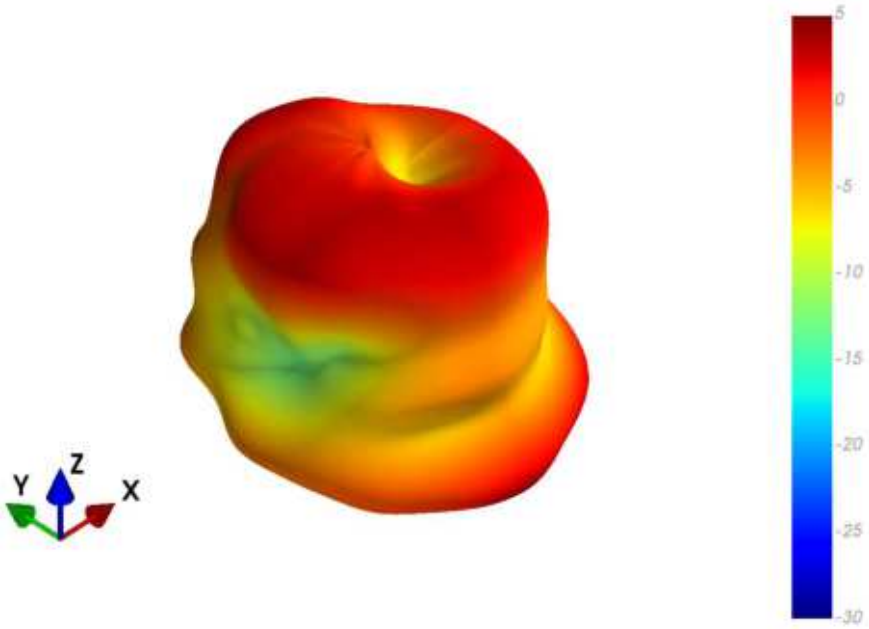

XZ Plane	YZ Plane	XY Plane

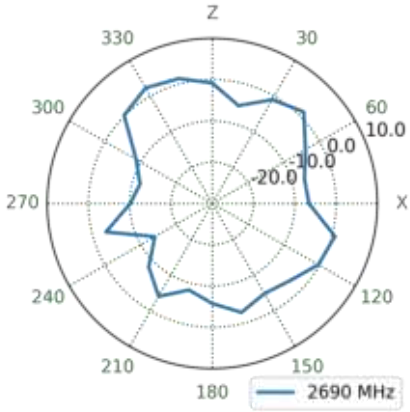

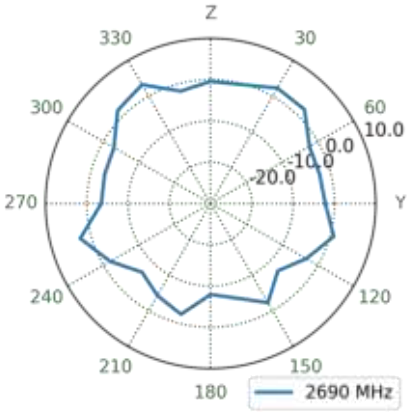

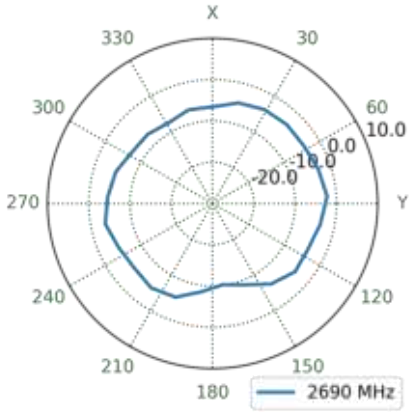

5. Mechanical Drawing

ISO NO.: EDW-22-8-0990
STATE: RELEASE
NOTES: 1.ALL MATERIAL MUST BE ROHS COMPLIANT.

REVISIONS				
REV.	DESCRIPTION	DATE	ENGINEER	APPROVED
D01	FIRST ISSUE	17OCT2022	SC	WL

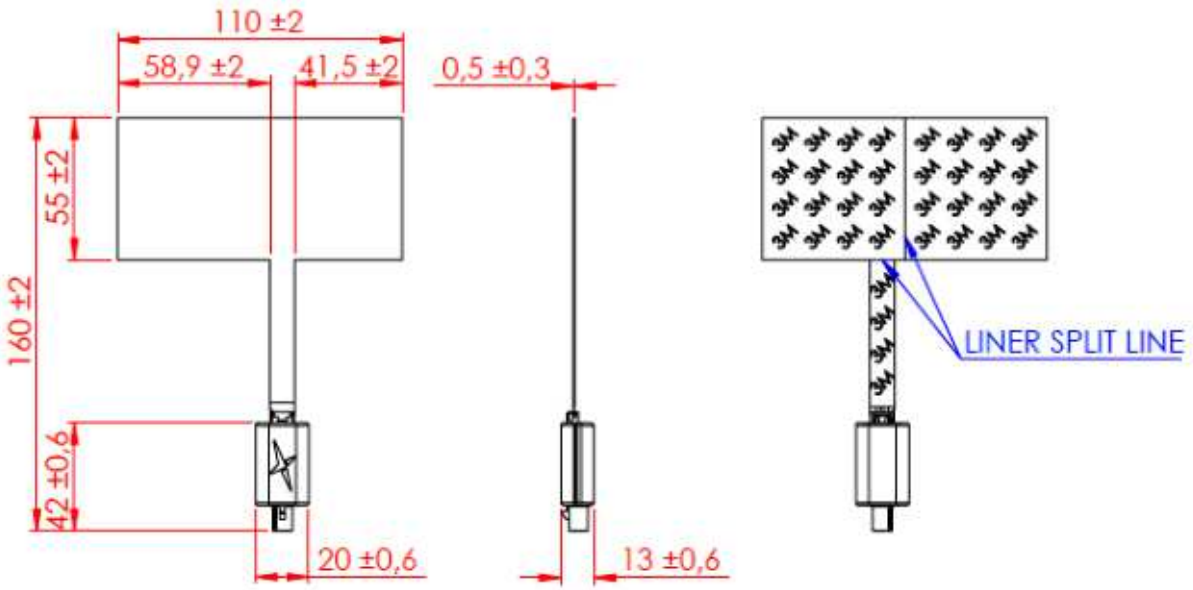

ITEM NO.	DESCRIPTION	MATERIAL	FINISH	QTY
1	TRANSPARENT FLEX ANTENNA COVERING 600-6000MHz	PET	CLEAR	1
2	FPC-to-BOARD CONNECTOR ADAPTOR 2 CONTACT	LCP	BLACK	1
3	ANTENNA PCB HOUSING	ABS/PC	BLACK	1
4	FAKRA CODE D MALE	NYLON/ZINC	VIOLET	1
5	3M ADHESIVE + LINER	3M 8146	BROWN LINER	1

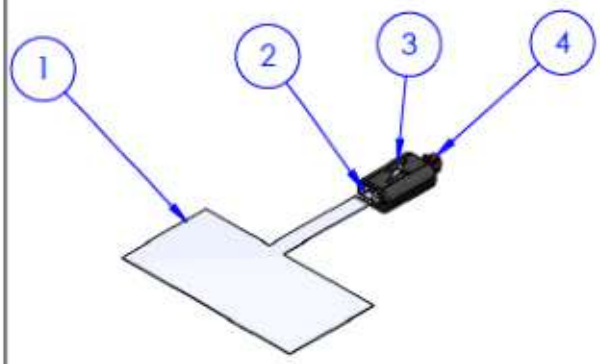

MODEL VIEW
SCALE 1:3

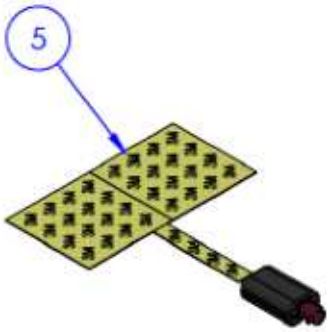

MODEL VIEW
SCALE 1:3

APPROVED BY: NW	TAOGLAS. This drawing and its inherent design concepts are property of Taoglas. Not to be copied or given to third parties without the written consent of Taoglas.
CHECK BY: WL	
DRAWN BY: SC	
DATE: 17OCT2022	TITLE: TRANSPARENT FLEX ANTENNA COVERING 600-6000MHz W/CONVERTER AND FAKRA CODE D MALE
UNLESS OTHERWISE SPECIFIED TOLERANCES ON:	PART NO.: TFX62.A
THIRD ANGLE PROJECTION	UNIT: mm · SCALE: 2:5 · PAGES: 1/1 · REV. D01

6. Packaging

TBD

Changelog for the datasheet

SPE-22-8-162 – TFX62.A

Revision: A (Original First Release)	
Date:	2022-10-14
Notes:	First initial Release
Author:	Gary West

Previous Revisions

TAOGLAS

TAOGLAS®

www.taoglas.com