TAMURA

REV. Status
REVISION – 12/10/01 MP
REVISION A DEL SAFETY EN60950 ADDED RoHS 04/19/04 MP
REVISION B ADDED "A" CLASS TO MARKING NOTE. REV'D PIN DIMS 05/16/06 MP

TELECOMMUNICATION MODEM COUPLING TRANSFORMER FOR WET APPLICATIONS

MODEL NUMBER TTC-5010

RoHS COMPLIANT

A. Electrical Specifications (@ 25°C)

1. Pri Source Impedance; 600Ω
2. Sec Load Impedance; 301Ω
3. Operating Level; −20dBm to +4dBm
4. Insertion Loss;
   3.75dB MAX @ 1KHz, 0dBm, DC 65mA
5. Frequency Response (relative to 1 KHz)
   ±4.0dB @ 300Hz to 600Hz, 0dBm
   ±1.0dB @ 600Hz to 3.5KHz, 0dBm
6. Longitudinal Balance;
   66dB MIN @ 60Hz to 1KHz
   46dB MIN @ 1KHz to 4KHz
   (Per FCC Part 68.310 with 4 grounded)
7. DC Resistance;
   (1−2)=152Ω ±15%
   (3−4)=152Ω ±15%
8. Turns Ratio; (1−2):(4−3) = 1:1.00±2%
9. Dielectric Strength;
   3750Vrms 1 second Pri to Sec

B. Marking; TTC−5010A, TAMURA, date code and country of origin. "A" designates UL approved family classification.

UL® #E208555

C. Safety: UL1950 3rd Edition, UL60950

D. Schematic Diagram

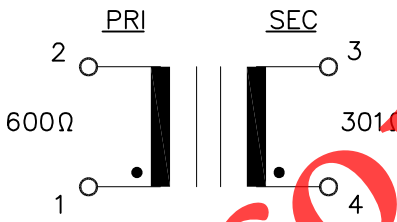

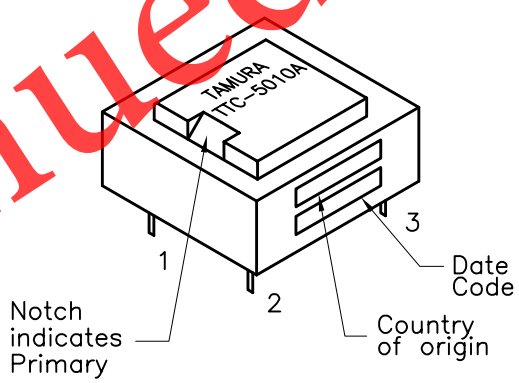

Discontinued

E. Mechanical Specifications

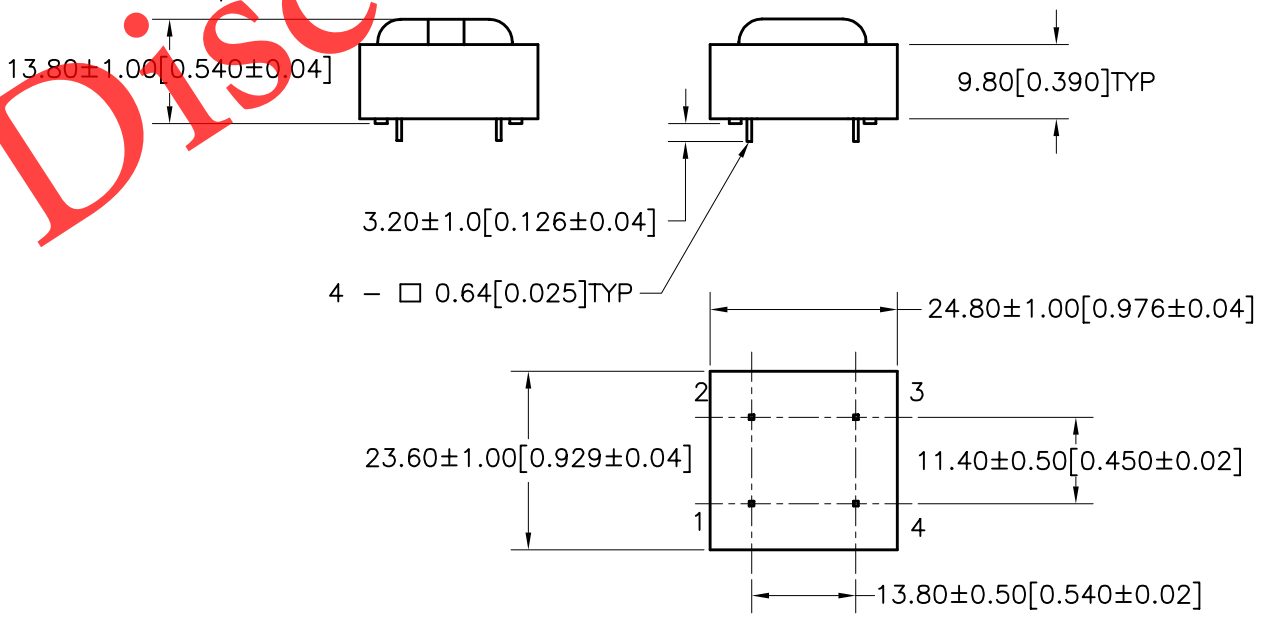

PREPARED BY: K. BRENNAN					
ENGINEER: M. PITCHAI	DWG CONTROL NO. P−A1−12313 ACAD\TTC\A1123131.DWG	REV B	MODEM COUPLING TRANSFORMER	TTC−5010 MODEL SPECIFICATION	
QUALITY CONTROL: T. CLEM	CONTENTS OF THIS DRAWING ARE SUBJECT TO CHANGE WITHOUT PRIOR NOTICE	TAMURA CORPORATION OF AMERICA 43352 BUSINESS PARK DRIVE, TEMECULA, CA. 92590−6624 (951) 699−1270 FAX 9516769482		DIM: mm[In]	SCL: 1/1 SH: 1 OF 1
APPROVED: Y. SEKIGUCHI	PROPRIETARY NOTICE: THIS DRAWING PRINT OR DOCUMENT AND SUBJECT MATTER DISCLOSED HEREIN ARE PROPRIETARY ITEMS TO WHICH TAMURA RETAINS THE EXCLUSIVE RIGHT OF DISSEMINATION, REPRODUCTION, MANUFACTURE AND SALE. THIS DRAWING, PRINT OR DOCUMENT IS SUBMITTED IN CONFIDENCE FOR CONSIDERATION BY THE RECIPIENT ALONE UNLESS PERMISSION FOR FURTHER DISCLOSURE IS EXPRESSLY GRANTED IN WRITING.				