Coaxial

Low Pass Filter

VLF-3800+

50Ω *DC to 3900 MHz



CASE STYLE: FF704

Connectors	Model
SMA	VLF-3800+

+RoHS Compliant

The +Suffix identifies RoHS Compliance. See our web site for RoHS Compliance methodologies and qualifications

Maximum Ratings

Operating Temperature	-55°C to 100°C
Storage Temperature	-55°C to 100°C
RF Power Input*	8W at 25°C
DC Current Input to Output	0.5A max. at 25°C

**Passband rating, derate linearly to 3 W at 100°C ambient*
Permanent damage may occur if any of these limits are exceeded.

Features

- Rugged uni-body construction, small size
- 7 sections
- Excellent power handling, 8W
- Temperature stable
- Low cost
- Protected by US patent 6,943,646

Applications

- Harmonic rejection
- Transmitters/receivers
- Lab use

Outline Drawing

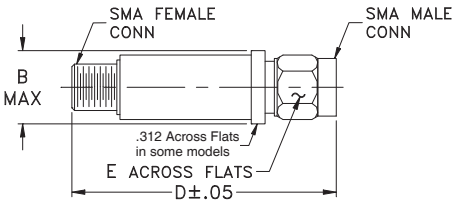

Outline Dimensions (inch / mm)

B	D	E	wt.
.410	1.43	.312	grams
10.41	36.32	7.92	10

Low Pass Filter Electrical Specifications (T_{AMB}= 25°C)

PASSBAND (MHz)	fco, MHz Nom.	STOP BAND (MHz) (loss, dB)			VSWR (:1)		NO. OF SECTIONS
(loss < 1 dB) Max.	(loss 3 dB) Typ.	F 20 Min.	30 Typ.	FR 20 Typ.	Stopband Typ.	Passband Typ.	
*DC-3900	4850	6000	5700-8300	13000	17	1.3	7

** Not for use with DC voitage at input and output ports*

Typical frequency response

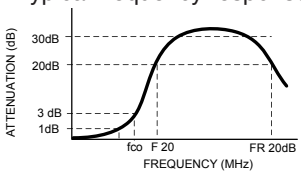

Electrical schematic

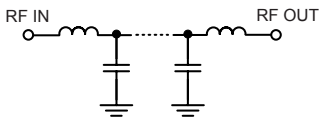

Typical Performance Data at 25°C

Frequency (MHz)	Insertion Loss (dB)	VSWR (:1)
40	0.01	1.03
1550	0.28	1.04
3060	0.47	1.18
3900	0.65	1.27
4510	1.00	1.27
4760	1.87	2.01
4850	2.60	2.60
4930	3.55	3.39
5120	7.00	6.76
5380	14.48	14.03
5700	30.38	20.22
6000	30.58	22.87
8300	36.33	25.56
13000	35.19	31.03
20000	10.55	11.46

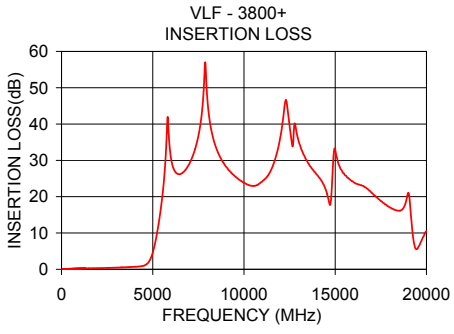

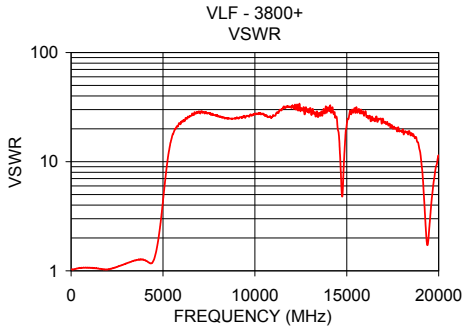

Notes

A. Performance and quality attributes and conditions not expressly stated in this specification document are intended to be excluded and do not form a part of this specification document.
B. Electrical specifications and performance data contained in this specification document are based on Mini-Circuit's applicable established test performance criteria and measurement instructions.
C. The parts covered by this specification document are subject to Mini-Circuits standard limited warranty and terms and conditions (collectively, "Standard Terms"); Purchasers of this part are entitled to the rights and benefits contained therein. For a full statement of the Standard Terms and the exclusive rights and remedies thereunder, please visit Mini-Circuits' website at www.minicircuits.com/MCLStore/terms.jsp

Mini-Circuits®
www.minicircuits.com P.O. Box 350166, Brooklyn, NY 11235-0003 (718) 934-4500 sales@minicircuits.com

REV. B
M151121
EDR-7684/1A
VLF-3800+
RAV
170202