REVISION E

NOTES:
1. ITEMS 1, 2, 3, & 4 NOT AVAILABLE AS STANDARD.
2. REPRESENTS A CRITICAL DIMENSION.
3. MAXIMUM BURR ALLOWANCE: .0015[0.038]
4. MINIMUM PUSHOUT FORCE: SIGNAL: .5 LB, GROUND: 1 LB
5. MAXIMUM VARIANCE OF .002[0.05]
6. DIMENSION APPLIES TO CONTACTS & GROUND PLANES.
7. GROUND PLANE PRESS HEIGHT MUST BE .003[0.08] LESS THAN THE MAX HEIGHT OR .001[0.03] GREATER THAN THE MINIMUM HEIGHT OF THE TERMINAL.
8. MAXIMUM CUT FLASH: .010[0.25]
9. PARTS TO BE PACKAGED IN TRAYS.

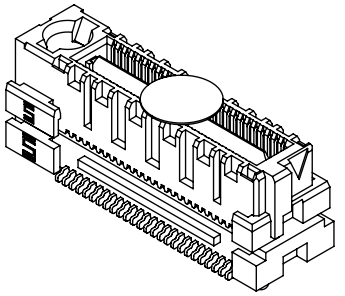

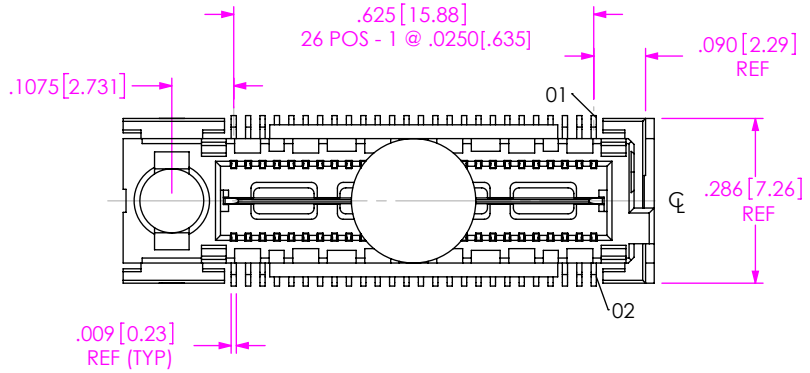

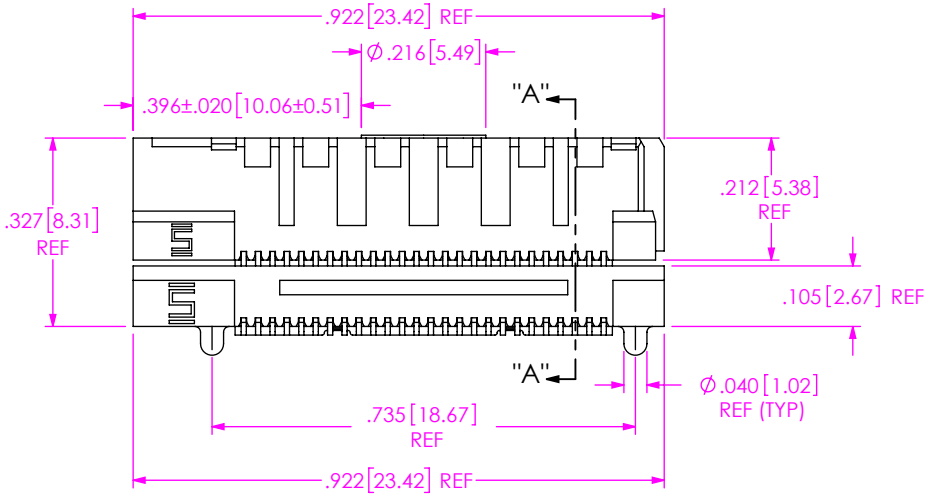

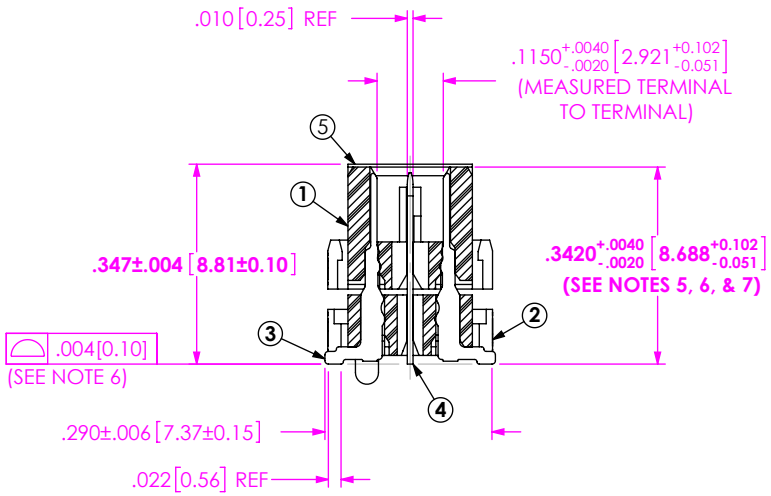

SECTION "A"-"A"

BY SIGNING THIS DOCUMENT YOU ARE ACCEPTING THE CONDITIONS SET WITHIN. YOUR REQUIREMENTS MUST BE LISTED WITHIN THIS DRAWING. WHERE NO DIRECTION FROM THE CUSTOMER IS IDENTIFIED SAMTEC'S PROCESS REQUIREMENTS WILL BE USED.

DATE: _____
COMPANY: _____
CUSTOMER SIGNATURE: _____
PRINTED NAME: _____
PHONE No: _____
EXCEPTIONS: _____

ITEM NO.	PART NUMBER	QUANTITY	MATERIAL
1	**ASP-173281-01-B**	1.0000	VECTRA E130i, COLOR: BLACK
2	**ASP-129634-07-B**	1.0000	VECTRA E130i, COLOR: BLACK
3	**ASP-129635-02-P-S**	52.000	PHOS BRONZE, 521 EXTRA SPRING TEMPER
4	**ASP-129636-02-P-L**	1.0000	PHOS BRONZE, 510 FULL HARD TEMPER
5	K-500-300	1.0000	POLYIMIDE FILM
6	TY-ASP145	1.0000	ANTI-STATIC BLACK HIPS

UNLESS OTHERWISE SPECIFIED, DIMENSIONS ARE IN INCHES.
TOLERANCES ARE:
DECIMALS
.XX: ±.01[.3]
.XXX: ±.005[.13]
.XXXX: ±.0020[.051]
ANGLES
2 °

* PROPRIETARY NOTE *
THIS DOCUMENT CONTAINS CONFIDENTIAL AND PROPRIETARY INFORMATION AND ALL DESIGN, MANUFACTURING, REPRODUCTION, USE, PATENT RIGHTS AND SALES RIGHTS ARE EXPRESSLY RESERVED BY SAMTEC, INC. THIS DOCUMENT SHALL NOT BE DISCLOSED, IN WHOLE OR PART, TO ANY UNAUTHORIZED PERSON OR ENTITY NOR REPRODUCED, TRANSFERRED OR INCORPORATED IN ANY OTHER PROJECT IN ANY MANNER WITHOUT THE EXPRESS WRITTEN CONSENT OF SAMTEC, INC.

PLATING:
CONTACTS:
CONTACT AREA: .000030 GOLD OVER .000050 NICKEL
REMAINDER: .000200 REF TIN OVER .000050 NICKEL
GROUND PLANE:
CONTACT AREA: .000010 GOLD OVER .000050 NICKEL
REMAINDER: .000200 REF TIN OVER .000050 NICKEL

DO NOT SCALE DRAWING
SHEET SCALE: 3:1

F:\DWG\MISC\MKTG\ASP-129637-13-MKT.SLDDRW

samtec
520 PARK EAST BLVD, NEW ALBANY, IN 47150
PHONE: 812-944-6733 FAX: 812-948-5047
e-Mail info@SAMTEC.com code 55322

DESCRIPTION: MODIFIED ELEVATED QMS ASM
DWG. NO. ASP-129637-13
BY: J. BROWNING 06/26/2014

REVISION E

RECOMMENDED PCB LAYOUT

(ALL DIMENSIONS ARE SYMMETRIC ABOUT THE CENTERLINE)

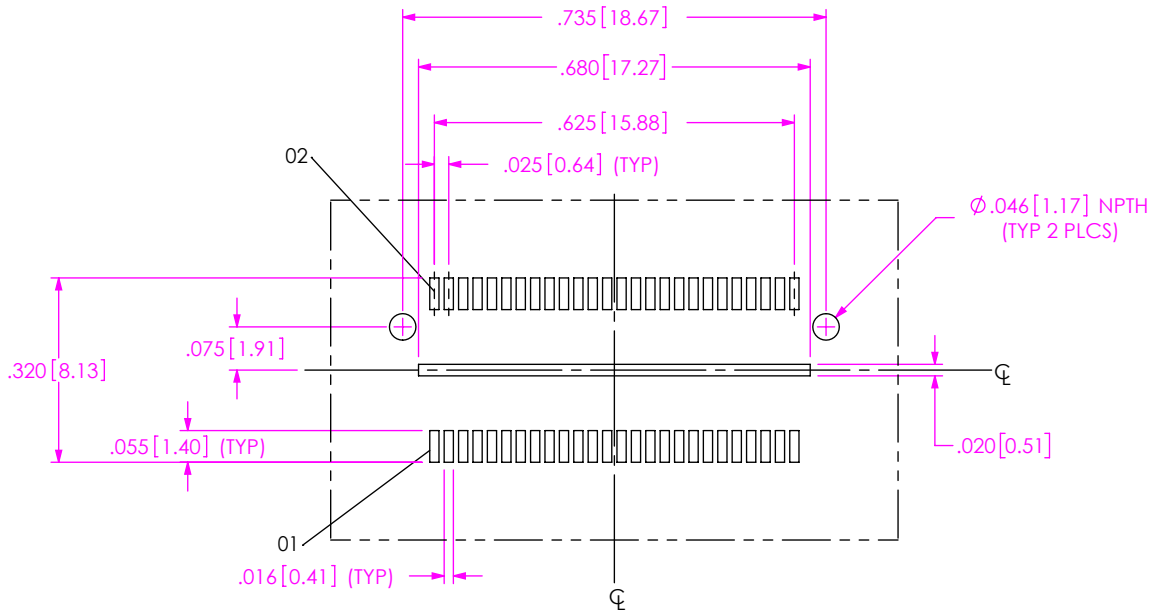

PROPRIETARY NOTE

THIS DOCUMENT CONTAINS CONFIDENTIAL AND PROPRIETARY INFORMATION AND ALL DESIGN, MANUFACTURING, REPRODUCTION, USE, PATENT RIGHTS AND SALES RIGHTS ARE EXPRESSLY RESERVED BY SAMTEC, INC. THIS DOCUMENT SHALL NOT BE DISCLOSED, IN WHOLE OR PART, TO ANY UNAUTHORIZED PERSON OR ENTITY NOR REPRODUCED, TRANSFERRED OR INCORPORATED IN ANY OTHER PROJECT IN ANY MANNER WITHOUT THE EXPRESS WRITTEN CONSENT OF SAMTEC, INC.

520 PARK EAST BLVD, NEW ALBANY, IN 47150
PHONE: 812-944-6733 FAX: 812-948-5047
e-Mail info@SAMTEC.com code 55322

SHEET SCALE: 5:1

DESCRIPTION: MODIFIED ELEVATED QMS ASM

DWG. NO. ASP-129637-13

F:\DWG\MISC\MKTG\ASP-129637-13-MKT.SLDDRW

BY: J. BROWNING 06/26/2014