REVISION H

DO NOT SCALE FROM THIS PRINT

NOTES:
1. **FILL ROWS 3, 4, 7, 8 ONLY, NOT AVAILABLE AS STANDARD.**
2. Ⓒ REPRESENTS A CRITICAL DIMENSION.
3. MINIMUM PUSHOUT FORCE: .75 LB.
4. PARTS TO BE PACKAGED IN TAPE & REEL.
5. TAPE AND REEL WILL BE SUPPLIED WHETHER OR NOT -TR IS SPECIFIED
6. FOR QUANTITIES UP TO 49 PIECES, NO LEADER, TRAILER OR REEL WILL BE SUPPLIED. FOR QUANTITIES OF 50-124 NO LEADER OR TRAILER WILL BE SUPPLIED

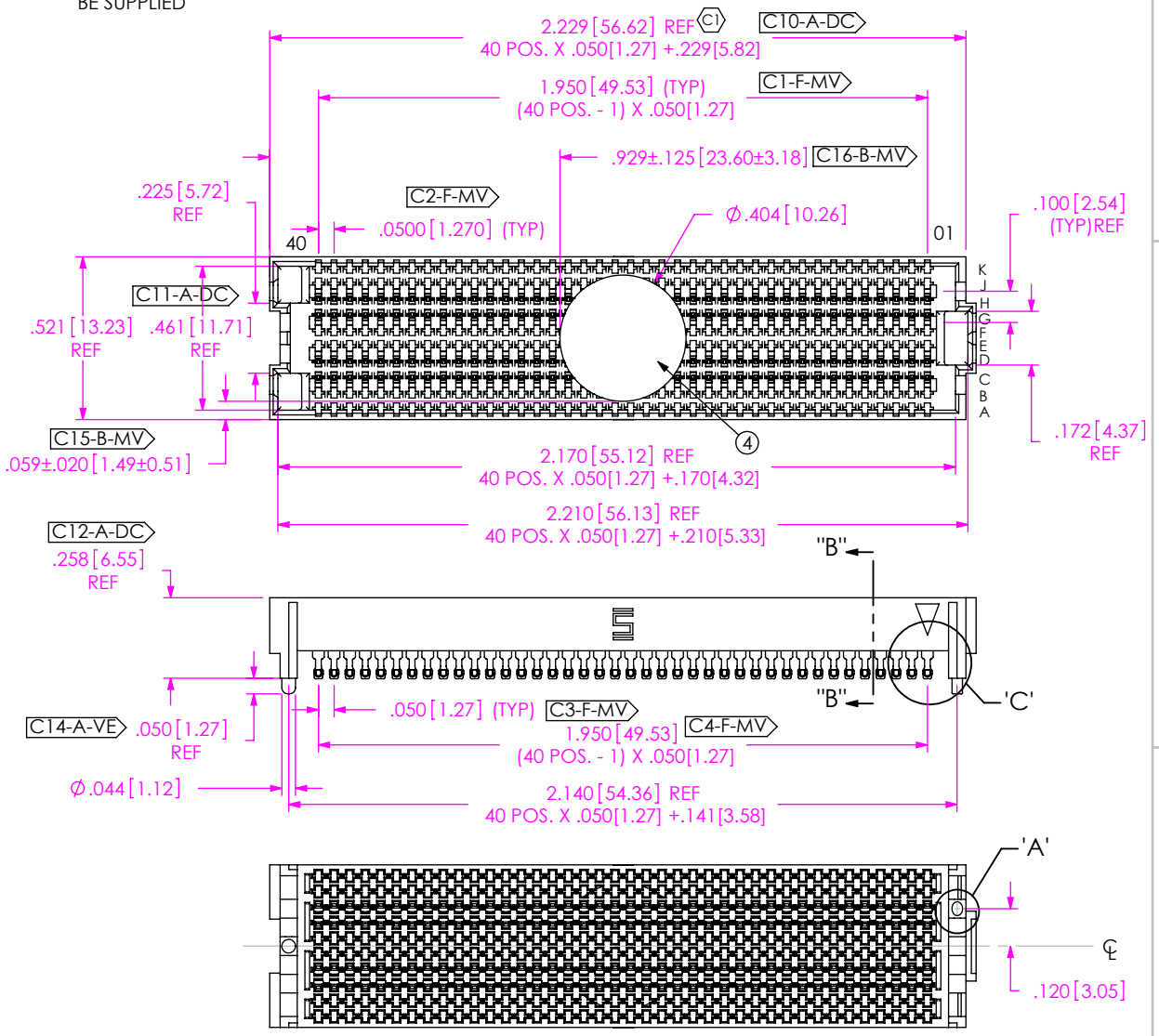

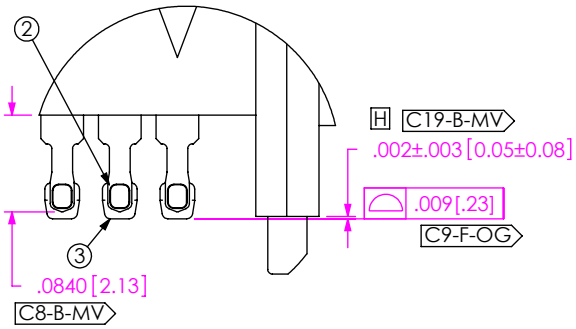

DETAIL 'C'
SCALE 6 : 1

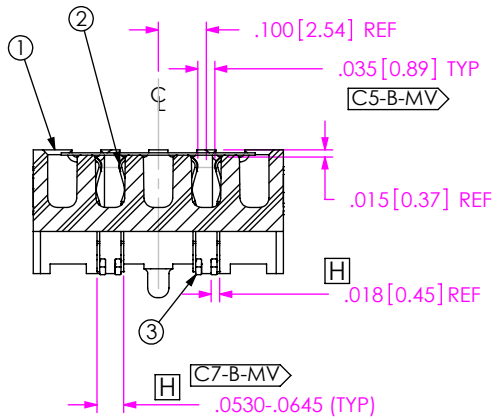

SECTION "B"-"B"
SCALE 2.5 : 1

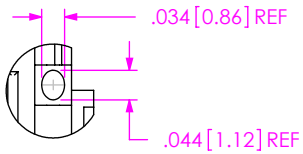

H DETAIL 'A'
SCALE 3.5 : 1

☐ ACCEPTANCE OF DRAWING
☐ ACCEPTED WITH DEVIATIONS LISTED

DATE:
COMPANY:
CUSTOMER SIGNATURE
PRINTED NAME
PHONE No:
FAX No:

ITEM NO.	PART NUMBER	QUANTITY	MATERIAL
1	SEAF-40-06.5-10-A	1.0000	LCP UL 94 VO, COLOR: BLACK
2	C-209-06.5-S	160.00	BRUSH ALLOY 390 HT
3	SDT-645-012-02	160.00	SOLDER (95.5% TIN/3.8% /0.7% COPPER)
4	K-DOT-.404-.500-.005	1.0000	POLYIMIDE FILM
5	CT-SEAF028MS	1.0000	CONDUCTIVE POLYMER

H

UNLESS OTHERWISE SPECIFIED, DIMENSIONS ARE IN INCHES.
TOLERANCES ARE:
DECIMALS
.XX: ±.01[.3]
.XXX: ±.005[.13]
.XXXX: ±.0020[.051]
ANGLES
2 °

PROPRIETARY NOTE
THIS DOCUMENT CONTAINS INFORMATION CONFIDENTIAL AND PROPRIETARY TO SAMTEC, INC. AND SHALL NOT BE REPRODUCED OR TRANSFERRED TO OTHER DOCUMENTS OR DISCLOSED TO OTHERS OR USED FOR ANY PURPOSE OTHER THAN THAT WHICH IT WAS OBTAINED WITHOUT THE EXPRESSED WRITTEN CONSENT OF SAMTEC, INC.

DO NOT SCALE DRAWING
SHEET SCALE: 1:0.333333

PLATING:
CONTACT AREA: .000030 GOLD OVER .000050 NICKEL
REMAINDER: .000200 REF TIN OVER .000050 NICKEL

F:\DWG\MISC\MKTG\ASP-134603-01-MKT.SLDDRW

samtec
520 PARK EAST BLVD, NEW ALBANY, IN 47150
PHONE: 812-944-6733 FAX: 812-948-5047
e-Mail: info@SAMTEC.com code: 55322

DESCRIPTION:
.050 PITCH SOCKET ARRAY ASSEMBLY

DWG. NO.
ASP-134603-01

BY: S. SELLE 10/31/2007 SHEET 1 OF 4

ASP-134603-01	RECOMMENDED PCB LAYOUT FOR ASP-134603-01
REVISION H	

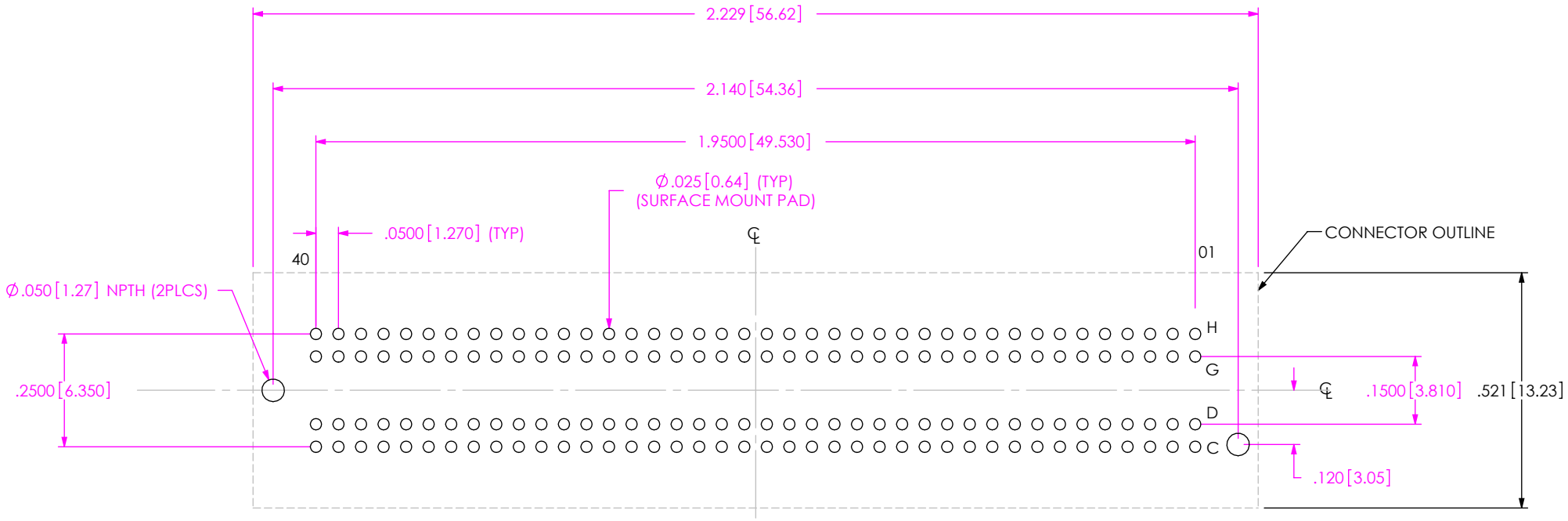

(ALL DIMENSIONS SYMMETRIC ABOUT THE CENTERLINE)

PROPRIETARY NOTE

THIS DOCUMENT CONTAINS INFORMATION CONFIDENTIAL AND PROPRIETARY TO SAMTEC, INC. AND SHALL NOT BE REPRODUCED OR TRANSFERRED TO OTHER DOCUMENTS OR DISCLOSED TO OTHERS OR USED FOR ANY PURPOSE OTHER THAN THAT WHICH IT WAS OBTAINED WITHOUT THE EXPRESSED WRITTEN CONSENT OF SAMTEC, INC.

520 PARK EAST BLVD, NEW ALBANY, IN 47150
PHONE: 812-944-6733 FAX: 812-948-5047
e-Mail: info@SAMTEC.com code: 55322

SHEET SCALE: 1:1

DESCRIPTION: .050 PITCH SOCKET ARRAY ASSEMBLY

DWG. NO. ASP-134603-01

F:\DWG\MISC\MKTG\ASP-134603-01-MKT.SLDDRW

BY: S. SELLE 10/31/2007 SHEET 2 OF 4

ASP-134603-01

REVISION H

RECOMMENDED STENCIL LAYOUT FOR ASP-134603-01

NOTE:
STENCIL TO BE .006[.15] THICK

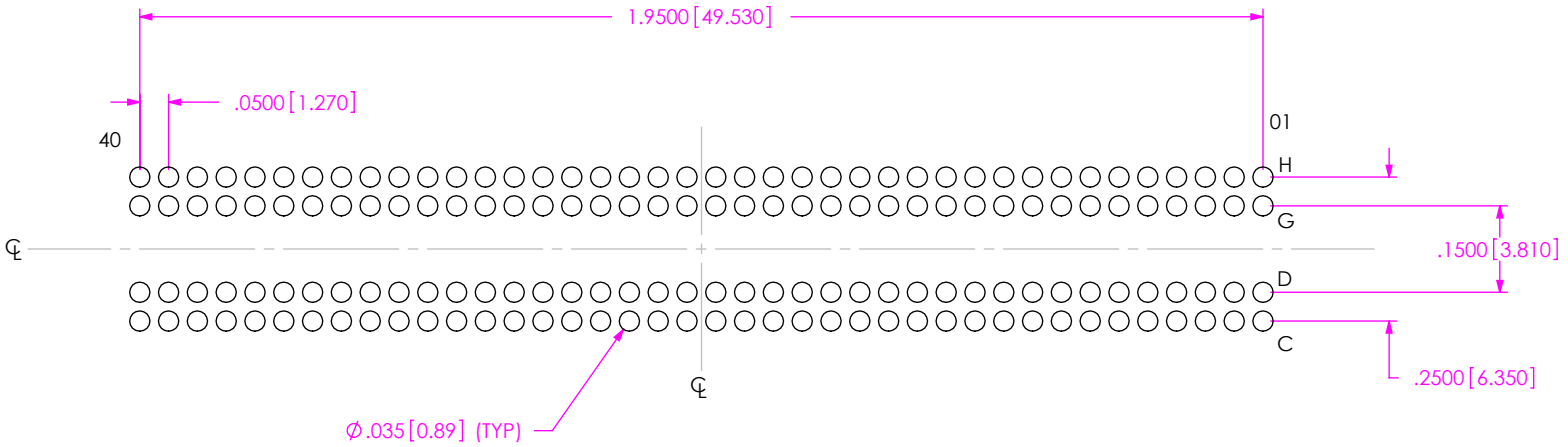

(ALL DIMENSIONS SYMMETRIC ABOUT THE CENTERLINE)

PROPRIETARY NOTE

THIS DOCUMENT CONTAINS INFORMATION CONFIDENTIAL AND PROPRIETARY TO SAMTEC, INC. AND SHALL NOT BE REPRODUCED OR TRANSFERRED TO OTHER DOCUMENTS OR DISCLOSED TO OTHERS OR USED FOR ANY PURPOSE OTHER THAN THAT WHICH IT WAS OBTAINED WITHOUT THE EXPRESSED WRITTEN CONSENT OF SAMTEC, INC.

520 PARK EAST BLVD, NEW ALBANY, IN 47150
PHONE: 812-944-6733 FAX: 812-948-5047
e-Mail: info@SAMTEC.com code: 55322

SHEET SCALE: 1:1

DESCRIPTION: .050 PITCH SOCKET ARRAY ASSEMBLY

DWG. NO. ASP-134603-01

F:\DWG\MISC\MKTG\ASP-134603-01-MKT.SLDDRW

BY: S. SELLE 10/31/2007

ASP-134603-01

REVISION H

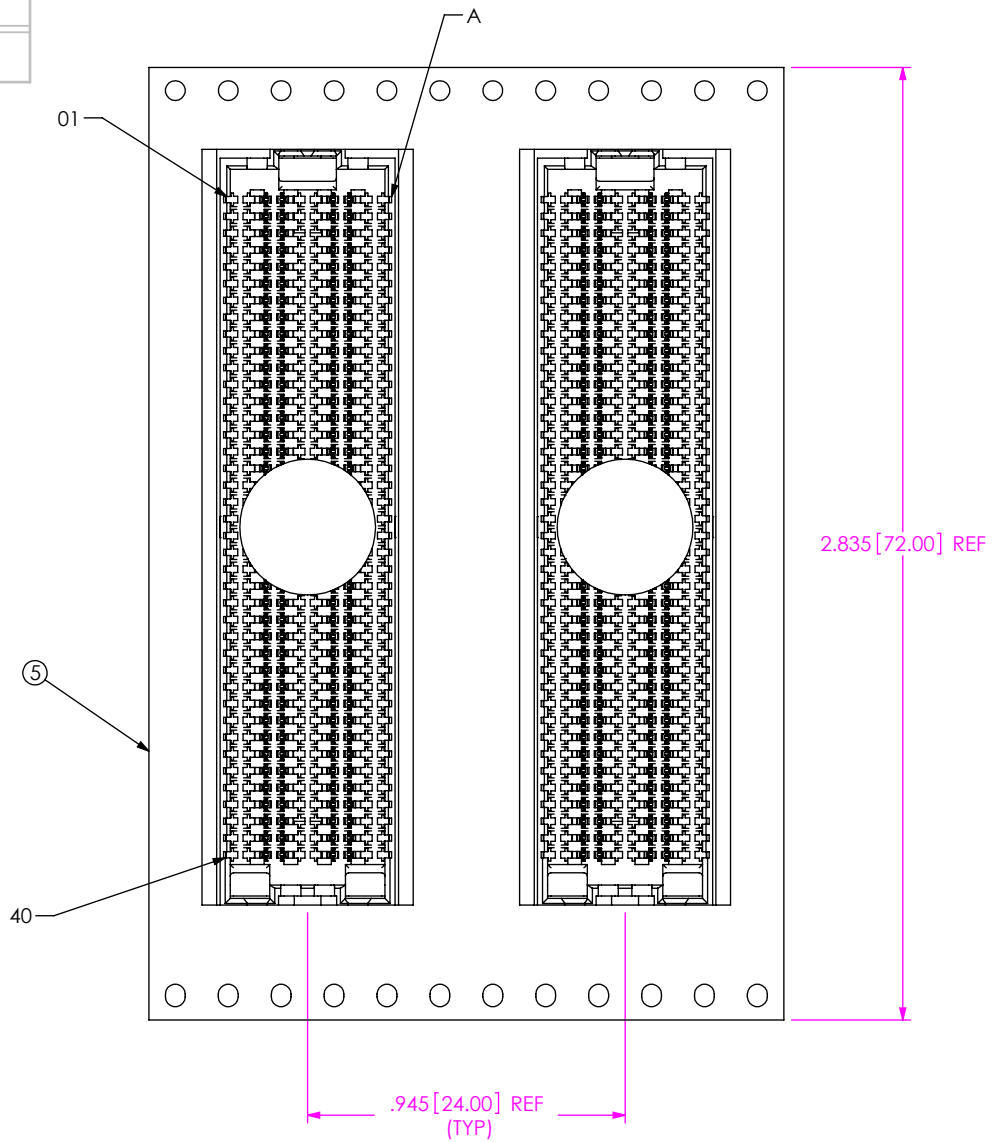

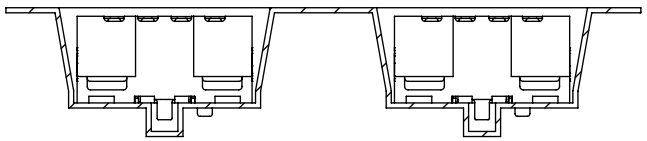

USER DIRECTION OF UNREELING

POCKET NOT DETAILED

PACKAGING VIEW

PROPRIETARY NOTE

THIS DOCUMENT CONTAINS INFORMATION CONFIDENTIAL AND PROPRIETARY TO SAMTEC, INC. AND SHALL NOT BE REPRODUCED OR TRANSFERRED TO OTHER DOCUMENTS OR DISCLOSED TO OTHERS OR USED FOR ANY PURPOSE OTHER THAN THAT WHICH IT WAS OBTAINED WITHOUT THE EXPRESSED WRITTEN CONSENT OF SAMTEC, INC.

520 PARK EAST BLVD, NEW ALBANY, IN 47150
PHONE: 812-944-6733 FAX: 812-948-5047
e-Mail: info@SAMTEC.com code: 55322

SHEET SCALE: 1:2

DESCRIPTION: .050 PITCH SOCKET ARRAY ASSEMBLY

DWG. NO. ASP-134603-01

F:\DWG\MISC\MKTG\ASP-134603-01-MKT.SLDDRW

BY: S. SELLE 10/31/2007 SHEET 4 OF 4