THIS DRAWING IS UNPUBLISHED. ~~RELEASED FOR PUBLICATION~~ 2017
© COPYRIGHT 2017 BY - TE Connectivity Germany GmbH ALL RIGHTS RESERVED.

PROJECT NO. PRJ-17-000901778

REVISIONS					
P	LTR	DESCRIPTION	DATE	DWN	APVD
	A1	ECR-18-006178	23APR2018	AN	KK
	B	ECR-19-006551	24APR2019	AN	KK
	C	ECR-20-001170	24JAN2020	SK	KK
	C1	PCN-23-172830	26APR2023	FRAN	SCHO

0-2317509-2 CODING B

3:1

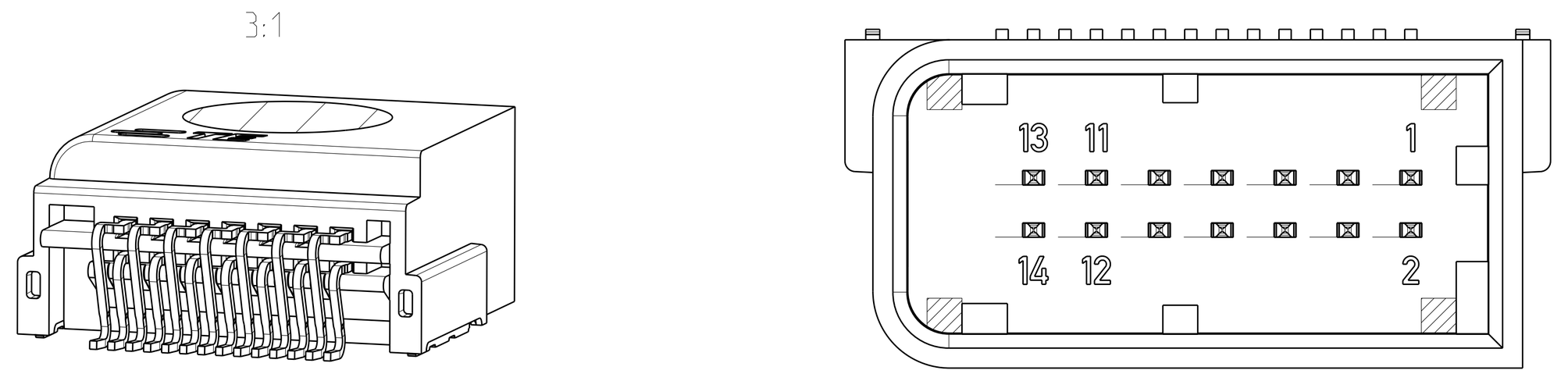

0-2317509-3 CODING C

3:1

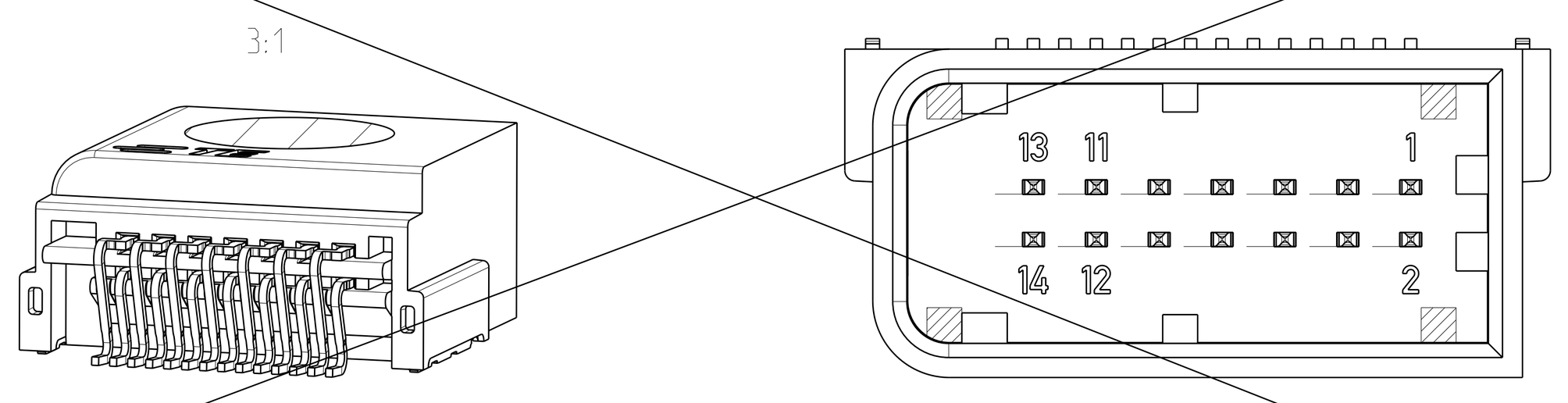

0-2317509-4 CODING D

3:1

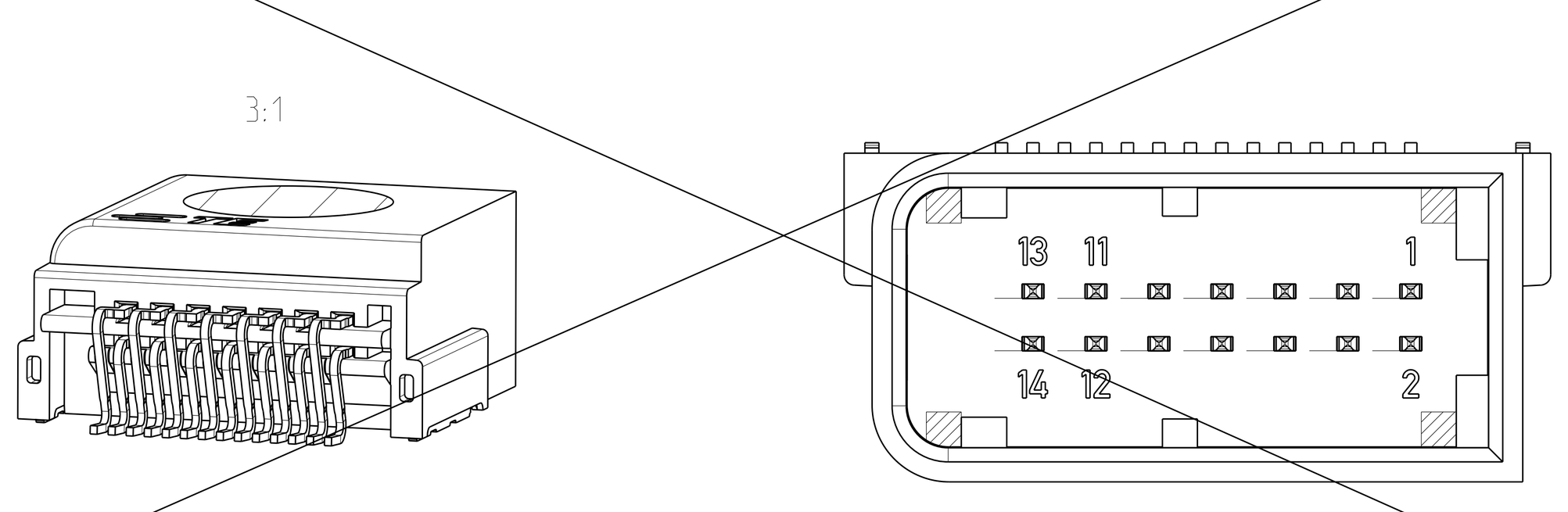

0-2317509-5 CODING E

3:1

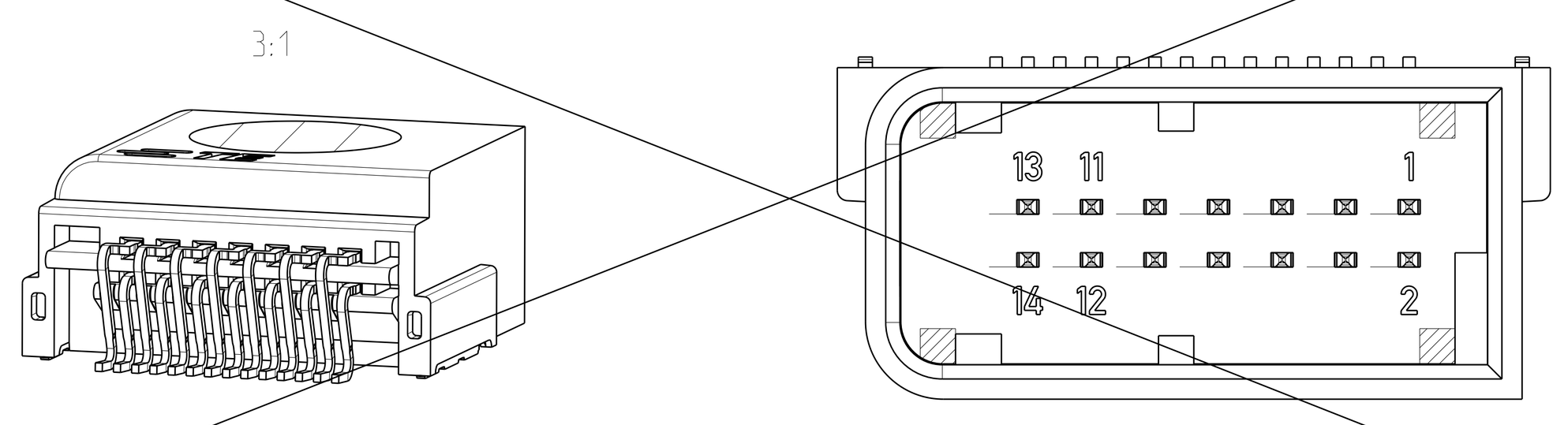

0-2317509-6 CODING F

3:1

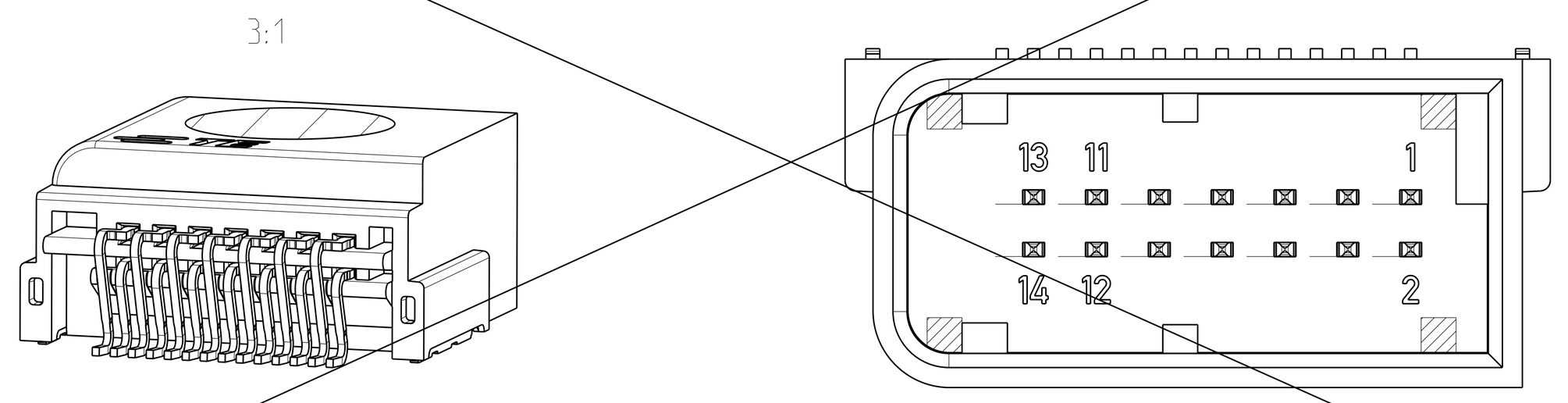

0-2317509-9 CODING Z

3:1

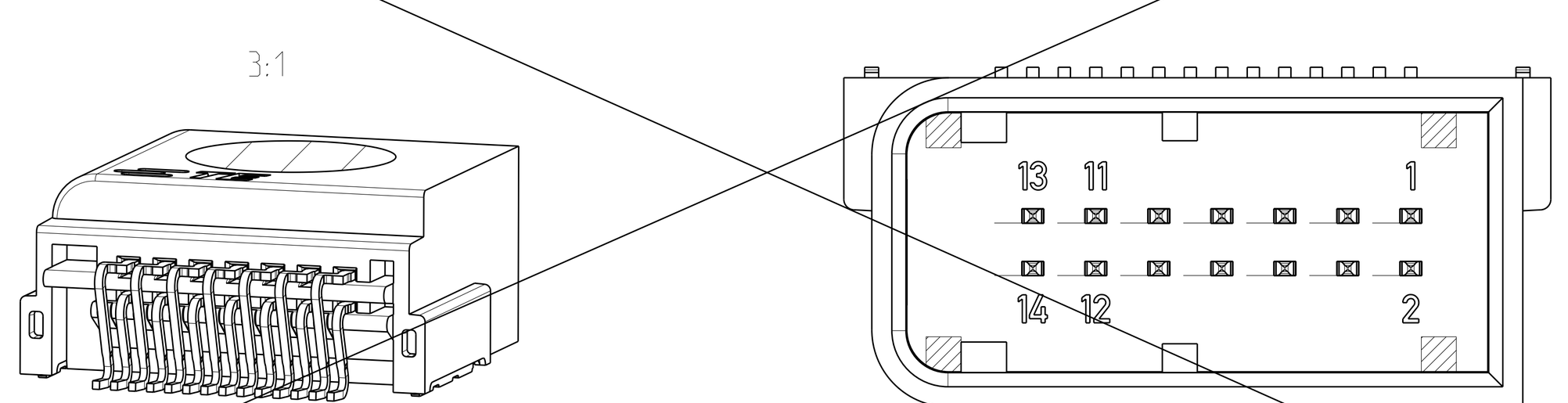

A-A

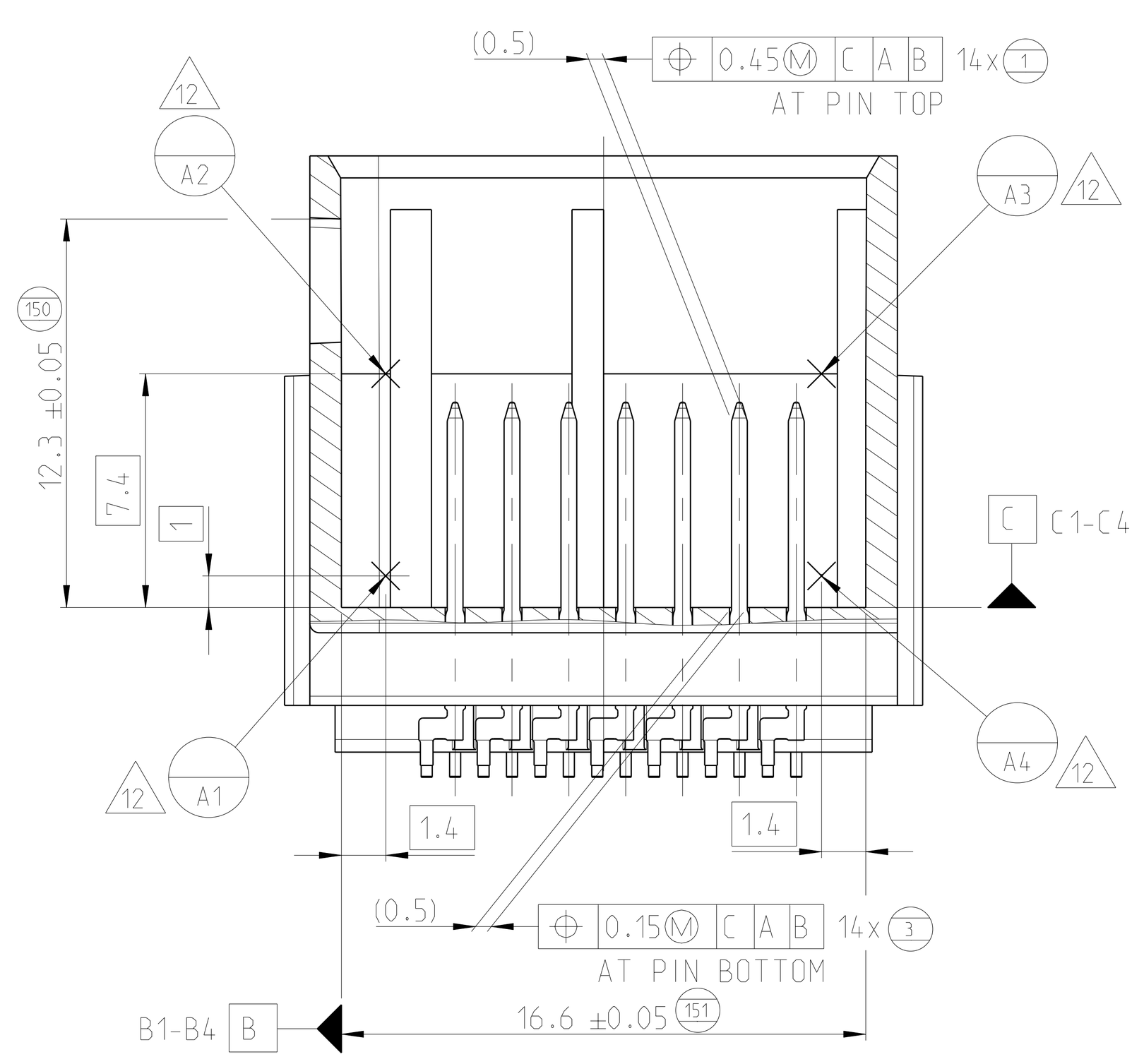

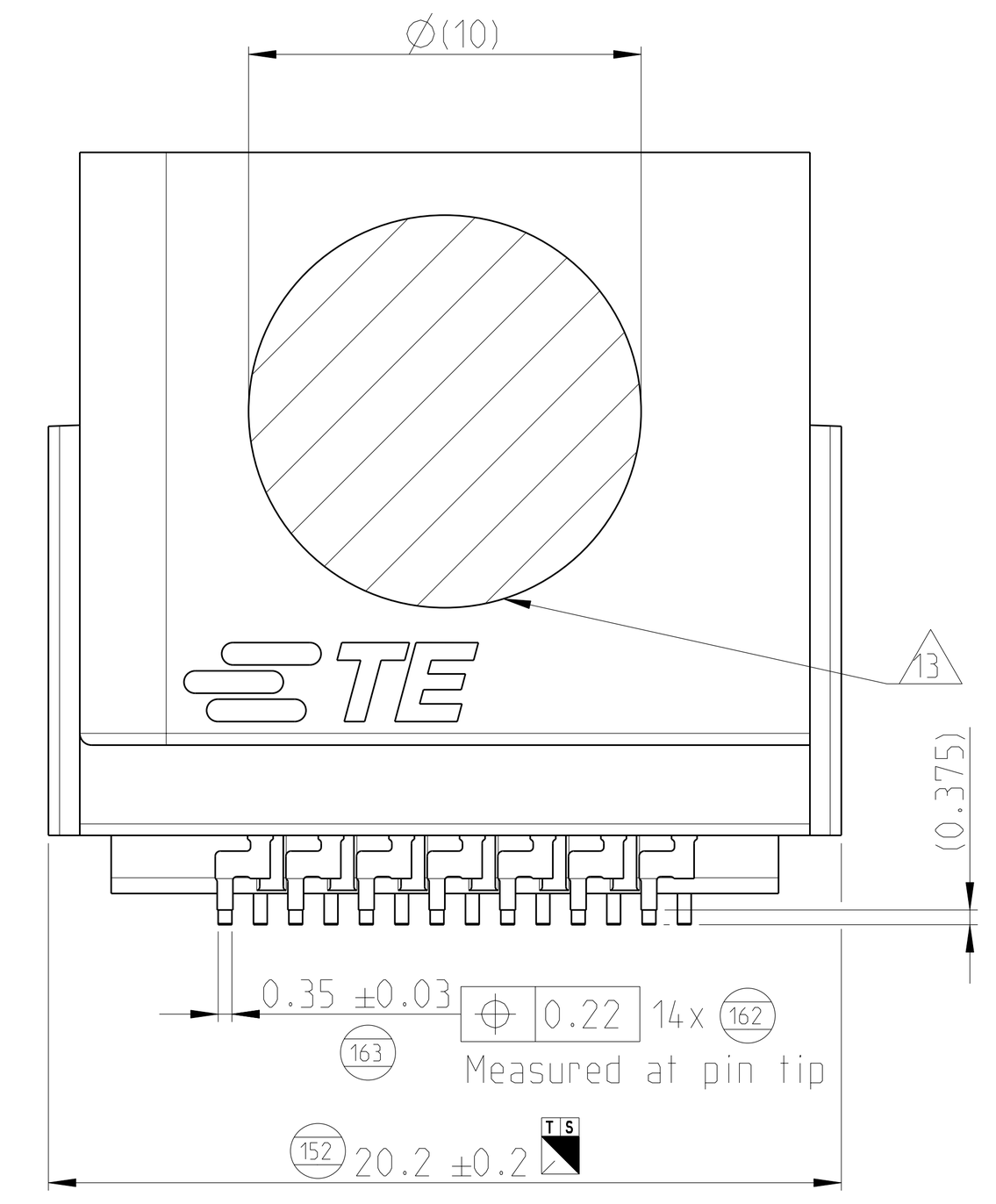

B-B

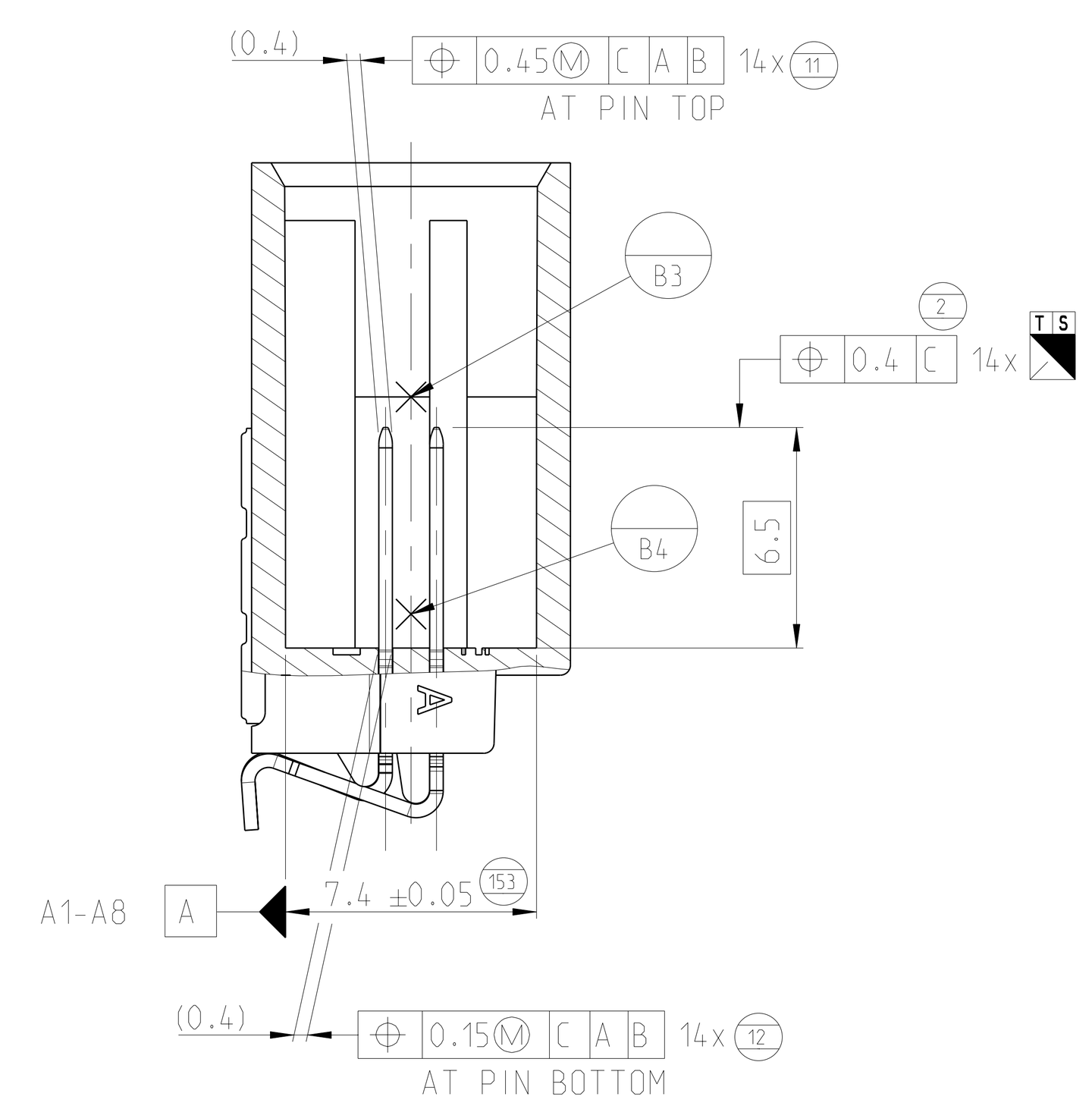

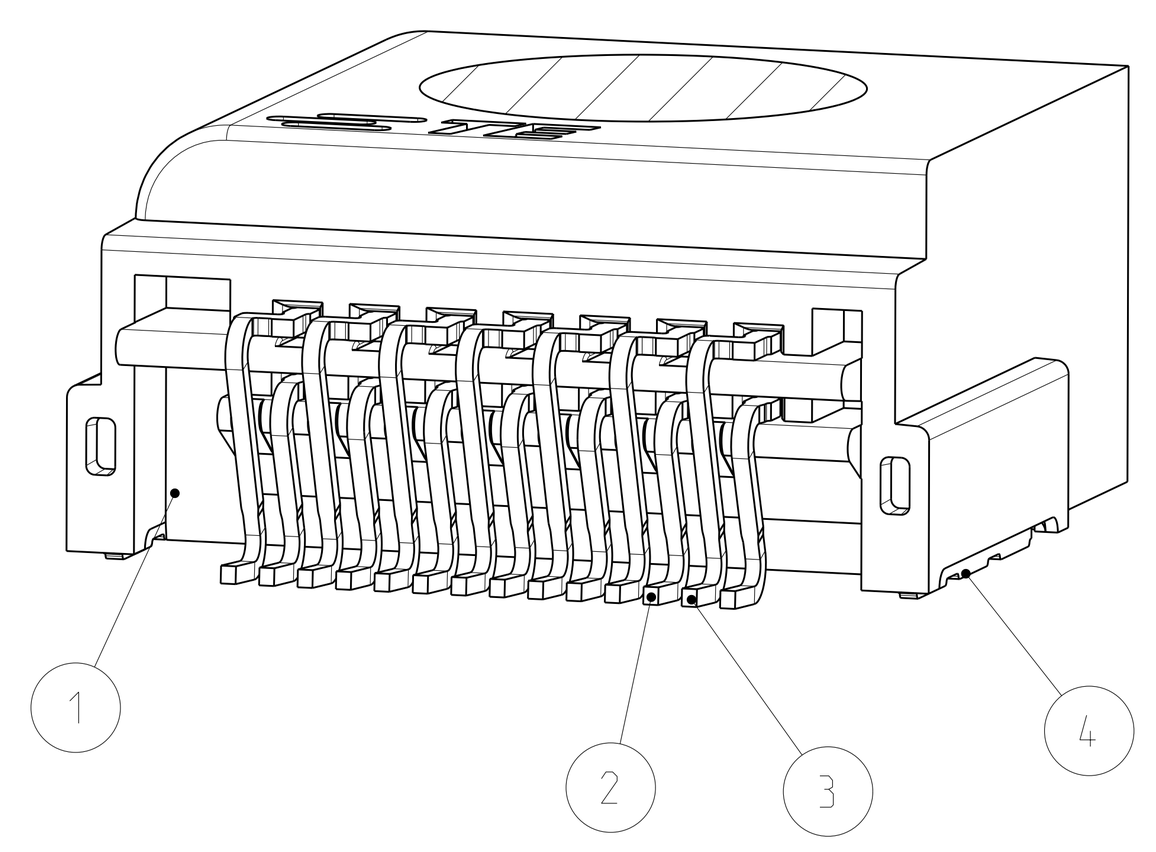

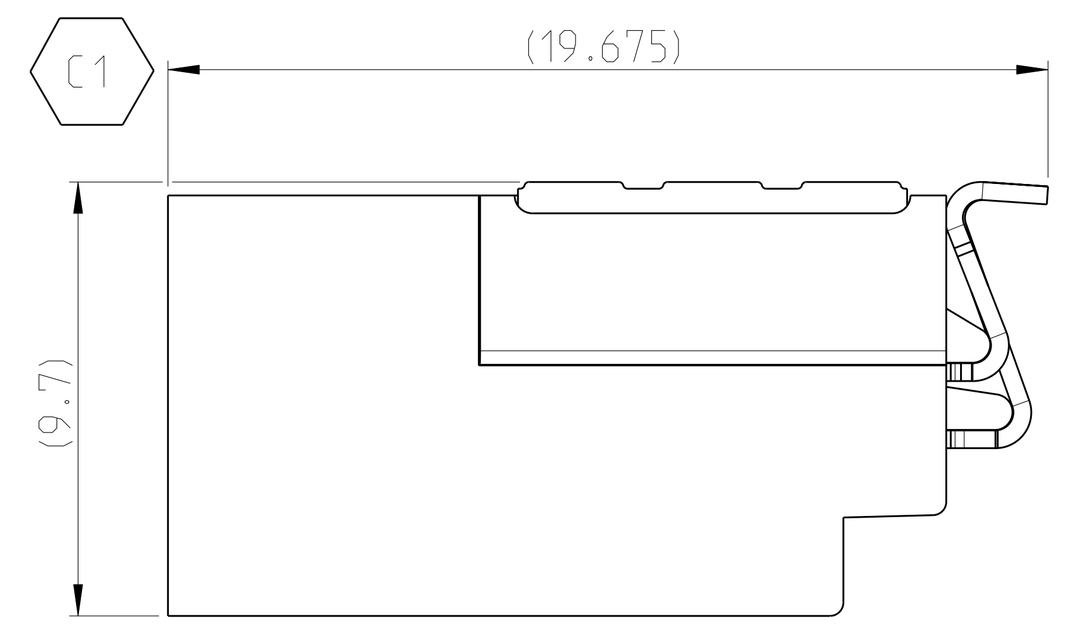

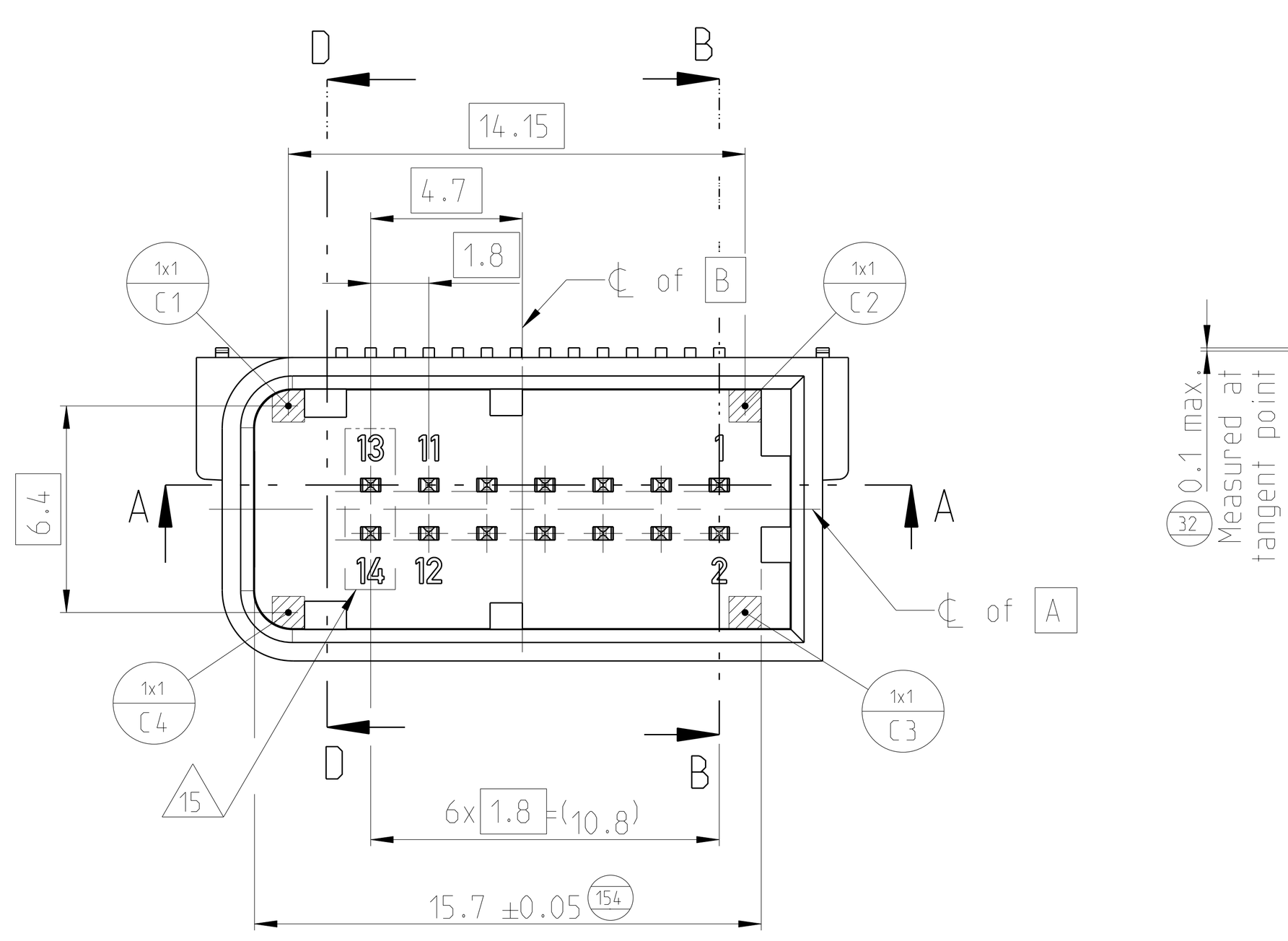

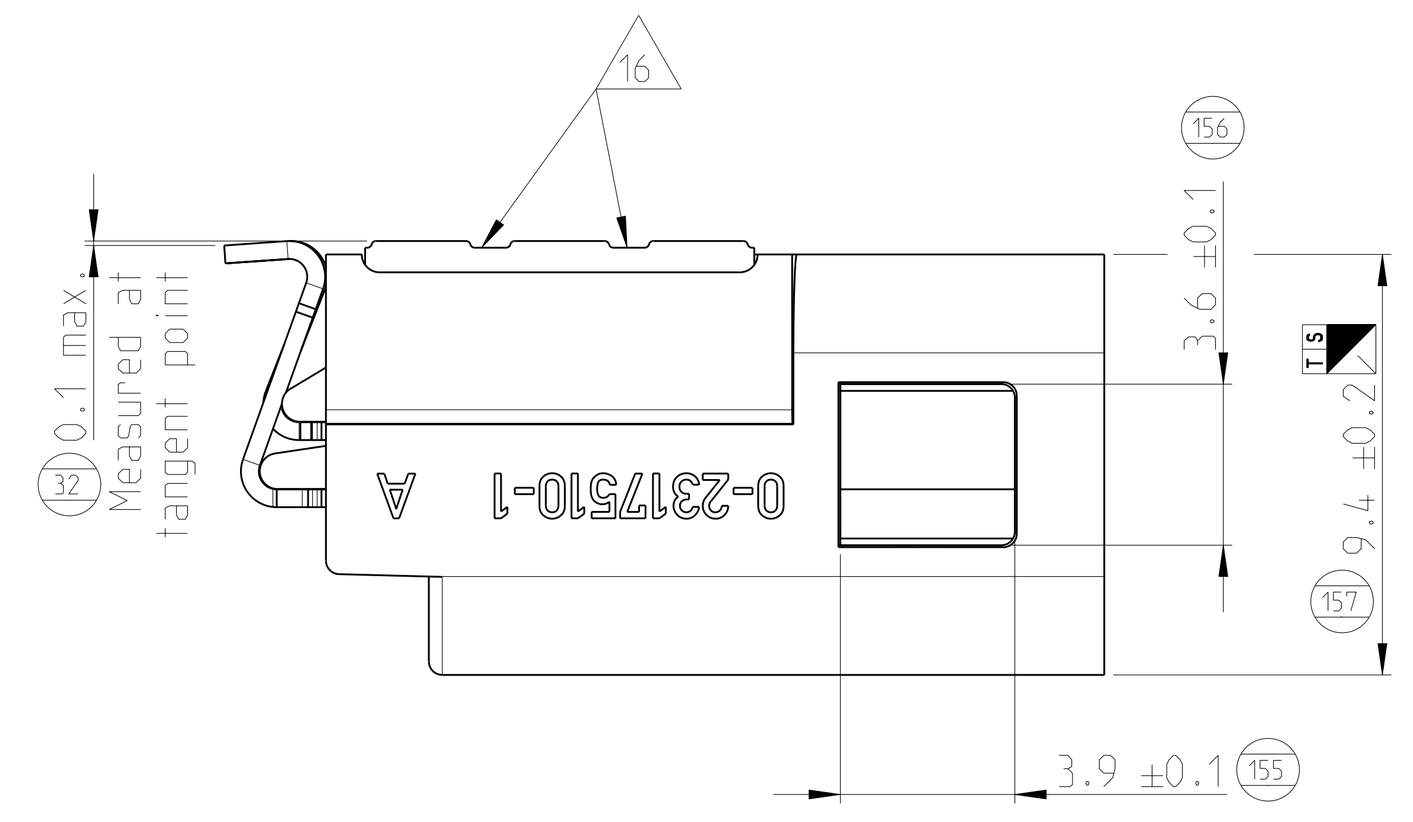

D-D

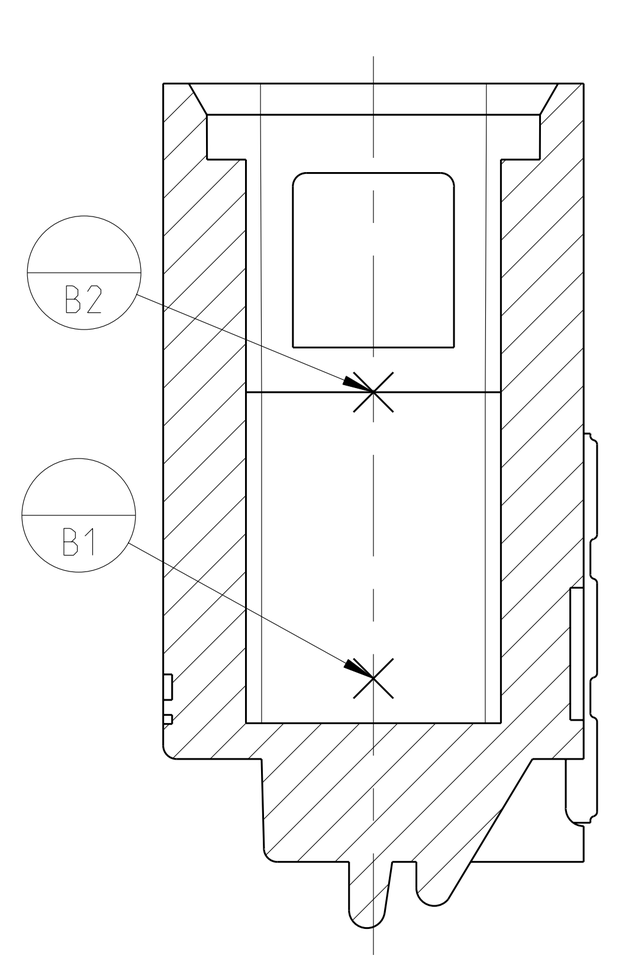

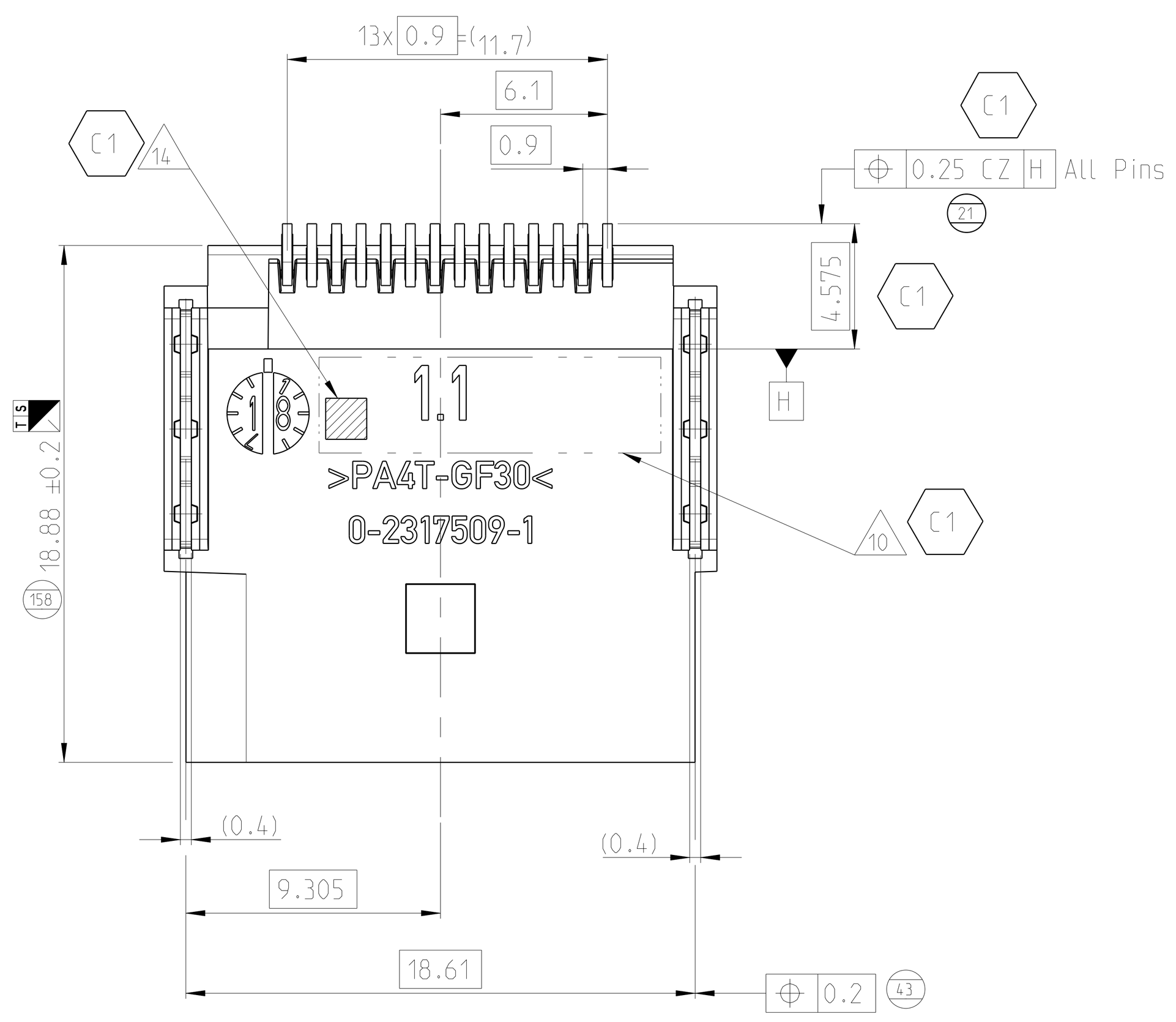

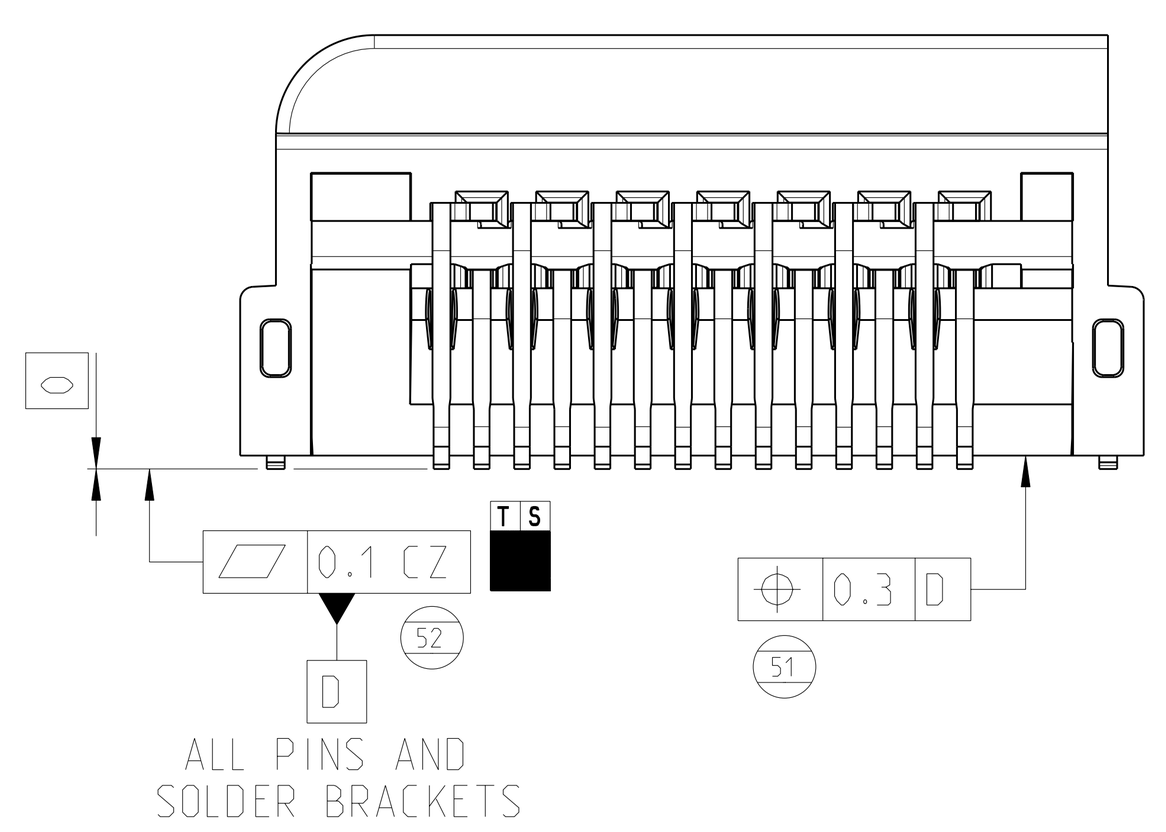

POSSIBLE PCB LAYOUT
CUSTOMER IS RESPONSIBLE FOR FINAL LAYOUT
Empfohlenes PCB Layout
Kunde ist verantwortlich fuer finales Layout

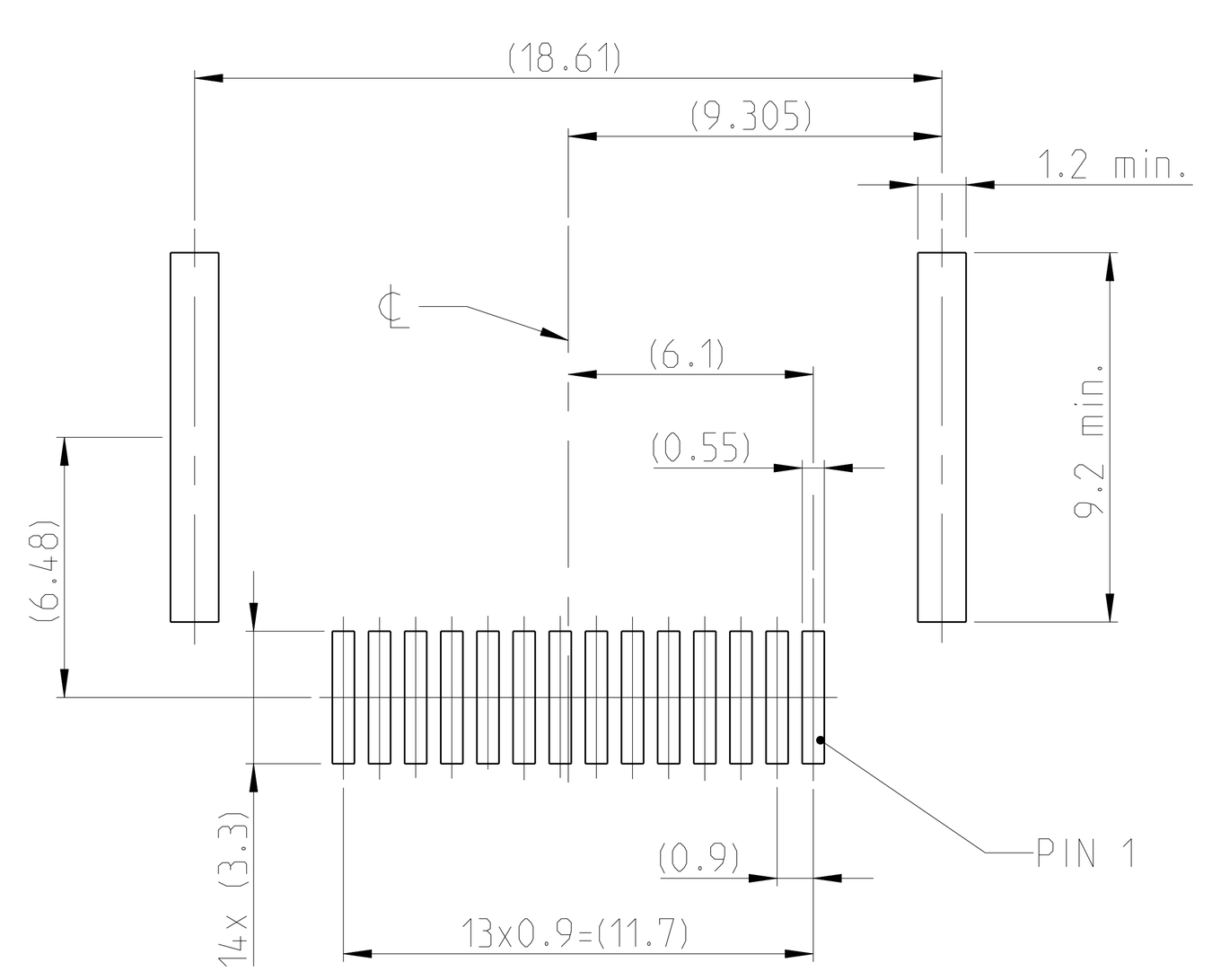

0-2317509-1 AS SHOWN
wie gezeichnet

NOTES
Bemerkungen

(101) 1 PRESS OUT FORCE FOR NANOMQS CONTACT >15N WITH FEED RATE 25mm/min
Kontaktausdrueckkraft fuer NanoMQS Kontakt >15N mit Vorschubgeschwindigkeit 25mm/min
PULL OUT FORCES FOR SOLDER BRACKETS >60 N WITH FEED RATE 25mm/min
Kontakausreisskraft fuer Solder Brackets >60 N mit Vorschubgeschwindigkeit 25mm/min

(102) 2 INTERFACES ACC. TO 114-94000-20, REV. A1, Version 1, RELEASED 29. APRIL 2016
Schnittstellen nach 114-94000-20, Rev. A1, Version 1, veroeffentlicht am 29 April 2016

(103) 3 SOLDERING PROCESS: LEAD-FREE REFLOW SOLDERING IN REFERENCE TO JEDEC J-STD-020D
Loetprozess: Bleifreies Loeten in Anlehnung an die JEDEC J-STD-020D

(104) 4 INTERFACE IS NOT PART OF PPAP: TE CONNECTIVITY IS RESPONSIBLE FOR CONNECTOR SYSTEM
Schnittstelle ist nicht Bestandteil des PPAP, TE Connectivity ist verantwortlich fuer das Stecksystem

(105) 5 TOLERANCES ACC. TO DIN EN ISO 8015, DIN EN ISO 14405-1
GENERAL TOL. ACC. TO DIN 16742 TG5, EXCEPT ANGLE DIM. (SEE TITLE BLOCK)
Tolerierung nach DIN EN ISO 8015, DIN EN ISO 14405-1
Allgemeintoleranzen nach DIN 16742 TG5, ausser Winkelmasse (siehe Schriftkopf)

(106) 6 PACKAGING IN TAPE & REEL ACC. TO V2317509
Verpackung in Tape & Reel nach V2317509

(107) 7 SOLDER BRACKET SURFACE 3-8 µm Sn OVER 1-2.5 µm Ni
Loetblechoberflaeche 3-8 µm Sn ueber 1-2.5 µm Ni

(108) 8 CONTACT SURFACE SOLDER SIDE 3-8 µm Sn OVER 1-2.5 µm Ni. MATING SIDE Sn ACC. 114-94201
Kontaktoberflaeche Loetseitig 3-8 µm Sn ueber 1-2.5 µm Ni, steckseite Sn nach 114-94201

(109) 9 FOR MISSING DIMENSION SEE CAD-MODEL X-2317509-X, REV. A
Fehlende Masse sind dem CAD-Model X-2317509-X, Rev. A zu entnehmen

C1 (110) 10 AREA OF GOOD PART MARKING: WITH PUNCH MARK OR LASER MARKING
Bereich der Gutteilmarkierung: Mit Koernerpunkt oder Lasermarkierung

(111) 11 ELECTRICAL 100% FINAL INSPECTION FOR CONTINUITY AND SHORT CIRCUIT
TS AS WELL AS EXISTENCE OF ALL CONTACTS
Elektrische 100% Endpruefung auf Durchgang und Kurzschluss,
sowie das Vorhandensein aller Kontakte

(112) 12 REFERENCE POINTS A5,6,7,8 ARE ON OPPOSITE SITE OF A1,2,3,4
Bezugspunkte zu A5,6,7,8 auf gegenueberliegender Seite von A1,2,3,4

(113) 13 VACUUM GRIP AREA FREE OF BURR AND EJECTOR PINS
Ansaugflaeche frei von Grat und Auswerferstiften

(114) 14 COLORED IDENTIFICATION MARK FOR C-SAMPLES
Farbliche Markierung fuer C-Muster

(115) 15 PINS OPTIONAL ALLOWED, BUT AT CPA-CONNECTOR WITHOUT ELECTRIC FUNCTION
Pins optional zulaessig, aber bei CPA-Stecker ohne elektrische Funktion

(116) 16 CUT OUT WITH PLAIN STAMPING EDGES
Ausschnitt mit blanken Stanzkanten

SERIES													
X- -1	X- -2	n/a	n/a	n/a	n/a	n/a	PN: 2320014 - suitable Receptacle Housing w/o CPA						
X- -1	X- -2	n/a	n/a	n/a	n/a	n/a	PN: 2312112 - suitable Receptacle Housing w/ CPA						
2	2	2	2	2	2	2	Solder Brackets	-	-	Copper-Alloy	7	-	4
7	7	7	7	7	7	7	NanoMQS Pin Long	-	-	Copper-Alloy	8	-	3
7	7	7	7	7	7	7	NanoMQS Pin Short	-	-	Copper-Alloy	8	-	2
-	-	-	-	-	-	1	14Pos Header Housing	Z	A	PA4T-GF30	waterblue	5021	1
-	-	-	-	-	1	-	14Pos Header Housing	F	A	PA4T-GF30	brown	tbd	1
-	-	-	-	1	-	-	14Pos Header Housing	E	A	PA4T-GF30	green	tbd	1
-	-	-	1	-	-	-	14Pos Header Housing	D	A	PA4T-GF30	claret-violet	4004	1
-	-	1	-	-	-	-	14Pos Header Housing	C	A	PA4T-GF30	blue	5005	1
-	1	-	-	-	-	-	14Pos Header Housing	B	C	PA4T-GF30	nature	-	1
1	-	-	-	-	-	-	14Pos Header Housing	A	C	PA4T-GF30	black	9011	1
QUANTITY							DESCRIPTION	COD.	REV.	MATERIAL	SURFACE/ COLOR	RAL (similar)	POS.
C	C	A	A	A	A	A	Assy. Rev.						
0-x-1	0-x-2	~~0-x-3~~	~~0-x-4~~	~~0-x-5~~	~~0-x-6~~	~~0-x-9~~	w/ CPA X-2317509-X						
2.26	2.26	~~2.26~~	~~2.26~~	~~2.26~~	~~2.26~~	~~2.22~~	Approx. Weight (gr)						

TS 100% Inspection
100% Pruefung

TS Cmk>= 1.67
Cmk>= 1.67

TS GAUGE INSPECTION
Lehren Pruefung

THIS DRAWING IS A CONTROLLED DOCUMENT.

DIMENSIONS: mm

TOLERANCES UNLESS OTHERWISE SPECIFIED: 0 PLC ±- 1 PLC ±- 2 PLC ±- 3 PLC ±- 4 PLC ±- ANGLES ±1° (5)

MATERIAL - -

FINISH - -

DWN MAHESHA B K 08MAR2017
CHK D. Meininger 14MAR2017
APVD B.Fieberling 23JUN2017
PRODUCT SPEC 108-94871 (C1)
APPLICATION SPEC -
WEIGHT -

TE Connectivity

NAME 14Pos, NanoMQS, Header Assy, 12Pos+CPA, 90deg, SMD

SIZE A0 CAGE CODE 00779 DRAWING NO C-2317509 RESTRICTED TO -

CUSTOMER DRAWING SCALE 5:1 SHEET 1 OF 1 REV C1

printed on 26 Apr 2023 14:51 (Mitteleurop from TE220462
4806 (3/13)