

DIRECTIONAL YAGI ANTENNAS

Y(S)4503

SILVER SERIES DIRECTIONAL YAGI ANTENNAS COMBINE OPTIMIZED DESIGN FEATURES WITH GREAT VALUE
Laird Silver Series Yagi antennas represent great value while featuring the same great optimized design and plated brass connector found on premium gold series models. Each Yagi is factory tuned on a network analyzer for best power match and lowest VSWR, offering the best possible performance every time. All antennas ship complete with a mounting kit that includes stainless steel hardware.

FEATURES AND BENEFITS

- All UHF and higher frequency models are delivered fully assembled
- All radial elements are secured to the boom with stainless steel hardware to prevent corrosion
- Every Yagi is tuned on a network analyzer for best power match and lowest VSWR
- All antennas ship complete with a mounting kit that includes stainless steel hardware

APPLICATIONS

- Point-to-point and multi-point / omnidirectional outdoor antenna applications used by private organizations and government agencies around the globe.
- Typical applications include transportation such as railroad switching, remote locations reporting examples that include oil fields, weather conditions and, meter data transmissions for utilities.

ELECTRICAL SPECIFICATION	
Frequency Range	450 – 470 MHz
VSWR	< 2:1
Return Loss	-10 dB max
Nominal Gain	7.1 dBd
Front to Back Ratio	17 dBd
Maximum Power	300 W
Nominal Impedance	50 Ω
Polarization	Vertical or Horizontal
Pattern	Directional
Horizontal Beamwidth (For Horizontal Polarization)	115°
Vertical Beamwidth (For Vertical Polarization)	114°
Tuning	NA
Transmitting/Receiving	Both

MECHANICAL SPECIFICATION	
Material	Aluminum
Length	20-3/16”
Height	13-1/2”
Boom Diameter	7/8”
Weight	1.15 lbs
Rated Wind Velocity	150 mph (241 kph)
Rated Wind Velocity (with 0.5” radial ice)	80 mph (130 kph)
Equivalent Flat Area	0.2177 sq. ft.
Cable	None
Termination	N-Female connector
Color	Silver Only for YS series
Lightning Protection	Lightning Arrestor LABH350NN (Sold Separately)
Mounting Included	Yagi mounting kit included for 7/8” boom

RADIATION PATTERNS

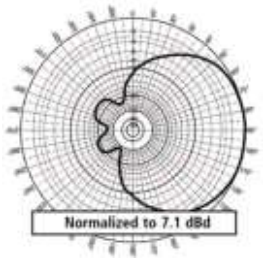

Vertical-to-Vertical
Polarization
azimuthal Pattern
(y, Z, or e-plane)

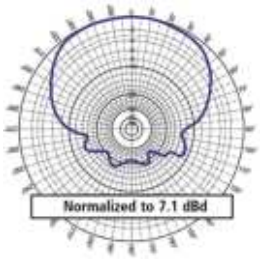

Horizontal-to-Horizontal
Polarization
azimuthal Pattern
(y, Z, or H-plane)

TE TECHNICAL SUPPORT CENTER

USA:	+1 (800) 522-6752
Canada:	+1 (905) 475-6222
Mexico:	+52 (0) 55-1106-0800
Latin/S. America:	+54 (0) 11-4733-2200
Germany:	+49 (0) 6251-133-1999
UK:	+44 (0) 800-267666
France:	+33 (0) 1-3420-8686
Netherlands:	+31 (0) 73-6246-999
China:	+86 (0) 400-820-6015

te.com

TE Connectivity, TE Connectivity (logo) and Every Connection Counts are trademarks. All other logos, products and/or company names referred to herein might be trademarks of their respective owners.

The information given herein, including drawings, illustrations and schematics which are intended for illustration purposes only, is believed to be reliable. However, TE Connectivity makes no warranties as to its accuracy or completeness and disclaims any liability in connection with its use. TE Connectivity's obligations shall only be as set forth in TE Connectivity's Standard Terms and Conditions of Sale for this product and in no case will TE Connectivity be liable for any incidental, indirect or consequential damages arising out of the sale, resale, use or misuse of the product. Users of TE Connectivity products should make their own evaluation to determine the suitability of each such product for the specific application.

©2021 TE Connectivity. All Rights Reserved.

11/21 Original