







HEAVY DUTY CONNECTORS

Contents

General guide

Product overview

HA Series.....25-50
HD, HDD Series.....51-112
HE, HEE, HEEE Series.....113-168
HSB Series.....169-180
HQ Series.....181-196
HEAV Contact Series.....197-200
HMN Modular Series.....201-234
HK, HWK Series.....235-276

Hoods and Housings

HA/HB series shells(IP65,IP68).....277-300

Inserts mounting elements

Tools and inserts and rail mounting elements.....301-310

Accessories

Cable glands and accessories.....311-330

TE Heavy Duty Connectors – Applications



Rolling Stock



Machinery



Factory Automation

The broad range of Heavy Duty Connectors (HDC) are designed for reliably performing under the most demanding operating and harsh environmental conditions. With a tested salt spray and corrosion resistance of over 1000 hours and an IP 69 K rating, these connectors are suited for various applications in industrial environments. Thanks to their modular system, TE's Heavy Duty Connectors offer power, signal and data transmission in one connector.

TE CONNECTIVITY AT YOUR SERVICE



TE Connectivity Online

The TE Connectivity website is an innovative and interactive source for application information, product updates and technical solutions. Our step-by-step software makes our website intuitive and user-friendly to better serve you! Please contact us at: te.com

Product Information Centers

You've got questions? TE's Product Information Centers (PIC) will help you get answers. Contact a technical product information specialist.

- Email us
- Call us
- Chat with us

Please go to te.com/help for more information.

Internet

te.com

All specifications subject to change. Consult TE Connectivity for latest design specifications.
Contact TE for assistance with any part number configuration.

Restriction on the Use of Hazardous Substances (RoHS)

At TE Connectivity (TE), we are ready to support your RoHS requirements. We have assessed more than 1.5 million end items/components for RoHS compliance, and issued new part numbers where any change was required to eliminate the restricted materials. Part numbers in this catalog are identified as:

ROHS COMPLIANT

Part numbers in this catalog are RoHS Compliant, unless marked otherwise.

These products comply with European Union Directive 2002/95/EC as amended 1 January 2006 that restricts the use of lead, mercury, cadmium, hexavalent chromium, PBB, and PBDE in certain electricelectronic products sold into the EU as of 1 July 2006.

Note: For purposes of this Catalog, included within the definition of RoHS Compliant are products that are clearly "Out of Scope" of the RoHS Directive such as hand tools and other non-electrical accessories.

NON-ROHS COMPLIANT

These part numbers are identified with a "♦" symbol. These products do not comply with the material restrictions of the European Union Directive 2002/95/EC.

5 OF 6 COMPLIANT

A "●" symbol identifies these part numbers. These products do not fully comply with the European Union Directive 2002/95/EC because they contain lead in solderable interfaces (they do not contain any of the other five restricted substances above allowable limits). However, these products may be suitable for use in RoHS applications where there is an application-based exception for lead in solders, such as the server, storage, or networking infrastructure exemption.

Note: Information regarding RoHS compliance is provided based on reasonable inquiry of our suppliers and represents our current actual knowledge based on the information provided by our suppliers. This information is subject to change. For latest compliance status, refer to our website referenced below.

GETTING THE INFORMATION YOU NEED

Our comprehensive on-line RoHS Customer Support Center provides a forum to answer your questions and support your RoHS needs. A RoHS FAQ (Frequently Asked Questions) is available with links to more detailed information. You can also submit RoHS questions and receive a response within 24 hours during a normal work week. The Support Center also provides:

- Cross-Reference from Non-compliant to Compliant Products
- Ability to browse RoHS Compliant Products in our on-line catalog: te.com/customersupport/productcoinpliance
- More detailed information regarding the definitions used above

So whatever your questions when it comes to RoHS,
we've got the answers at www.te.com/leadfree

RoHS Customer Support Center

General overview of heavy duty connectors

General features	TE's HDC product series is designed for data, signal and power connections in harsh environments. The modular connector design provides a high degree of flexibility so solutions can be customized for different applications such as machinery, robotics, railway, wind energy and conventional energy generation and distribution.
Inserts	HDC products consist of three key elements: inserts, contacts and hoods and housings. The inserts and contacts are modular and assembled together to provide electrical performance offering crimp-, screw- and spring-clamp termination technology.
Enclosures	The hoods and housings are made of powder coated die cast aluminum alloy or of thermoplastic and are protecting the connector inserts against the ingress of dust or water according to the degree of protection IP 65, IP 68 and IP 69 K. Cable glands in different versions or DIN-rail mounts are completing the connector-solutions as accessories.
Customized design	For customer's special requirement, we can provide customized design. Please contact us.
Specifications, Standards and Approvals	1. Specifications DIN VDE 0110 Concerning clearance and creepage distances DIN VDE 0627 Connectors and plug devices 2. Standards DIN EN 175 301-801 DIN EN 60664-1 DIN EN 61 984 IEC 60 529 3. Approvals

All specifications subject to change. Consult TE Connectivity for latest design specifications.
Contact TE for assistance with any part number configuration.

Connector components

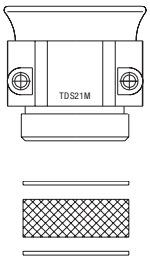

CABLE FITTING

Special cable fittings for protection up to IP69K and for electro-magnetic compatibility available

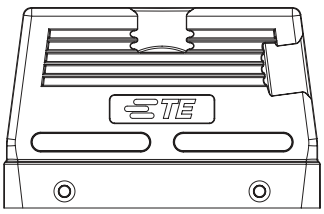

HOOD

Standard and corrosion-resistant connector hoods:

- low and high construction
- 4 different locking systems
- different cable entries and directions:
  - M Thread
  - PG Thread

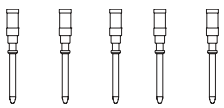

CONTACTS

Silver or gold plated
Solid machined contacts with screw, spring or crimp termination
Stamped and formed contacts



MALE INSERT

Screw, Spring clamp or crimp terminal

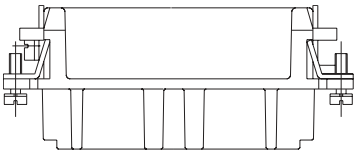

FEMALE INSERT

Screw, Spring clamp or crimp terminal

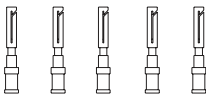

HOOD AND HOUSING

Standard and corrosion-resistant bottom-entry, surface-mounted and cable-to-cable hoods:

- low and high construction (bottom-entry and cable-to-cable hood) with/without cover
- 4 different locking systems

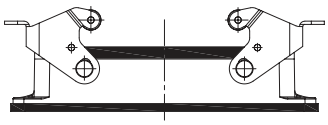

Terminal types

Screw dimensions and tightening torque for screw terminals						
Wire gauge (mm²)	1.5	2.5	4.0	6.0	10	16
Screw thread	M3	M3	M3.5	M4	M4	M6
Test moment of torque (Nm)	0.5	0.5	0.8	1.2	1.2	1.2
Min. pull-out for stranded wire (N)	40	50	60	80	90	100

Spring terminal

No special tools



60% faster

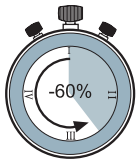

One conductor per termination

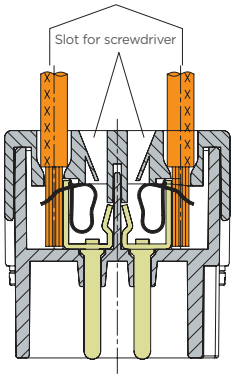

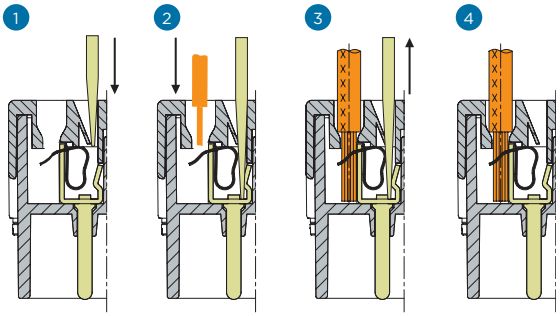

3.5x0.5mm
Screwdriver width: 3.5x0.5mm

SCREW TERMINAL

The screw terminal is the most common type of connection. Ratings are based on VDE 0609/EN 60 999. Please refer to the table at the left for the tightening torque.

The series HE, HSB, HAVE are equipped with a wire protection, thus the use of ferrules is not necessary. The series HA is not equipped with wire protection and ferrules must be used.

SPRING TERMINAL

The spring terminal offers a vibration proof termination for solid and stranded wires with cross sections ranging from 0.14 mm² to 2.5 mm² (AWG 26-14).

Easy operation of the spring terminal with a screw driver, which is inserted in the same direction of the cable opening.

Internationally approved by UL, CSA, VDE.

CRIMP TERMINATION

A proper crimp connection is gastight, therefore corrosion free and represents a cold weld of the parts being connected. Wires to be connected must be matched with the correct size of crimp contacts. The crimp termination represents a highly reliable vibration proof connection with low contact resistance and highest contact density which can be applied with manual and automatic crimping tools.

All specifications subject to change. Consult TE Connectivity for latest design specifications.
Contact TE for assistance with any part number configuration.

Terminal types

SCREW TERMINAL

HA series
HE, HVE series
HSB series
HK series
HWK series
HEAV series

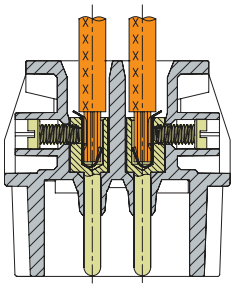

Inserts	Max. wire gauge		Stripping length L (mm)
	mm²	AWG	
HA-003, HA-004	2.5	14	4.5
HA, HEAV	2.5	14	7.5
HE, HVE	2.5	14	7.5
HSB	6.0	10	7.5
HK, HWK	35.0	2.0	10.5

CRIMP TERMINAL

HD series
HDD series

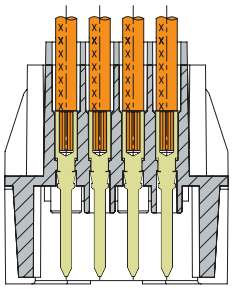

Inserts	Max. wire gauge		Stripping length L (mm)
	mm²	AWG	
HD HDD HMN(10A) HQ(10A) HK(10A)	0.5	20	8.0
	0.75	18	8.0
	1.0	18	8.0
	1.5	16	8.0
	2.5	14	6.2

HAC, HEC series
HEEE, HEE series
HMN(16A/40A) series
HQ(16A/40A) series
HK(16A/40A) series

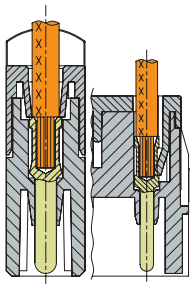

Inserts	Max. wire gauge		Stripping length L (mm)	
	mm²	AWG	16A	40A
HAC HEC HEE/HEEE HMN(16A/40A) HQ(16A/40A) HK(16A/40A)	0.5	20	7.5	-
	0.75	18	7.5	-
	1.0	18	7.5	9.2
	1.5	16	7.5	9.2
	2.5	14	7.5	9.2
	4.0	12	7.5	9.2
	6.0	10	-	9.2

SPRING TERMINAL

HAS series
HES series
HESAV series

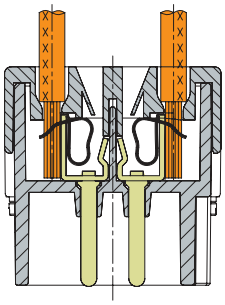

Inserts	Max. wire gauge		Stripping length L (mm)
	mm²	AWG	
HAS, HES, HESAV	2.5	14	9-11

RECOMMENDED TIGHTENING TORQUE AND SIZE OF SCREW DRIVER

Size of screw	Connector type	Tightening torque [Nm]	Tightening torque [lbft]	Recommended size of screwdriver
M3	Screw terminal HA-003/HA-004/HQ-005	0.25	0.20	0.4x2.5
M3	Screw terminal HA-010, HA-016	0.50	0.40	0.5x3.5 or ±size 1
M3	HE, HVAE Screw terminal HE, HVAE fixing screws of all kinds, guiding pins and bushes	0.50	0.40	0.5x3.5
M4	Ground terminal HA, HE, HD, HDD	1.20	0.90	0.5x3.5 or ±size 1+2
M4	Terminal blocks HSB	1.20	0.90	0.8x4.5
M5	Ground terminal HSB	2.00	1.40	0.8x4.5/1.2x8.0

Notes

All specifications subject to change. Consult TE Connectivity for latest design specifications.
Contact TE for assistance with any part number configuration.

Degree of protection provided by enclosures

For safety reasons, electrical equipment needs to be protected against outside influences. The basis for the determination is the standard IEC 529 titled ‘Degree of protection provided by enclosures (IP-Code)’.

Using a standardized test procedure the extent of the protection class is verified. To classify different housings according to their protection class, a designation system is used which consists of the code – letters ‘IP’ and two code numbers.

ARRANGEMENT OF THE IP-CODE (INTERNATIONAL/INGRESS PROTECTION)

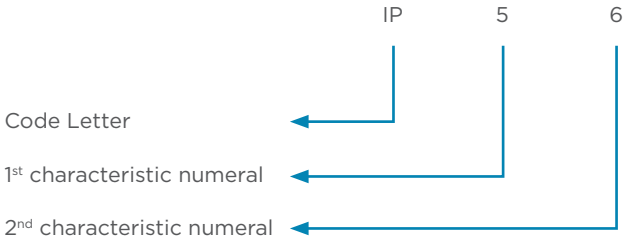

MEANING OF THE 1ST CHARACTERISTIC NUMERAL

The first numeral describes the protection of the housing against intrusion of foreign bodies as well as the protection of people against dangerous parts or influences. Because of this, there are two descriptions and definitions for each of the first code letter.

1st numeral	**Protection against solid objects and against access to hazardous parts**	
	short description	definition
0	No protection	
1	• protection against solid foreign bodies of Ø 50mm • protection against access to hazardous parts with the back of a hand	A sphere of Ø 50mm, must not intrude
2	• protection against solid foreign bodies of Ø 12mm • protection against access to hazardous parts with the finger	A sphere of Ø 12mm diameter, must not intrude
3	• protection against solid foreign bodies of 2.5mm diameter and bigger • protection against access to hazardous parts with a tool	A sphere of Ø 2.5mm diameter, must not intrude
4	• protection against solid foreign bodies of 1.0mm diameter and bigger • protection against access to hazardous parts with a wire	The probe, sphere of Ø 1.0mm, must not intrude
5	Protected against dust	The infiltration of dust is not completely prevented, but it does not infiltrate to such an extent that the operation or the safety of the device is affected
6	Dust proof	No infiltration of dust

MEANING OF THE 2ND CHARACTERISTIC NUMERAL

The second numeral describes the protection of the housing against the intrusion of water with harmful effects.

2nd numeral	Protection degrees against the intrusion of water, designated by the second code digit	
	short description	definition
0	Not protected	–
1	Protected against dripping water	Vertically falling drops shall have not harmful effects
2	Protected against dripping water when the housing is at an angle of up to 15°	Vertically falling drops shall have not harmful effects when the enclosure is tiled up to 15°
3	Protected against water spray	Water sprayed at an angle up to 60°, shall have no harmful effects
4	Protected against splash water	Water splashed against the enclosure from any direction, shall have no harmful effects
4K	Protected against splash water with increased pressure	Water splashed against the enclosure with increased pressure from any direction, shall have no harmful effects (Applies acc. to DIN 40050-9 only for road vehicles)
5	Protected against jets of water	Water splashes against the enclosure from any direction as a water jet, shall have no harmful effects
6	Protected against strong jets of water	Water splashes against the enclosure from any direction as a strong water jet, shall have no harmful effects
6K	Protected against strong jets of water with increased pressure	Water splashes directly against the enclosure from any direction as a strong water jet with increased pressure, shall have no harmful effects (Applies acc. to DIN 40050-9 only for road vehicles)
7	Protection against the effects of temporary submersion in water	Quantity of water that ingresses an enclosure, when it is temporarily immersed under standardized conditions of pressure and time, shall have no harmful effects
8	Protection against the effects of continuous submersion in water	Quantity of water that ingresses an enclosure, when it is continuously immersed under conditions of pressure and time, shall have no harmful effects. The conditions must, however be harder than for code digit 7 and agreed between user and producer
9K	Protected against water during high-pressure / jet-stream cleaning	Water that is directed against the housing with greatly increased pressure from any direction must not have any detrimental effect (Applies acc. to DIN 40050-9 only for road vehicles)

All specifications subject to change. Consult TE Connectivity for latest design specifications.
Contact TE for assistance with any part number configuration.

Standards

SPECIFICATIONS

TE connectors are still made on IEC 664/664 A, DIN VDE 0110/01.89 and DIN VDE 0627/06.86 standards. The standards have defined normal rules and requirements which include features construction and requirements.

To determine the minimum clearances and creepage distance, the recent applicable standard is the IEC 60664-1 standard (10.92), a fundamental safety standard to which all product in the committees should refer.

If no notice to products in the cataloge, clearance and creepage distances of all products in the cataloge are based on DIN VDE 0110:1989-01 and degrees pollution 3.

Include some contents:

1. Over-voltage categories (I, II, III, IV)
2. Degrees of pollution
3. Insulating material
4. Determination of clearances

OVER-VOLTAGE CATEGORIES

1. Over-voltage category I

Equipment in over-voltage category I is only intended for use in apparatus or parts of systems in which no over-voltages will occur or are specially protected against over-voltages by means of surge voltages, filters or capacitors.

2. Over-voltage category II

Equipment in over-voltage category II is intended for use in systems or parts there of in which lighting over-voltages do not have to be taken into account.

3. Over-voltage category III

Equipment in over-voltage category III is intended for use in equipment for fixed installation, i.e. protective devices, relays, switches and plug devices.

Insulation Coordination for Electrical Connectors in Low Voltage Plants

Dimensioning of Clearance and Creeping Distances acc. to DIN EN60664-1; following pages show only a part of the standards.

INSULATION COORDINATION

Insulation coordination includes the design of the electrical insulation of a connector depending on its use and environment. This occurs either by design of the clearance distances (basis is the expected power surge) or by design of the creeping distance (basis is the operating voltage as well as the quality of the insulating material). Furthermore, insulation-changing conditions are taken into account (pollution, protective measures against pollution, air pressure, thermal or chemical influences).

Air distances are measured according to the outer or inner power surge expected. The four power surge classes (power surge categories I to IV) take the different use of the connector into account. Depending on the homogeneity of the field between the electrodes (case A – inhomogenous field, case B – homogenous field) the air distances can be determined according to table 2a (minimum air distances); industrial connectors are always determined according to case A.

The influence from pollution when determining the air- and creeping distances is taken into account by using four degrees of severity (pollution degree 1 to 4).

Basis of the creeping distances is the rated voltage which is deduced from the operating voltage. The minimum creeping distances are allocated in table 4 depending on the severity of pollution. If the product descriptions do not contain any additional information the products listed in this catalogue were rated according tonorm DIN VDE 0110 for surge category III and severity of pollution 3.

SURGE CATEGORY I TO IV

- Resources of surge category I are goods for the termination of fixed electrical installations of a building. Measures for the limitation of transient surges were taken either in the fixed installation or between the fixed installation and the equipment.
- Resources of surge category II are resources which use power and are fed from a fixed installation. Note: e.g. domestic appliances, portable tools and other appliances as well as similar consumers.
- Resources of surge category III are part of a fixed installation. They are resources from which a high degree of availability is expected. Note: Examples for such appliances are e.g. industrial connectors, distribution panels, power switches, distributors, switches, sockets.
- Devices of surge category IV are for use at the supply terminal of the installation.Note: Examples for such appliances are electricity counters, overload cut-out switches.

POLLUTION DEGREE 1 TO 4

DIN VDE 0110 defines the pollution degrees as follows:

Pollution Degree 1:
There is no or only dry, non-conductive pollution. The pollution is without influence.
Pollution Degree 2:
There is only non-conductive pollution. Occasional momentary conductivity due to condensation.
Pollution Degree 3:
There is conductive pollution or dry non-conductive pollution, which becomes conductive due to condensation.
Pollution Degree 4:
There is a continuous conductivity due to conductive dust, rain or moisture.

Insulation Material
The insulation materials are divided into the following four groups depending on their comparative tracking index (CTI):
Insulation material I: ..... 600 ≤ CTI
Insulation material II: ..... 400 ≤ CTI < 600
Insulation material III a: ..... 175 ≤ CTI < 400

All specifications subject to change. Consult TE Connectivity for latest design specifications.
Contact TE for assistance with any part number configuration.

Measurement of Clearances

DIAGRAM FOR THE DETERMINATION OF CLEARANCES



RATED SURGE VOLTAGE FOR UTILITIES

Rated voltage of the power supply* in V		**Rated Surge Voltage in kV (1.2/50ms) for**			
3-phase systems	single systems in the centre	utilities at the feed of the installation (surge category IV)	utilities as part of a fixed installation (surge category III)	utilities for connection to fixed installations (surge category II)	Specially protected utilities (surge category I)
	120 up to 240	4	2.5	1.5	0.8
230/400** 277/480**		6	4	2.5	1.5
400/690**		8	6	4	2.5
1000		12	8	6	4

*) chosen voltage values
**) the / dash is for a 3-phase system with 4 lines. The lower value is for phase to neutral, the higher value is for phase to phase

MINIMUM CLEARANCE IN AIR AT INSTALLATION HEIGHTS OF UP TO 2000 M ABOVE SEA LEVEL (NN)

"rated surge voltage [kV]"	case A, inhomogenous field, degree of pollution				case B, homogenous field, degree of pollution			
	1 (mm)	2 (mm)	3 (mm)	4 (mm)	1 (mm)	2 (mm)	3 (mm)	4 (mm)
0.33 _)	0.01	_)			0.01	_)		
0.40	0.02				0.02			
0.5 _)	0.04				0.04			
0.60	0.06				0.06			
0.80 _)	0.10	0.2	0.80		0.10	0.2	0.8	
1.0	0.15			1.6	0.15			1.6
1.2	0.25	0.25			0.2			
1.5 _)	0.5	0.5			0.3	0.3		
2.0	1.0	1.0	1.0		0.45	0.5		
2.5 _)	1.5	1.5	1.5		0.6	0.6		
3.0	2	2	2	2	0.8	0.8		
4.0 _)	3	3	3	3	1.2	1.2	1.2	
5.0	4	4	4	4	1.5	1.5	1.5	
6.0 _)	5.5	5.5	5.5	5.5	2	2	2	2
8.0 _)	8	8	8	8	3	3	3	3
10	11	11	11	11	3.5	3.5	3.5	3.5
12 _)	14	14	14	14	4.5	4.5	4.5	4.5
15	18	18	18	18	5.5	5.5	5.5	5.5
20	25	25	25	25	8	8	8	8
25	33	33	33	33	10	10	10	10
30	40	40	40	40	12.5	12.5	12.5	12.5
40	60	60	60	60	17	17	17	17
50	75	75	75	75	22	22	22	22
60	90	90	90	90	27	27	27	27
80	130	130	130	130	35	35	35	35
100	170	170	170	170	45	45	45	45

1) This voltage is
- for functional insulation: the maximum impulse voltage expected to occur across the clearance
- for basic insulation directly exposed by transient overvoltages
- for other basic insulation

_) Preferred values

FACTORS FOR HEIGHT CORRECTION

height in m	normal air pressure in kPa	multiplication factor for distances
2000	80.0	1.00
3000	70.0	1.14
4000	62.0	1.29
5000	54.0	1.48
6000	47.0	1.70
7000	41.0	1.95
8000	35.5	2.25
9000	30.5	2.62
10000	26.5	3.02
15000	12.0	6.67
20000	5.5	14.50

All specifications subject to change. Consult TE Connectivity for latest design specifications.
Contact TE for assistance with any part number configuration.

Measurement of creepage

DIAGRAM FOR THE DETERMINATION OF CREEPAGE

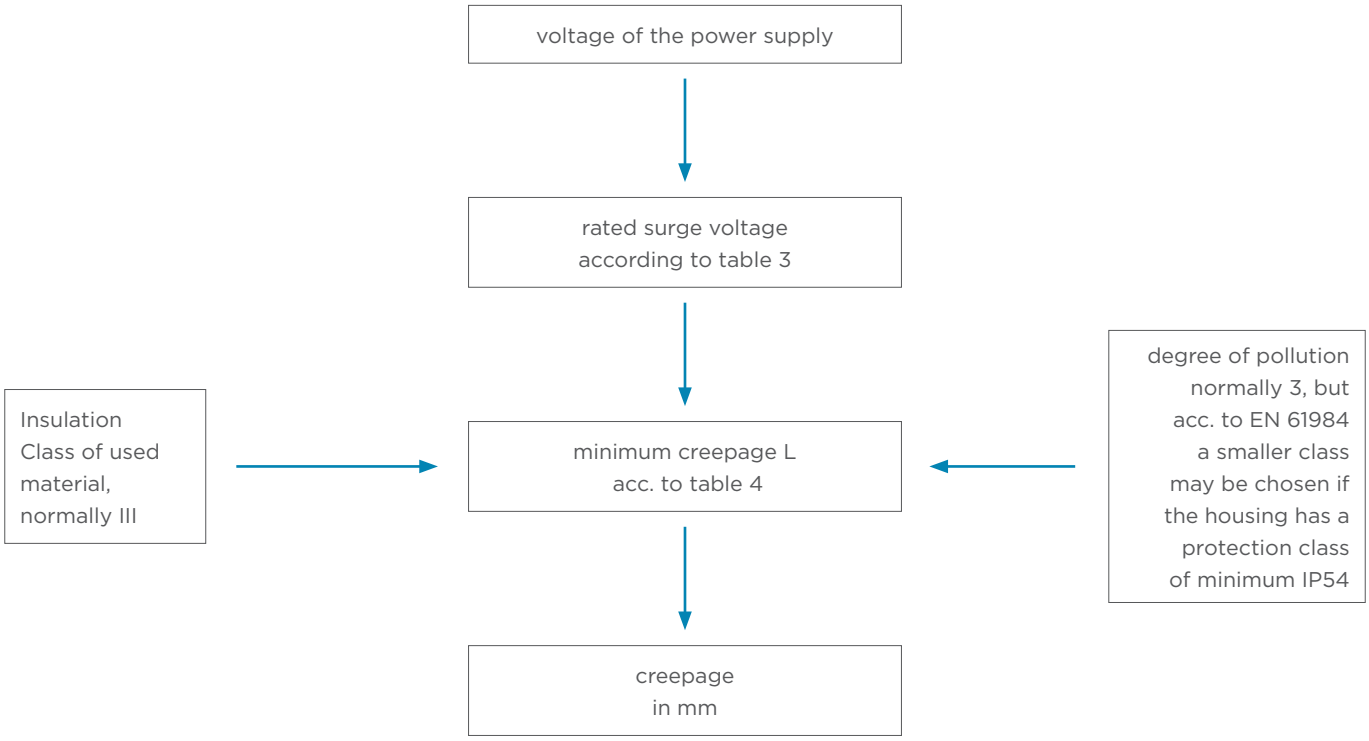

voltage of the power supply [V]	rated voltage [V]
60	63
110/120/127	125
150	160
208	200
220/230/240	250
300	320
380/400/415	400
440	500
480/500	500
575	630
600	630
660/690	630
720/830	800
960	1000
1000	1000

Table 3

*the above shown table does not give the entire correlation of world-wide used networks and rated voltages; it is reduced to the most common ones; further details, see DIN EN60664-1

CREEPAGES IN [MM] FOR ELECTRICAL EQUIPMENTS

rated voltage [V]	degree of pollution									
	1 All Insulator Classes	2 Insulation Class			3 Insulation Class			4 Insulation Class		
		I	II	III	I	II	III	I	II	III
10	0.08	0.40	0.40	0.40	1.00	1.00	1.00	1.6	1.6	1.6
12.5	0.09	0.42	0.42	0.42	1.05	1.05	1.05	1.6	1.6	1.6
16	0.10	0.45	0.45	0.45	1.10	1.10	1.10	1.6	1.6	1.6
20	0.110	0.48	0.48	0.48	1.20	1.20	1.20	1.6	1.6	1.6
25	0.125	0.50	0.50	0.50	1.25	1.25	1.25	1.7	1.7	1.7
32	0.140	0.53	0.53	0.53	1.30	1.30	1.30	1.8	1.8	1.8
40	0.16	0.56	0.80	1.10	1.4	1.6	1.8	1.9	2.4	3.0
50	0.18	0.60	0.85	1.20	1.5	1.7	1.9	2.0	2.5	3.2
63	0.20	0.63	0.90	1.25	1.6	1.8	2.0	2.1	2.6	3.4
80	0.22	0.67	0.95	1.3	1.7	1.9	2.1	2.2	2.8	3.6
100	0.25	0.71	1.00	1.4	1.8	2.0	2.2	2.4	3.0	3.8
125	0.28	0.75	1.05	1.5	1.9	2.1	2.4	2.5	3.2	4.0
160	0.32	0.80	1.1	1.6	2.0	2.2	2.5	3.2	4.0	5.0
200	0.42	1.00	1.4	2.0	2.5	2.8	3.2	4.0	5.0	6.3
250	0.56	1.25	1.8	2.5	3.2	3.6	4.0	5.0	6.3	8.0
320	0.75	1.60	2.2	3.2	4.0	4.5	5.0	6.3	8.0	10.0
400	1.00	2.00	2.8	4.0	5.0	5.6	6.3	8.0	10.0	12.5
500	1.30	2.50	3.6	5.0	6.3	7.1	8.0	10.0	12.5	16.0
630	1.8	3.2	4.5	6.3	8.0	9	10.0	12.5	16	20
800	2.4	4.0	5.6	8.0	10.0	11	12.5	16.0	20	25
1000	3.2	5.0	7.1	10.0	12.5	14	16.0	20.0	25	32

Table 4

All specifications subject to change. Consult TE Connectivity for latest design specifications.
Contact TE for assistance with any part number configuration.

Standards

CURRENT CARRYING CAPACITY

The current carrying capacity is determined in tests which are conducted on the basis of the DIN IEC 60 512 part 3. The current carrying capacity is limited by the thermal properties of materials which are used for inserts as well as by the insulating materials. These components have a maximum temperature which should not be exceeded.

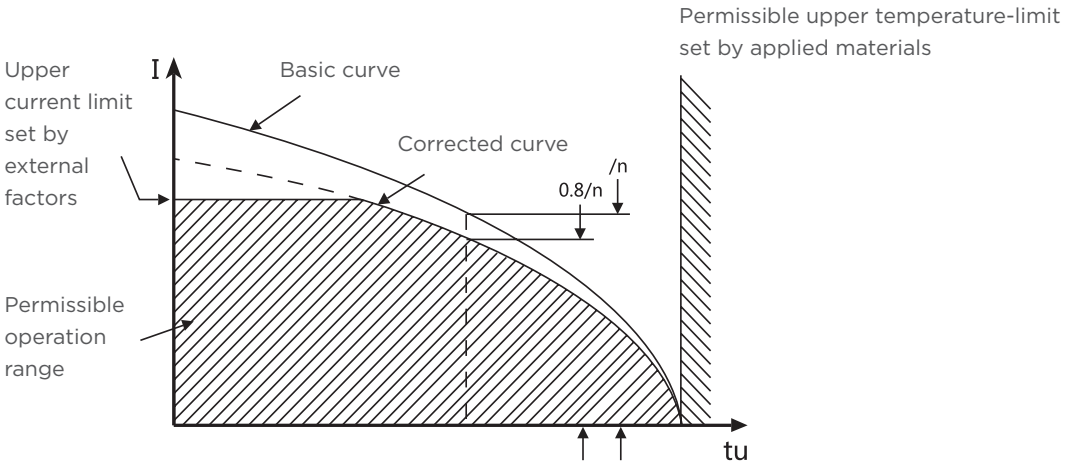

Example of a current capacity curve

The relationship between the current, the temperature rise (loss at the contact resistance) and the ambient temperature of the connector is represented by a curve. On a linear coordinate system the current lies on the vertical line (ordinate) and the ambient temperature on the horizontal line (abscissa) which ends at the permissible upper-limit temperature.

In another measurement the self-heating (Δt) at different currents is determined. The corrected current carrying capacity curve is derived from this basic curve. The reasons for the correction are external factors that bring an additional limitation to the current carrying capacity, i.e. connectable wire gauge or an unequal dispersion of current. In practice it is not usual to load all terminals simultaneously with the maximum current. In such a case one contact can be loaded with a higher current as permitted by the current capacity curve, if less than 20% of the whole is loaded.

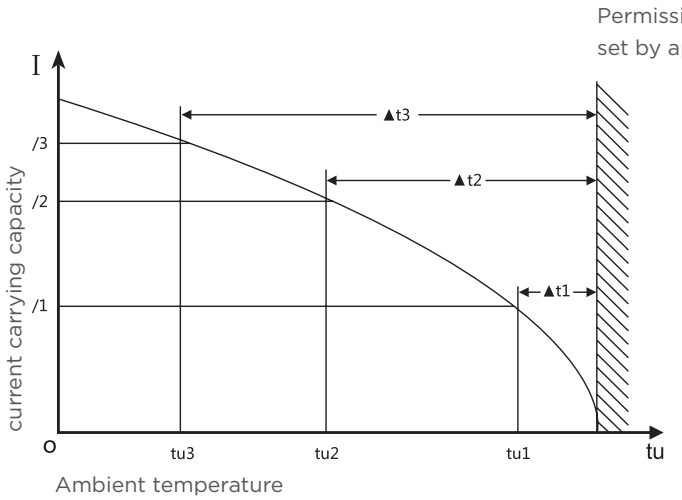

Standards

TIGHTENING TORQUE OF TERMINAL BLOCK SCREWS

IEC 60 947-1:1996/EN 60 947-1:1977 modified, table 4 specifies tightening torques for screw connections based on the type and size of the screw for electrical and mechanical type tests. Tightening contact terminal block to this torque guarantees that the connected conductors are reliably connected. The technical product data given in this catalog differ from this value. However they indicate a practical range of tightening torques which provides a gas-tightening contact and offers long-term contact stability.

Extract from IEC 60 947-1/EN 60 947, Table 4

The torque according to IEC, EN

	Head screw with slot		
Thread Type	Recommended tightening torque		
	Torque [Nm]	CuZn or CuSN screw [Nm]	Steel screw [Nm]
M2.5	0.4	0.6	0.8
M3	0.5	0.8	1.0
M3.5	0.8	1.2	-
M4	1.2	1.8	2.0
M5	2.0	3.0	4.5
M6	2.5	4.0	8.0

LOW CURRENTS AND VOLTAGES

Standard contacts have a silver plated surface. This precious metal has excellent conductive properties. In the course of a contact's lifetime, the silver surface generates a black oxide layer due to its affinity to sulphur. This layer is smooth and very thin and is partly interrupted. When the contacts are mated and unmated, thus guaranteeing very a low contact resistances. In the case of very low currents or voltages small changes to the transmitted signal may be encountered. This is illustrated below where an artifically aged contact representing a twenty year life is compared with a new contact.

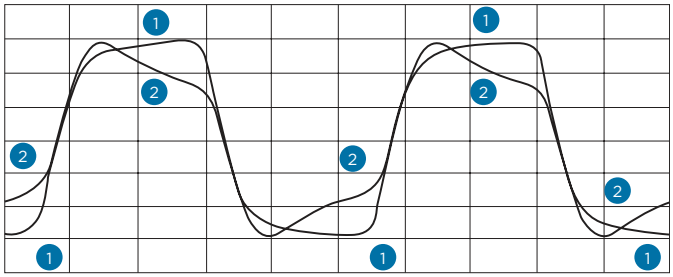

1 New contact
2 After ageing

Changes to the transmitted signal after artifical ageing

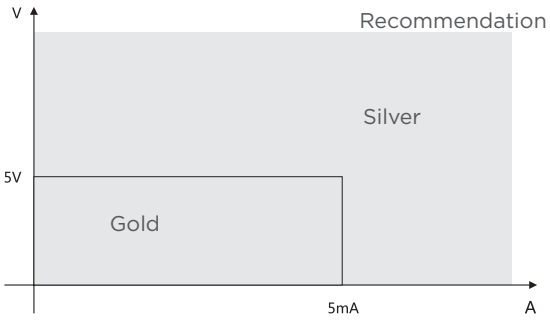

Left is a table derived from actual experiences

All specifications subject to change. Consult TE Connectivity for latest design specifications.
Contact TE for assistance with any part number configuration.

Selection guide

TECHNICAL INFORMATION OF INSERTS

Insert	Type	Poles	Current	Voltage	Terminal	Contacts	Shells
HA	HA-003	3+PE	10A	250 V	screw	-	H3A
	HA-004	4+PE	10A	250V	screw	-	H3A
	HA-010	10+PE	16A	250V	screw crimp	CEM/F(16A) DEM/F(16A)	H10A
	HA-016	16+PE	16A	250V			H16A
	HA-032	32+PE	16A	250V			H32A
	HAS-003	003+PE	10A	400V	spring	-	H3A
	HAS-004	004+PE	10A	400V	spring	-	H3A
HD	HD-007	7+PE	10A	250V	crimp	CDM/F(10A) DDM/F(10A) CJM/F(10A)	H3A
	HD-008	8	10A	50V			H3A
	HD-015	15+PE	10A	250V			H10A
	HD-025	25+PE	10A	250V			H16A
	HD-040	40+PE	10A	250V			H16B
	HD-050	50+PE	10A	250V			H32A
	HD-064	64+PE	10A	250V			H24B
	HD-080	80+PE	10A	250V			H32B
	HD-128	128+PE	10A	250V			H48B
HDD	HDD-016	16+PE	10A	250V	crimp	CDM/F(10A) DDM/F(10A) CJM/F(10A)	H6B
	HDD-024	24+PE	10A	250V			H6B
	HDD-042	42+PE	10A	250V			H10B
	HDD-072	72+PE	10A	250V			H16B
	HDD-108	108+PE	10A	250V			H24B
	HDD-144	144+PE	10A	250V			H32B
	HDD-216	216+PE	10A	250V			H48B
HE	HE-006	6+PE	16A	500V	screw crimp spring double spring	CEM/F(16A) DEM/F(16A)	H6B
	HE-010	10+PE	16A	500V			H10B
	HE-016	16+PE	16A	500V			H16B
	HE-024	24+PE	16A	500V			H24B
	HE-032	32+PE	16A	500V			H32B
	HE-048	48+PE	16A	500V			H48B
HEE	HEE-010	10+PE	16A	500V	crimp	CEM/F(16A) DEM/F(16A)	H6B
	HEE-018	18+PE	16A	500V			H10B
	HEE-032	32+PE	16A	500V			H16B
	HEE-046	46+PE	16A	500V			H24B
	HEE-064	64+PE	16A	500V			H32B
	HEE-092	92+PE	16A	500V			H48B
	HEE-015	14+PE	16A	200V		CSF(16A)	-

Selection guide

TECHNICAL INFORMATION OF INSERTS

Insert	Type	Poles	Current	Voltage	Terminal	Contacts	Shells
HEEE	HEEE-020	20+PE	16A	400V	crimp	CEM/F(16A) DEM/F(16A)	H6B
	HEEE-032	32+PE	16A	400V			H10B
	HEEE-040	40+PE	16A	500V			H16B
	HEEE-048	48+PE	16A	400V			H16B
	HEEE-064	64+PE	16A	500V			H24B
	HEEE-072	72+PE	16A	400V			H24B
	HEEE-080	80+PE	16A	500V			H32B
	HEEE-096	96+PE	16A	400V			H32B
	HEEE-128	128+PE	16A	500V			H48B
	HEEE-144	144+PE	16A	400V			H48B
HVE	HVE-003	3+PE+2	16A	830V	screw crimp spring	CEM/F(16A) DEM/F(16A)	H10B
	HVE-006	6+PE+2	16A	830V			H16B
	HVE-010	10+PE+2	16A	830V			H24B
HSB	HSB-006	6+PE	35A	400/690V	screw	-	H16B
	HSB-012	12+PE	35A	400/690V	screw	-	H32B
HQ	HQ-005	5+PE	16A	400V	crimp	CEM/F(16A) DEM/F(16A)	H3A
	HQ-007	7+PE	10A	400V		CDM/F(10A) DDM/F(10A)	H3A
	HQ-008	8+PE	16A	500V		CEM/F(16A) DEM/F(16A)	H8A
	HQ-012	12+PE	10A	400V		CDM/F(10A) DDM/F(10A)	H3A
	HQ-017	17+PE	10A	250V			H8A
	HQ4/2	4+PE+2	40A+10A	600V+250V		CDM/F(10A) DDM/F(10A) CMM/F(40A) DMM/F(40A)	H8A
HEAV	HEAV-006	6+PE	16A	500V	screw spring	-	H6B
	HEAV-010	10+PE	16A	500V		-	H10B
	HEAV-016	16+PE	16A	500V		-	H16B
	HEAV-024	24+PE	16A	500V		-	H24B
HMN	HMN-001	1	200A	1000V	crimp	CHM/F(200A)	-
	HMN-D2	2	100A	1000V	crimp	CNM/F(100A)	-
	HMN-002	2	70A	1000V	crimp	CSM/F(70A)	-
	HMN-003	3	40A	690V	crimp	CMM/F(40A) DMM/F(40A)	-
	HMN-004	4	40A	830V	crimp	CMM/F(40A) DMM/F(40A)	-
	HMN-004SC	4	-	-	-	-	-
	HMN-005	5	16A	400V	spring	-	-
	HMN-006	6	16A	500V	crimp	CEM/F(16A) DEM/F(16A)	-
	HMN-006P	6	16A	830V	crimp		-

All specifications subject to change. Consult TE Connectivity for latest design specifications.
Contact TE for assistance with any part number configuration.

Selection guide

TECHNICAL INFORMATION OF INSERTS

Insert	Type	Poles	Current	Voltage	Terminal	Contacts	Shells
HMN	HMN-008	8	16A	400V	crimp	CEM/F(16A) DEM/F(16A)	-
	HMN-012	12	10A	250V	crimp	CDM/F(10A) DDM/F(10A)	-
	HMN-017	17	10A	160V	crimp	CDM/F(10A) DDM/F(10A)	-
	HMN-020	20	16A	500V	crimp	CEM/F(16A) DEM/F(16A)	-
	HMN-025	25	5A	50V	crimp	CAM/F(5A) DAM/F(5A)	-
	HMN-009	9	5A	50V	crimp	CAM/F(5A) DAM/F(5A)	-
	HMN-RJ45	8	1A	50V	crimp	-	-
	HMN-Q1	1+1	16A	50V	crimp	CEM/F(16A) DEM/F(16A)	-
	HMN-Q2	4+4	10A	50V	crimp	CDM/F(10A) DDM/F(10A)	-
	HMN-Q3	8+8	5A	50V	crimp	CAM/F(5A) DAM/F(5A)	-
	PIN-Q1	1	16A	50V	crimp	CEM/F(16A) DEM/F(16A)	-
	PIN-Q2	4	10A	50V	crimp	CDM/F(10A) DDM/F(10A	-
	PIN-Q3	8	5A	50V	crimp	CAM/F(5A) DAM/F(5A)	-
	HMN-DM	-	-	-	-	-	-
HK/ HWK	HK4/0	4+PE	80A	690V	screw	-	H16B
	HK4/2	4+PE+2	80A+16A	690V+400V	screw	-	H16B
	HK6/12	6+PE+12	40A+10A	690V+230/400V	screw	-	H16B
	HK12/2	12+PE+2	40A+10A	690V+250V	crimp	CMM/F(40A) DMM/F(40A) CDM/F(10A) DDM/F(10A)	H16B
	HK6/36	6+PE+36	40A+10A	690V+160V	crimp	CMM/F(40A) DMM/F(40A) CDM/F(10A) DDM/F(10A)	H16B
	HK4/8	4+PE+8	80A+16A	400V	screw	-	H24B
	HK8/24	8+PE+24	16A+10A	230/400V+160V	crimp	CEM/F(16A) DEM/F(16A) CDM/F(10A) DDM/F(10A)	H10B
	HWK6/6	6+PE+6	40A+16A	690V+400V	screw	-	H16B
	HWK3/3/6	3+PE+3+6	100A+40A+16A	400/690V+400/ 690V+250/400V	screw	-	H24B

HA Series



1. Specifications
DIN VDE 0110 Concerning clearance and creepage distances
DIN VDE 0627 Connectors and plug devices

2. Standards
DIN EN 60664-1
DIN EN 61 984

3. Approvals

All specifications subject to change. Consult TE Connectivity for latest design specifications.
Contact TE for assistance with any part number configuration.

HD technical characteristics

Specifications ..... DIN VDE 0627
..... DIN VDE 0110
Standards ..... DIN 43 652
..... CECC 75 301-801
Number of contacts ..... 7,8,15,25,40,50(2x25),64,
..... 80(2x40),128(2x64) + PE

INSERTS

Working current ..... 10A max
(See current carrying capacity)
Working voltage ..... (8D is 50V)
..... 250V, Insulation group C
Test voltage urms ..... 4KV(8D is 0.8KV)
Pollution degree 3
Pollution degree 2 also 10A; 250V/400V
Insulation resistance ..... $\geq 10^{10}\Omega$
Material ..... Polycarbonate or Polybutylece
Temperature range ..... -40°C... +100°C/125°C
Flammability acc. to UL94 ..... V0
Working voltage acc. to UL/CSA 600V
Mechanical working life-mating cycles ..... ≥500

CONTACTS

Material ..... Copper alloy
Surface ..... Hard silver-plated
..... Hard gold-plated
Contact resistance ..... ≤3mΩ
Terminal ..... Crimp terminal
..... Rolled terminal
- mm^2 ..... 0.15-2.5mm^2
- AWG 26-14

HOODS, HOUSINGS

Material ..... Die cast aluminium
Surface ..... Powder-coated (RAL 7037)
Locking element ..... Stainless steel, steel-zinc plated
Temperature range ..... -40°C... +125°C
Degree of protection acc. to DIN40 050 ..... IP65

CURRENT CARRYING CAPACITY

The current carrying is limited by maximum temperature of materials for inserts and contacts including terminals. Control and test procedures according to DIN IEC 60512-3.

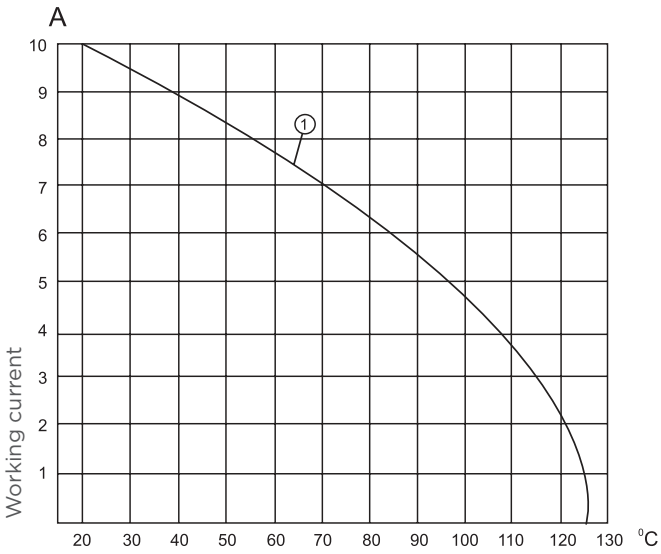

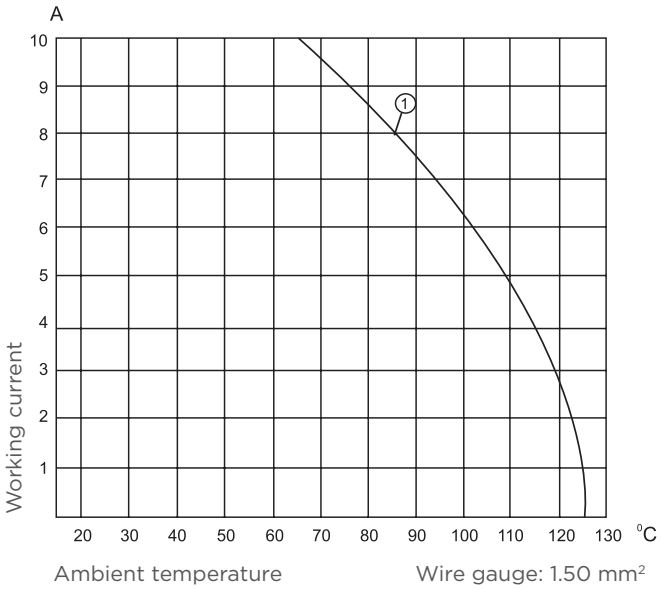

1 HD-007

HD-007/008 inserts

INSERTS FOR H3A HOOD/HOUSING

250V/50V 10A

7+⏚
8

Dimensions (mm)	Contact arrangement view from termination side	Part Number		Type
		Male insert	Female insert	
250V/10A 	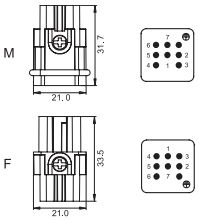	T2020072101-000		HD-007-M
			T2020072201-000	HD-007-F
50V/10A 	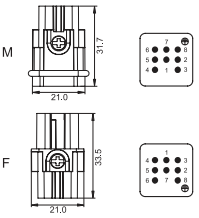	T2020082101-000		HD-008-M
			T2020082201-000	HD-008-F

10A Contact

Tech data **Material:** copper alloy **Contact resistance:** ≤3mΩ **Terminal:** crimp connection	10A Male crimp contacts 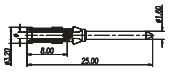	Wire gauge		Strip-ping length	Crimp contacts, silver-plated		Crimp contacts, gold-plated	
		mm²	AWG	mm	Type	Part Number	Type	Part Number
CDM/Male 		0.14-0.37	26-22	8.0	CDM-0.14	T2020001002-000	DDM-0.14	T2020011002-000
		0.5	20	8.0	CDM-0.5	T2020001005-000	DDM-0.5	T2020011005-000
		0.75	18	8.0	CDM-0.75	T2020001008-000	DDM-0.75	T2020011008-000
		1.0	18	8.0	CDM-1.0	T2020001010-000	DDM-1.0	T2020011010-000
		1.5	16	8.0	CDM-1.5	T2020001015-000	DDM-1.5	T2020011015-000
		2.5	14	6.0	CDM-2.5	T2020001025-000	DDM-2.5	T2020011025-000
CDF/Female 	10A Female crimp contacts 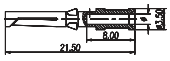	0.14-0.37	26-22	8.0	CDF-0.14	T2020002002-000	DDF-0.14	T2020012002-000
		0.5	20	8.0	CDF-0.5	T2020002005-000	DDF-0.5	T2020012005-000
		0.75	18	8.0	CDF-0.75	T2020002008-000	DDF-0.75	T2020012008-000
		1.0	18	8.0	CDF-1.0	T2020002010-000	DDF-1.0	T2020012010-000
		1.5	16	8.0	CDF-1.5	T2020002015-000	DDF-1.5	T2020012015-000
		2.5	14	6.0	CDF-2.5	T2020002025-000	DDF-2.5	T2020012025-000

All specifications subject to change. Consult TE Connectivity for latest design specifications.
Contact TE for assistance with any part number configuration.

HA technical characteristics

Specifications ..... DIN EN 60 664-1
..... DIN EN 61984
Number of contacts ..... 3,4,10,16,32(2x16) + PE

INSERTS

Working current
HA-3, HA-4 ..... 10A
HA-10, HA-16, HA-32 ..... 16A
Working voltage
HA-3, HA-4 ..... 250V/400V
HA-10, HA-16, HA-32 ..... 250V
Test voltage urms
HA-003, HAS-004, HA-10, HA-16, HA-32 ..... 4KV
HAS-003 ..... 6KV
HA-004 ..... 2.5KV
Pollution degree 2
Insulation resistance ..... ≥$10^{10}\Omega$
Material ..... Polycarbonate or Polybutylece
Temperature range ..... -40°C... +100°C/125°C
Flammability acc. to UL94 ..... V0
Working voltage acc. to UL/CSA 600V
Mechanical working life-mating cycles ..... ≥500

CONTACTS

Material ..... Copper alloy
Surface ..... Hard silver-plated
..... Hard gold-xplated
Contact resistance ..... ≤1mΩ
Terminal ..... Screw terminal
..... Crimp terminal
..... Spring terminal
- mm^2 ..... 0.5-2.5mm^2 /0.14-4.0mm^2/0.5-2.5mm^2
- AWG 20-14/26-14/20-14
- Tightening/test torque..... 0.5Nm: HA-010, HA-016, HA-032
..... 0.25Nm: HA-003, HA-004

HOODS, HOUSINGS

Material ..... Die cast zinc
Surface ..... Powder-coated (RAL 7037)
Locking element ..... Stainless steel, steel-zinc plated
Temperature range ..... -40°C... +100°C/125°C
Degree of protection acc. to DIN40 050 ..... IP65

CURRENT CARRYING CAPACITY

The current carrying is limited by maximum temperature of materials for inserts and contacts including terminals. Control and test procedures according to DIN IEC 60512-3.

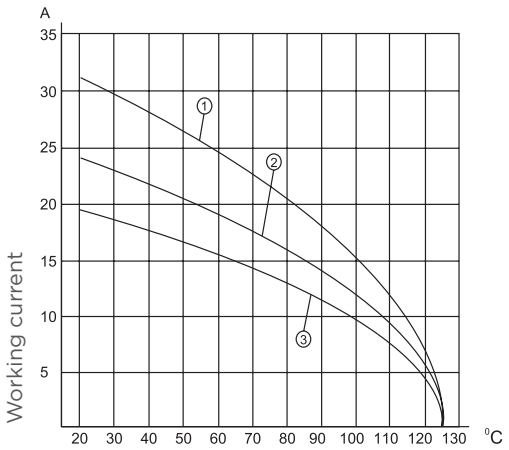

HA-003/HA-004

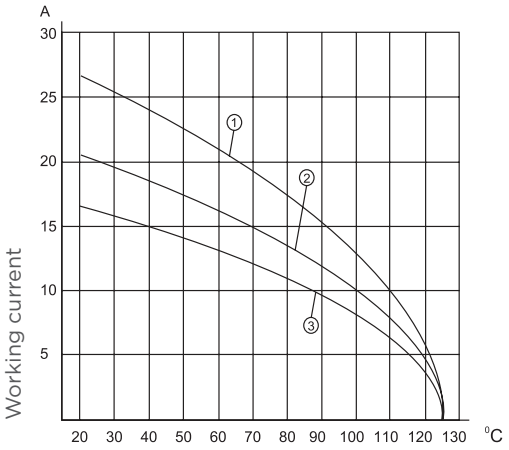

HA-010

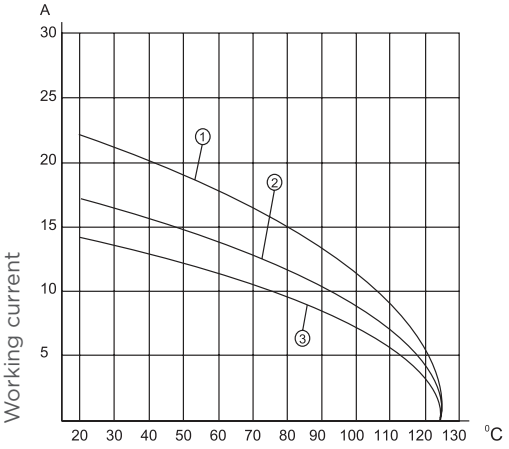

HA-016/HA-032

1 Wire gauge: 2.5mm^2
2 Wire gauge: 1.5mm^2
3 Wire gauge: 1.0mm^2

HA-003/004 inserts

INSERTS FOR H3A HOOD/HOUSING

250V/400V 10A

3+⏚
4+⏚

Dimensions (mm)	Contact arrangement view from termination side	Part Number		Type
		Male insert	Female insert	
Screw terminal				
250V/10A 	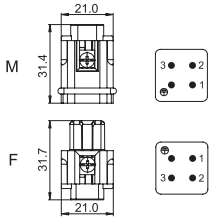	T2010032101-000		HA-003-M
			T2010032201-000	HA-003-F
Spring terminal				
400V/10A 	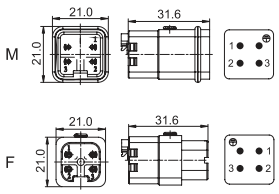	T2010033101-000		HA-003-MS
			T2010033201-000	HA-003-FS
Screw terminal				
250V/10A 	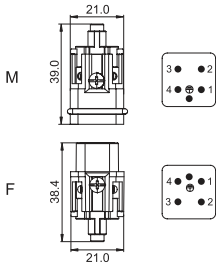	T2010042101-000		HA-004-M
			T2010042201-000	HA-004-F
Spring terminal				
400V/10A 	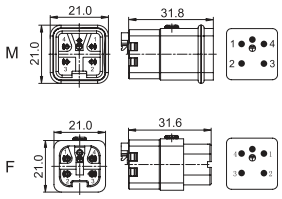	T2010043101-000		HA-004-MS
			T2010043201-000	HA-004-FS

All specifications subject to change. Consult TE Connectivity for latest design specifications.
Contact TE for assistance with any part number configuration.

HQ technical characteristics

Specifications ..... DIN EN 60 664-1
..... DIN EN 61 984
Number of contacts ..... 5,7,8,12,17 + PE

INSERTS

Working current
HQ-005,008..... 16A max
HQ-007,012,017 ..... 10A max
Working voltage
HQ-005,007,012..... 400V
HQ-008..... 500V
HQ-017..... 250V
Test voltage urms
HQ-005,017 ..... 4KV
HQ-007,008,012 ..... 6KV
Pollution degree 3
Insulation resistance ..... ≥$10^{10}\Omega$
Material ..... Polycarbonate
Temperature range ..... -40°C... +100°C/125°C
Flammability acc. to UL94 ..... V0
Working voltage acc. to UL/CSA 600V
Mechanical working life-mating cycles ..... ≥500

CONTACTS

Material ..... Copper alloy
Surface ..... Hard silver-plated
..... Hard gold-plated
Contact resistance ..... ≤1mΩ
Terminal ..... Crimp terminal
- mm^2 ..... 0.14-4.0/0.14-2.5/1.5-6mm^2
- AWG 26-12/26-14/16-10
- Tightening/test torque 0.25Nm

HOODS, HOUSINGS

Material ..... Die cast aluminium
Surface ..... Powder-coated (RAL 7037)
Locking element..... Stainless steel, steel-zinc plated
Temperature range ..... -40°C... +125°C
Degree of protection acc. to DIN40 050 ..... IP65

CURRENT CARRYING CAPACITY

The current carrying is limited by maximum temperature of materials for inserts and contacts including terminals. Control and test procedures according to DIN IEC 60512-3.

HQ-007/012 inserts

INSERTS FOR H3A HOOD/HOUSING

400V MAX. 10A

7+⏚
12+ ⏚

Dimensions (mm)	Contact arrangement view from termination side	Part Number		Type
		Male insert	Female insert	
Crimp terminal (Order crimp contacts separately)				
	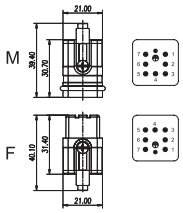	T2080072101-000		HQ-007-M
			T2080072201-000	HQ-007-F
	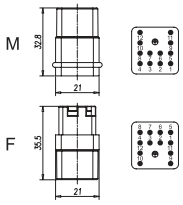	T2080122101-000		HQ-012-M
			T2080122201-000	HQ-012-F

10A Contact

Tech data **Material:** copper alloy **Contact resistance:** ≤3mΩ **Terminal:** crimp connection **CDM/Male** 	10A Male crimp contacts 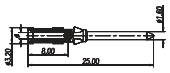	Wire gauge		Strip-ping length	Crimp contacts, silver-plated		Crimp contacts, gold-plated	
		mm²	AWG	mm	Type	Part Number	Type	Part Number
		0.14-0.37	26-22	8.0	CDM-0.14	T2020001002-000	DDM-0.14	T2020011002-000
		0.5	20	8.0	CDM-0.5	T2020001005-000	DDM-0.5	T2020011005-000
		0.75	18	8.0	CDM-0.75	T2020001008-000	DDM-0.75	T2020011008-000
		1.0	18	8.0	CDM-1.0	T2020001010-000	DDM-1.0	T2020011010-000
		1.5	16	8.0	CDM-1.5	T2020001015-000	DDM-1.5	T2020011015-000
		2.5	14	6.0	CDM-2.5	T2020001025-000	DDM-2.5	T2020011025-000
CDF/Female 	10A Female crimp contacts 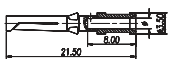	0.14-0.37	26-22	8.0	CDF-0.14	T2020002002-000	DDF-0.14	T2020012002-000
		0.5	20	8.0	CDF-0.5	T2020002005-000	DDF-0.5	T2020012005-000
		0.75	18	8.0	CDF-0.75	T2020002008-000	DDF-0.75	T2020012008-000
		1.0	18	8.0	CDF-1.0	T2020002010-000	DDF-1.0	T2020012010-000
		1.5	16	8.0	CDF-1.5	T2020002015-000	DDF-1.5	T2020012015-000
		2.5	14	6.0	CDF-2.5	T2020002025-000	DDF-2.5	T2020012025-000

All specifications subject to change. Consult TE Connectivity for latest design specifications.
Contact TE for assistance with any part number configuration.

HQ-005 inserts

INSERTS FOR H3A HOOD/HOUSING

400V MAX. 16A

5+⏚

Dimensions (mm)	Contact arrangement view from termination side	Part Number		Type
		Male insert	Female insert	
Crimp terminal (Order crimp contacts separately)				
	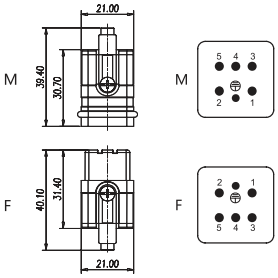	T2080052101-000		HQ-005-M
			T2080052201-000	HQ-005-F

16A Contact

Tech data	16A Male crimp contacts	Wire gauge		Strip-ping length	Crimp contacts, silver-plated		Crimp contacts, gold-plated	
		mm²	AWG	mm	Type	Part Number	Type	Part Number
Material: copper alloy **Contact resistance:** ≤1mΩ **Terminal:** crimp connection **CEM/Male** 	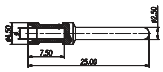	0.14-0.37	26-22	7.5	CEM-0.3	T2030001002-000	DEM-0.3	T2030011002-000
		0.5	20	7.5	CEM-0.5	T2030001005-000	DEM-0.5	T2030011005-000
		0.75	18	7.5	CEM-0.75	T2030001008-000	DEM-0.75	T2030011008-000
		1.0	18	7.5	CEM-1.0	T2030001010-000	DEM-1.0	T2030011010-000
		1.5	16	7.5	CEM-1.5	T2030001015-000	DEM-1.5	T2030011015-000
		2.5	14	7.5	CEM-2.5	T2030001025-000	DEM-2.5	T2030011025-000
		4.0	12	7.5	CEM-4.0	T2030001040-000	DEM-4.0	T2030011040-000
CEF/Female 	**16A Female crimp contacts** 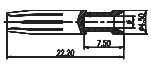	0.14-0.37	26-22	7.5	CEF-0.3	T2030002002-000	DEF-0.3	T2030012002-000
		0.5	20	7.5	CEF-0.5	T2030002005-000	DEF-0.5	T2030012005-000
		0.75	18	7.5	CEF-0.75	T2030002008-000	DEF-0.75	T2030012008-000
		1.0	18	7.5	CEF-1.0	T2030002010-000	DEF-1.0	T2030012010-000
		1.5	16	7.5	CEF-1.5	T2030002015-000	DEF-1.5	T2030012015-000
		2.5	14	7.5	CEF-2.5	T2030002025-000	DEF-2.5	T2030012025-000
		4.0	12	7.5	CEF-4.0	T2030002040-000	DEF-4.0	T2030012040-000

H3A metal hoods/housings

POWDER-COATED, RAL 7037

Dimensions (mm)			Metr.	PG	Type	Part Number
Top entry						
	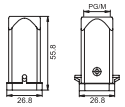		M20	PG11	H3A-MTG-PG11 H3A-MTG-M20	T1329030111-000 T1329030120-000
Side entry						
	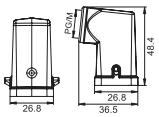		M20	PG11	H3A-MTS-PG11 H3A-MTS-M20	T1319030111-000 T1319030120-000
Bulkhead mounting: Bottom entry						
	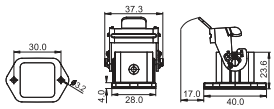				H3A-MAG	T1509030000-000
Bulkhead mounting: Side entry						
	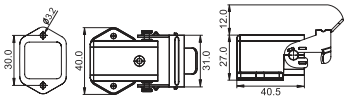				H3A-MAGS	T1549030000-000
Surface mounting: Side entry						
	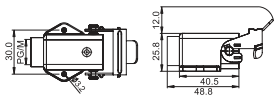		M16 M20	PG11	H3A-MAGSV-PG11 H3A-MAGSV-M16 H3A-MAGSV-M20	T1619030111-000 T1619030116-000 T1619030120-000
Cable-to-cable hood:						
	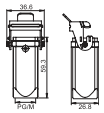		M20	PG11	H3A-MTGVB-PG11 H3A-MTGVB-M20	T1739030111-000 T1739030120-000
Protection covers for hoods (thermoplastic)						
	Note: For mounted male insert and hood	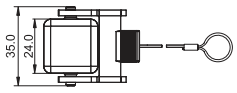			H3A-KDTP	T1010031100-000
Metal protection covers for hoods						
	Note: For mounted female insert and hood	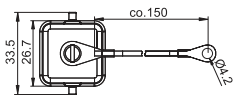			H3A-KDB	T1010033100-000

All specifications subject to change. Consult TE Connectivity for latest design specifications.
Contact TE for assistance with any part number configuration.

H3A thermoplastic hoods/housings

THERMOPLASTIC HOODS, HOUSINGS

Dimensions (mm)			Metr.	PG	Type	Part Number
Top entry						
	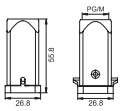		M20	PG11	H3A-TG-PG11 H3A-TG-M20	T1329031111-000 T1329031120-000
Side entry						
	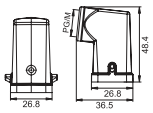		M20	PG11	H3A-TS-PG11 H3A-TS-M20	T1319031111-000 T1319031120-000
Bulkhead mounting: Bottom entry						
	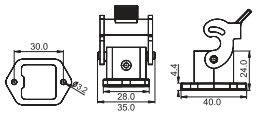				H3A-AG	T1509031100-000
Bulkhead mounting: Side entry						
	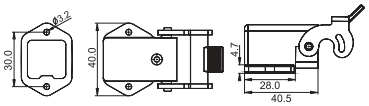				H3A-AGS	T1509031111-000
Surface mounting: Side entry						
	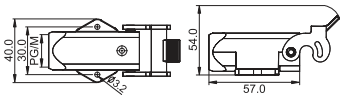		M16 M20	PG11	H3A-AGSV-PG11 H3A-AGSV-M16 H3A-AGSV-M20	T1619031111-000 T1619031116-000 T1619031120-000
Cable-to-cable hood:						
	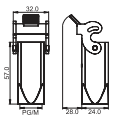		M20	PG11	H3A-TGVB-PG11 H3A-TGVB-M20	T1739031111-000 T1739031120-000
Protection covers for hoods (thermoplastic)						
	Note: For mounted male insert and hood	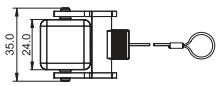			H3A-KDTP	T1010031100-000
Protection covers for hoods						
 White Grey	Note: For mounted female insert and hood	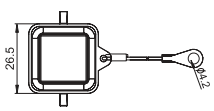			H3A-KDBP (White) H3A-KDBPG (Grey)	T1010032100-000 T1010032300-000
Covers without sealing type						
					H3A-KDBP (White) H3A-KDBP (Grey)	T1010033200-000 T1010032200-000

HIP.3/4, HIP-K.3/4, EMV-K.3/4 housings

HIP: Pressure-tight, silver-grey
HIP-K: Housings corrosion-resistant, black, according to DIN IEC 68 T2-52 and ASTM B117-09 > 1000h
EMV-K: Protection against electro-magnetic interference, pressure-tight, housings corrosion-resistant, black

Screw lock on hood **IP 68 / IP 69 K**

Description		Metr.	PG	Type	Part Number
Hood: Top entry					
	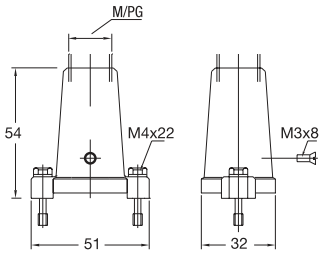			**HIP**	
			11	HIP.3/4.ST0.1.11.G	1-1102600-5
		M16		HIP.3/4.ST0.1.M16.G	0-1106408-1
				HIP-K	
			11	HIP-K.3/4.ST0.1.11.G	2-1102600-5
		M16		HIP-K.3/4.ST0.1.M16.G	0-1106408-2
		M20		HIP-K.3/4.ST0.1.M20.G	0-1106408-3
				EMV-K	
			11	EMV-K.3/4.ST0.1.11.G	4-1102700-5
		M16		EMV-K.3/4.ST0.1.M16.G	0-1106402-2
		M20		EMV-K.3/4.ST0.1.M20.G	0-1106402-3
Surface mounted housing: Bottom entry					
	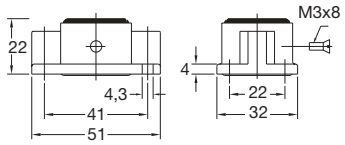 Panel cut-out 21 x 21			**HIP**	
				HIP.3/4.AG	1-1102603-5
				HIP-K	
				HIP-K.3/4.AG	2-1102603-5
				EMV-K	
				EMV-K.3/4.AG	4-1102703-5
Surface mounted housing: Bottom entry (by panel cut-out)					
	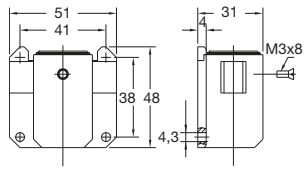 Panel cut-out ø 20			**HIP**	
				HIP.3/4.SGF	1-1102602-5
				HIP-K	
				HIP-K.3/4.SGF	2-1102602-5
				EMV-K	
				EMV-K.3/4.SGF	4-1102702-5

All specifications subject to change. Consult TE Connectivity for latest design specifications.
Contact TE for assistance with any part number configuration.

HIP.3/4, HIP-K.3/4, EMV-K.3/4 housings

HIP: Pressure-tight, silver-grey
HIP-K: Housings corrosion-resistant, black, according to DIN IEC 68 T2-52 and ASTM B117-09 > 1000h
EMV-K: Protection against electro-magnetic interference, pressure-tight, housings corrosion-resistant, black

Screw lock on hood **IP 68 / IP 69 K**

Description		Metr.	PG	Type	Part Number
Surface mounted housing: Side entry					
	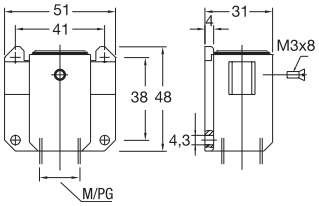			**HIP**	
			PG11	HIP.3/4.SG.1.11.G	1-1102601-5
		M16		HIP.3/4.SG.1.M16.G	0-1106407-1
		M20		HIP.3/4.SG.1.M20.G	0-1106401-4
				HIP-K	
			PG11	HIP-K.3/4.SG.1.11.G	2-1102601-5
		M16		HIP-K.3/4.SG.1.M16.G	0-1106407-2
				EMV-K	
			PG11	EMV-K.3/4.SG.1.11.G	4-1102701-5
		M16		EMV-K.3/4.SG.1.M16.G	0-1106401-2
		M20		EMV-K.3/4.SG.1.M20.G	0-1106401-3
Protective covers for housings					
	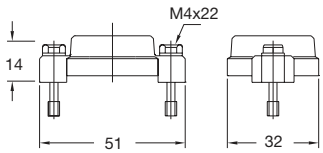			**HIP/EMV**	
				HIP/EMV.3/4.SKB	3-1106200-5
				HIP-K/EMV-K	
				HIP-K/EMV-K.3/4.SKB	4-1106200-5

HA.10 contact inserts

SCREW TERMINAL, SPRING CLAMP TERMINAL,
CRIMP TERMINAL FOR SCREW MACHINED HE/HA CRIMP CONTACTS

250V 16A

10+⏚

Description		Type	Part Number	
Male insert	Female insert		Male insert	Female insert
Screw terminal				
		HA-010-M	T2010102101-000	
		HA-010-F		T2010102201-000
Spring Clamp terminal				
		HA.10.Sti.SC.B 1-10	7-1103414-1	
		HA.10.Bu.SC.B 1-10		7-1103415-1
Crimp terminal				
		HA.10.Sti.C.B 1-10	2-1103414-3	
		HA.10.Bu.C.B 1-10		2-1103415-3

Dimensions	A	B	C	D	E
mm	49.5	57	23	31	28

Suitable crimp contacts and crimping tools: see page 48

Dimensions (mm)	Contact arrangement		Panel cut-out
	Male insert	Female insert	
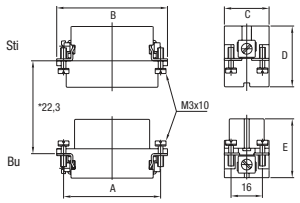	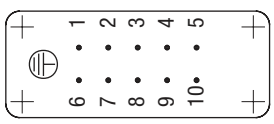	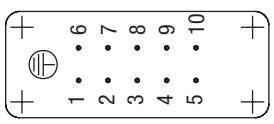	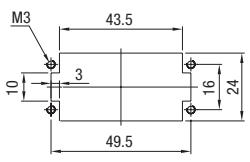

All specifications subject to change. Consult TE Connectivity for latest design specifications.
Contact TE for assistance with any part number configuration.

H10A metal hoods/housings

POWDER-COATED, RAL 7037

Dimensions (mm)		Metr.	PG	Type	Part Number
Hood: Side entry					
	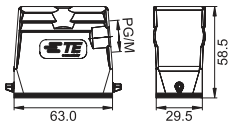	M20 M25	PG16 PG21	H10A-TS-PG16 H10A-TS-PG21 H10A-TS-M20 H10A-TS-M25	T1319100116-000 T1319100121-000 T1319100120-000 T1319100125-000
Hood: Top entry					
	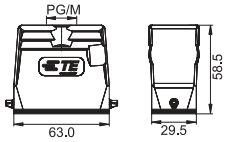	M20 M25	PG16 PG21	H10A-TG-PG16 H10A-TG-PG21 H10A-TG-M20 H10A-TG-M25	T1329100116-000 T1329100121-000 T1329100120-000 T1329100125-000
Protection covers for hoods					
	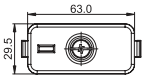	With plastic rope		H10A-KDT	T1019101101-000 T1019101201-000
Bulkhead mounted					
	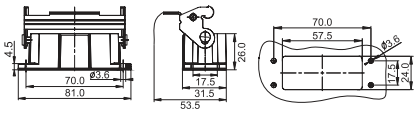			H10A-AGS H10A-ADMS	T1509101000-000 T1519101000-000
	With protection cover 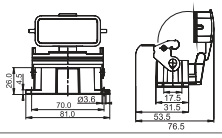			H10A-ADMS	T1519101000-000
Surface mounted: Side entry					
	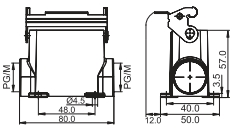 1 Side entry 2 Side entry	M20 M25 M20 M25	PG16 PG21 PG16 PG21	H10A-SGRS-PG16 H10A-SGRS-PG21 H10A-SGRS-M20 H10A-SGRS-M25 H10A-SGRS-2PG16 H10A-SGRS-2PG21 H10A-SGRS-2M20 H10A-SGRS-2M25	T1619101116-000 T1619101121-000 T1619101120-000 T1619101125-000 T1619101216-000 T1619101221-000 T1619101220-000 T1619101225-000
	With protection cover 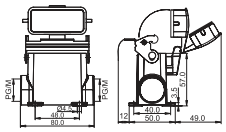 1 Side entry 2 Side entry	M20 M25 M20 M25	PG16 PG21 PG16 PG21	H10A-SDRMS-PG16 H10A-SDRMS-PG21 H10A-SDRMS-M20 H10A-SDRMS-M25 H10A-SDRMS-2PG16 H10A-SDRMS-2PG21 H10A-SDRMS-2M20 H10A-SDRMS-2M25	T1629101116-000 T1629101121-000 T1629101120-000 T1629101125-000 T1629101216-000 T1629101221-000 T1629101220-000 T1629101225-000
Cable-to-cable hood					
	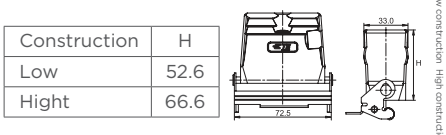 Low construction High construction Construction / H Low / 52.6 Hight / 66.6	M20 M25 M25	PG16 PG21	H10A-TBFS-PG16 H10A-TBFS-M20 H10A-TBFS-M25 H10A-TBFHS-PG21 H10A-TBFHS-M25	T1739101116-000 T1739101120-000 T1739101125-000 T1779101121-000 T1779101125-000

HA.16 contact inserts

SCREW TERMINAL, SPRING CLAMP TERMINAL,
CRIMP TERMINAL FOR SCREW MACHINED HE/HA CRIMP CONTACTS

250V 16A

16+ ⏚

Description		Type	Part Number	
Male insert	Female insert		Male insert	Female insert
Screw terminal				
		HA-016-M	T2010162101-000	
		HA-016-F		T2010162201-000
Spring Clamp terminal				
		HA.16.Sti.SC.B 1-16	7-1103416-1	
		HA.16.Bu.SC.B 1-16		7-1103417-1
Crimp terminal				
		HA-016-MC	T2010164101-000	
		HA-016-FC		T2010164201-000

Dimensions	A	B	C	D	E
mm	66	73	23	31	28

Suitable crimp contacts and crimping tools: see page 48

Dimensions (mm)	Contact arrangement		Panel cut-out
	Male insert	Female insert	
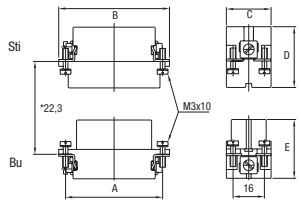	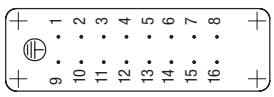	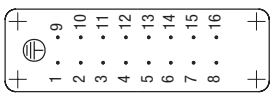	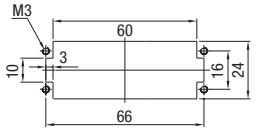

All specifications subject to change. Consult TE Connectivity for latest design specifications.
Contact TE for assistance with any part number configuration.

H16A metal hoods/housings

POWDER-COATED, RAL 7037

Dimensions (mm)	Metr.	PG	Type	Part Number
Hood: Side entry				
 Low construction / High construction 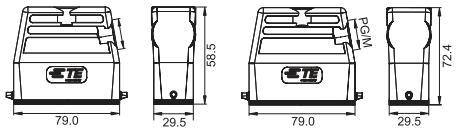	M20 M25	PG16 PG21	H16A-TS-PG16 H16A-TS-PG21 H16A-TS-M20 H16A-TS-M25	T1319160116-000 T1319160121-000 T1319160120-000 T1319160125-000
	M25	PG21	H16A-TSH-PG21 H16A-TSH-M25	T1339160121-000 T1339160125-000
Hood: Top entry				
 Low construction / High construction 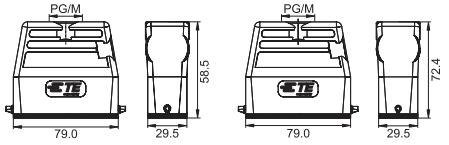	M20 M25	PG16 PG21	H16A-TG-PG16 H16A-TG-PG21 H16A-TG-M20 H16A-TG-M25	T1329160116-000 T1329160121-000 T1329160120-000 T1329160125-000
	M25	PG21	H16A-TGH-PG21 H16A-TGH-M25	T1349160121-000 T1349160125-000
Protection covers for hoods				
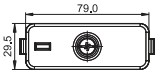	with plastic rope		H16A-KDT	T1019161101-000 T1019161201-000
Bulkhead mounted				
 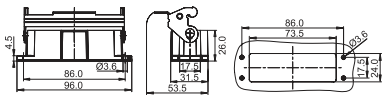 With protection cover 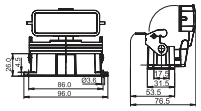			H16A-AGS H16A-ADS H16A-ADMS	T1509161000-000 T1519162000-000 T1519161000-000
Surface mounted: Side entry				
 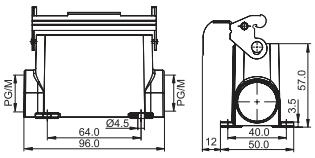 With protection cover 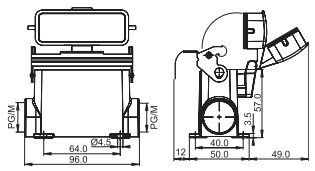	M20 M25	PG16 PG21	H16A-SGRS-PG16 H16A-SGRS-PG21 H16A-SGRS-M20 H16A-SGRS-M25	T1619161116-000 T1619161121-000 T1619161120-000 T1619161125-000
	M20 M25	PG16 PG21	H16A-SGRS-2PG16 H16A-SGRS-2PG21 H16A-SGRS-2M20 H16A-SGRS-2M25	T1619161216-000 T1619161221-000 T1619161220-000 T1619161225-000
	M20 M25	PG16 PG21	H16A-SDRMS-PG16 H16A-SDRMS-PG21 H16A-SDRMS-M20 H16A-SDRMS-M25	T1629161116-000 T1629161121-000 T1629161120-000 T1629161125-000
	M20 M25	PG16 PG21	H16A-SDRMS-2PG16 H16A-SDRMS-2PG21 H16A-SDRMS-2M20 H16A-SDRMS-2M25	T1629161216-000 T1629161221-000 T1629161220-000 T1629161225-000
Cable-to-cable hood				
 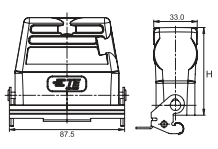	M20 M25	PG16	H16A-TBFS-PG16 H16A-TBFS-M20 H16A-TBFS-M25	T1739161116-000 T1739161120-000 T1739161125-000
	M25	PG21	H16A-TBFHS-PG21 H16A-TBFHS-M25	T1779161121-000 T1779161125-000

Construction	H
Low	66.6
Hight	80.6

HA.32 contact inserts

SCREW TERMINAL, SPRING CLAMP TERMINAL,
CRIMP TERMINAL FOR SCREW MACHINED HE/HA CRIMP CONTACT

250V 16A

(2x16) 32+ ⏚

Description		Type	Part Number	
Male insert	Female insert		Male insert	Female insert
Screw terminal				
		HA-016-M(1-16) HA-016-M(17-32)	T2010162101-000 T2010322101-000	
		HA-016-F(1-16) HA-016-F(17-32)		T2010162201-000 T2010322201-000
Spring Clamp terminal				
		HA.16.Sti.SC.B 1-16 HA.16.Sti.SC.B 17-32	7-1103416-1 7-1103416-7	
		HA.16.Bu.SC.B 1-16 HA.16.Bu.SC.B 17-32		7-1103417-1 7-1103417-7
Crimp terminal				
		HA-016-MC(1-16) HA-016-MC(17-32)	T2010164101-000 T2010324101-000	
		HA-016-FC(1-16) HA-016-FC(17-32)		T2010164201-000 T2010324201-000

Dimensions	A	B	C	D	E
mm	66	73	23	31	28

Suitable crimp contacts and crimping tools: see page 48

Dimensions (mm)	Contact arrangement	
	Male insert	Female insert
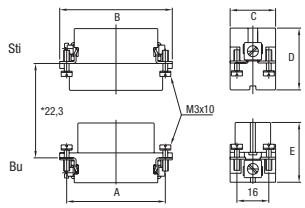	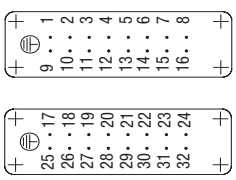	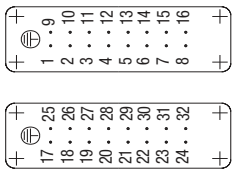

All specifications subject to change. Consult TE Connectivity for latest design specifications.
Contact TE for assistance with any part number configuration.

H32A metal hoods/housings

POWDER-COATED, RAL 7037

Dimensions (mm)		Metr.	PG	Type	Part Number
Hood: Side entry					
	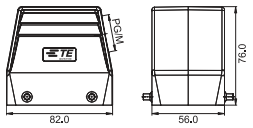	M25 M32 M40	PG21 PG29 PG36	H32A-TS-PG21 H32A-TS-PG29 H32A-TS-PG36 H32A-TS-M25 H32A-TS-M32 H32A-TS-M40	T1319320121-000 T1319320129-000 T1319320136-000 T1319320125-000 T1319320132-000 T1319320140-000
Hood: Top entry					
	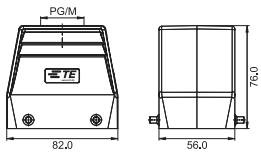	M25 M32 M40	PG21 PG29 PG36	H32A-TG-PG21 H32A-TG-PG29 H32A-TG-PG36 H32A-TG-M25 H32A-TG-M32 H32A-TG-M40	T1329320121-000 T1329320129-000 T1329320136-000 T1329320125-000 T1329320132-000 T1329320140-000
Bulkhead mounted					
	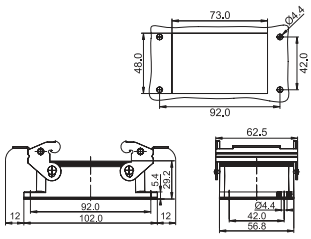			H32A-AG	T1419320000-000
Surface mounted: Side entry					
	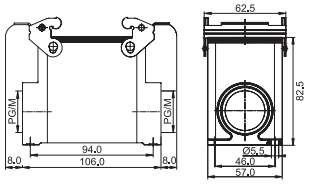	M25 M32 M25 M32	PG21 PG29 PG21 PG29	H32A-SGR-PG21 H32A-SGR-PG29 H32A-SGR-M25 H32A-SGR-M32 H32A-SGR-2PG21 H32A-SGR-2PG29 H32A-SGR-2M25 H32A-SGR-2M32	T1449320121-000 T1449320129-000 T1449320125-000 T1449320132-000 T1449320221-000 T1449320229-000 T1449320225-000 T1449320232-000

HA.48 contact inserts

SCREW TERMINAL, SPRING CLAMP TERMINAL,
CRIMP TERMINAL FOR SCREW MACHINED HE/HA CRIMP CONTACT

250V 16A

(3x16) 48+ ⏚

Description		Type	Part Number	
Male insert	Female insert		Male insert	Female insert
Screw terminal				
		HA.16.Sti.S.B 1-16 HA.16.Sti.S.B 17-32 HA.16.Sti.S.B 33-48	1-1103416-1 1-1103416-7 1-1103416-8	
		HA.16.Bu.S.B 1-16 HA.16.Bu.S.B 17-32 HA.16.Bu.S.B 33-48		1-1103417-1 1-1103417-7 1-1103417-8
Spring Clamp terminal				
		HA.16.Sti.SC.B 1-16 HA.16.Sti.SC.B 17-32 HA.16.Sti.SC.B 33-48	7-1103416-1 7-1103416-7 7-1103416-8	
		HA.16.Bu.SC.B 1-16 HA.16.Bu.SC.B 17-32 HA.16.Bu.SC.B 33-48		7-1103417-1 7-1103417-7 7-1103417-8
Crimp terminal				
		HA.16.Sti.C.B 1-16 HA.16.Sti.C.B 17-32 HA.16.Sti.C.B 33-48	2-1103416-3 2-1103416-7 2-1103416-8	
		HA.16.Bu.C.B 1-16 HA.16.Bu.C.B 17-32 HA.16.Bu.C.B 33-48		2-1103417-3 2-1103417-7 2-1103417-8

Dimensions	A	B	C	D	E
mm	77.5	83.5	33	34	35

Suitable crimp contacts and crimping tools: see page 48

Dimensions (mm)	Contact arrangement	
	Male insert	Female insert
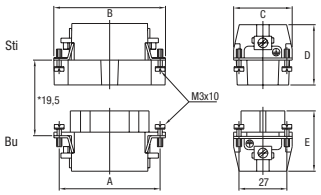	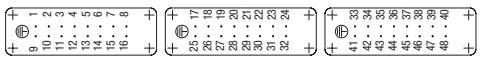	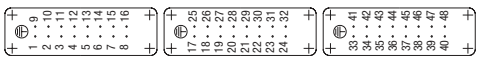

All specifications subject to change. Consult TE Connectivity for latest design specifications.
Contact TE for assistance with any part number configuration.

HA.48 housings

POWDER-COATED, SILVER-GREY

Side clip at housing bottom **IP 65**

Description		Metr.	PG	Type	Part Number
Hood: Side entry, Standard construction					
	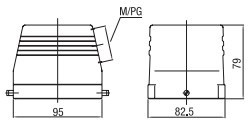	M32	29	HA.48.STS-GR.1.29.G HA.48.STS-GR.1.M32.G	1-1102172-7 0-1102877-1
Hood: Top entry, Standard construction					
	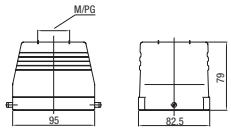	M32	29	HA.48.STO-GR.1.29.G HA.48.STO-GR.1.M32.G	1-1102175-7 0-1102877-2
Surface mounted housing: Bottom entry					
	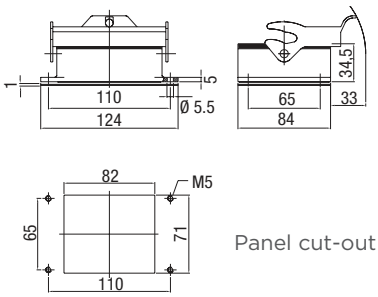 Panel cut-out			HA.48.AG-LB	1-1102176-2
Surface mounted housing with covers: Bottom entry					
	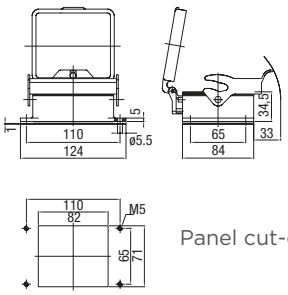 Panel cut-out			HA.48.AGD-LB	1-1102177-2

HA.48 housings

POWDER-COATED, SILVER-GREY

Side clip at housing bottom **IP 65**

Description		Metr.	PG	Type	Part Number
Surface mounted housing: Side entry, Standard construction					
	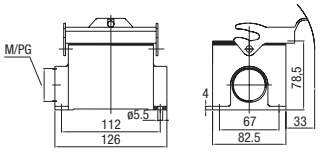		29 2x29	HA.48.SG-LB.1.29.Z HA.48.SG-LB.2.29.Z	1-1102179-2 1-1102181-2
Surface mounted housing: Side entry, Standard construction					
	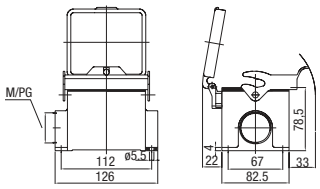	M32 2xM32	29 2x29	HA.48.SGD-LB.1.29.Z HA.48.SGD-LB.2.29.Z HA.48.SGD-LB.1.M32.G HA.48.SGD-LB.2.M32.G	1-1102183-2 1-1102185-2 0-1102879-1 0-1102879-2

All specifications subject to change. Consult TE Connectivity for latest design specifications.
Contact TE for assistance with any part number configuration.

HA.64 contact inserts

SCREW TERMINAL, SPRING CLAMP TERMINAL,
CRIMP TERMINAL FOR SCREW MACHINED HE CRIMP CONTACTS

250V 16A

(4x16) 64+ ⏚

Description		Type	Part Number	
Male insert	Female insert		Male insert	Female insert
Screw terminal				
		HA.16.Sti.S.B 1-16 HA.16.Sti.S.B 17-32 HA.16.Sti.S.B 33-48 HA.16.Sti.S.B 49-64	1-1103416-1 1-1103416-7 1-1103416-8 1-1103416-9	
		HA.16.Bu.S.B 1-16 HA.16.Bu.S.B 17-32 HA.16.Bu.S.B 33-48 HA.16.Bu.S.B 49-64		1-1103417-1 1-1103417-7 1-1103417-8 1-1103417-9
Spring Clamp terminal				
		HA.16.Sti.SC.B 1-16 HA.16.Sti.SC.B 17-32 HA.16.Sti.SC.B 33-48 HA.16.Sti.SC.B 49-64	7-1103416-1 7-1103416-7 7-1103416-8 7-1103416-9	
		HA.16.Bu.SC.B 1-16 HA.16.Bu.SC.B 17-32 HA.16.Bu.SC.B 33-48 HA.16.Bu.SC.B 49-64		7-1103417-1 7-1103417-7 7-1103417-8 7-1103417-9
Crimp terminal				
		HA.16.Sti.C.B 1-16 HA.16.Sti.C.B 17-32 HA.16.Sti.C.B 33-48 HA.16.Sti.C.B 49-64	2-1103416-3 2-1103416-7 2-1103416-8 2-1103416-9	
		HA.16.Bu.C.B 1-16 HA.16.Bu.C.B 17-32 HA.16.Bu.C.B 33-48 HA.16.Bu.C.B 49-64		2-1103417-3 2-1103417-7 2-1103417-8 2-1103417-9

Dimensions	A	B	C	D	E
mm	77.5	83.5	33	34	35

Suitable crimp contacts and crimping tools: see page 48

Dimensions (mm)	Contact arrangement	
	Male insert	Female insert
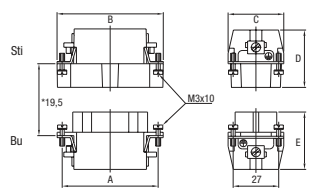	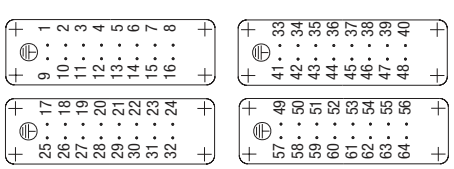	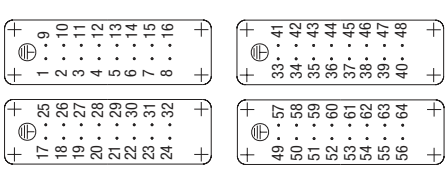

HA.64 housings

POWDER-COATED, SILVER-GREY

Side clip at housing bottom **IP 65**

Description		Metr.	PG	Type	Part Number
Hood: Side entry, Standard construction					
	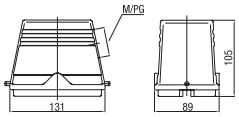	M50	29 36 42	HA.64.STS-GR.1.29.G HA.64.STS-GR.1.36.G HA.64.STS-GR.1.42.G HA.64.STS-GR.1.M50.G	1-1102002-7 1-1102005-7 1-1102008-7 0-1106480-2
Hood: Top entry, Standard construction					
	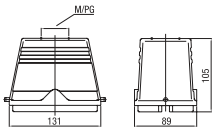	M50	29 36 42	HA.64.STO-GR.1.29.G HA.64.STO-GR.1.36.G HA.64.STO-GR.1.42.G HA.64.STO-GR.1.M50.G	1-1102027-7 1-1102030-7 1-1102033-7 0-1106480-1
Surface mounted housing: Bottom entry, Standard construction					
	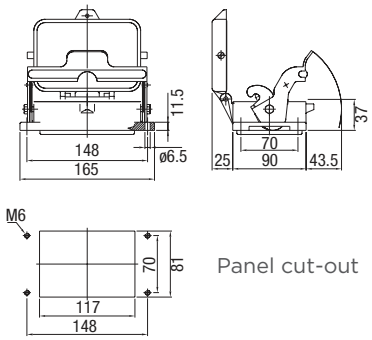			HA.64.AGD-LB	1-1102009-2
Surface mounted housing: Side entry, Standard construction					
	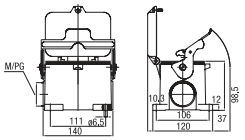	2xM40	29 2x29 36 2x36	HA.64.SGD-LB.1.29.Z HA.64.SGD-LB.2.29.Z HA.64.SGD-LB.1.36.Z HA.64.SGD-LB.2.36.Z HA.64.SGD-LB.2.M40.Z	1-1102011-2 1-1102013-2 1-1102015-2 1-1102017-2 0-1106479-1

All specifications subject to change. Consult TE Connectivity for latest design specifications.
Contact TE for assistance with any part number configuration.

Crimp contacts HN.D series

10A Contact

Tech data **Material:** copper alloy **Contact resistance:** ≤3mΩ **Terminal:** crimp connection **CDM/Male**	10A Male crimp contacts	Wire gauge		Stripping length	Crimp contacts, silver-plated		Crimp contacts, gold-plated	
		mm²	AWG	mm	Type	Part Number	Type	Part Number
		0.14-0.37	26-22	8.0	CDM-0.14	T2020001002-000	DDM-0.14	T2020011002-000
		0.5	20	8.0	CDM-0.5	T2020001005-000	DDM-0.5	T2020011005-000
		0.75	18	8.0	CDM-0.75	T2020001008-000	DDM-0.75	T2020011008-000
		1.0	18	8.0	CDM-1.0	T2020001010-000	DDM-1.0	T2020011010-000
		1.5	16	8.0	CDM-1.5	T2020001015-000	DDM-1.5	T2020011015-000
		2.5	14	6.0	CDM-2.5	T2020001025-000	DDM-2.5	T2020011025-000
CDF/Female	**10A Female crimp contacts**	0.14-0.37	26-22	8.0	CDF-0.14	T2020002002-000	DDF-0.14	T2020012002-000
		0.5	20	8.0	CDF-0.5	T2020002005-000	DDF-0.5	T2020012005-000
		0.75	18	8.0	CDF-0.75	T2020002008-000	DDF-0.75	T2020012008-000
		1.0	18	8.0	CDF-1.0	T2020002010-000	DDF-1.0	T2020012010-000
		1.5	16	8.0	CDF-1.5	T2020002015-000	DDF-1.5	T2020012015-000
		2.5	14	6.0	CDF-2.5	T2020002025-000	DDF-2.5	T2020012025-000

Crimping tools HN.D series

Description		Type	Part Number
Crimp tool Wire range: 0.5-4.0mm² Suitable for CDM/CDF and CEM/CEF contacts		CRIMPBOX-0.5/4	T3100000001-000
Crimp tool Wire range: 0.14-4.0mm² Suitable for CDM/CDF and CEM/CEF contacts with locator and die		RSZ.HE-HN.D-HVT	1-1105851-8
Removal tools Used for CDM/CDF contact series		REMOV-HD	T3100000003-000
M3 screw driver Used for HA/HE inserts		SCREWD-M3	T3100000009-000

Crimp contacts HE/HA series

16A Contact

Tech data **Material:** copper alloy **Contact resistance:** ≤1mΩ **Terminal:** crimp connection **CEM/Male**	16A Male crimp contacts	Wire gauge		Stripping length	Crimp contacts, silver-plated		Crimp contacts, gold-plated	
		mm²	AWG	mm	Type	Part Number	Type	Part Number
		0.14-0.37	26-22	7.5	CEM-0.3	T2030001002-000	DEM-0.3	T2030011002-000
		0.5	20	7.5	CEM-0.5	T2030001005-000	DEM-0.5	T2030011005-000
		0.75	18	7.5	CEM-0.75	T2030001008-000	DEM-0.75	T2030011008-000
		1.0	18	7.5	CEM-1.0	T2030001010-000	DEM-1.0	T2030011010-000
		1.5	16	7.5	CEM-1.5	T2030001015-000	DEM-1.5	T2030011015-000
		2.5	14	7.5	CEM-2.5	T2030001025-000	DEM-2.5	T2030011025-000
		4.0	12	7.5	CEM-4.0	T2030001040-000	DEM-4.0	T2030011040-000
CEF/Female	**16A Female crimp contacts**	0.14-0.37	26-22	7.5	CEF-0.3	T2030002002-000	DEF-0.3	T2030012002-000
		0.5	20	7.5	CEF-0.5	T2030002005-000	DEF-0.5	T2030012005-000
		0.75	18	7.5	CEF-0.75	T2030002008-000	DEF-0.75	T2030012008-000
		1.0	18	7.5	CEF-1.0	T2030002010-000	DEF-1.0	T2030012010-000
		1.5	16	7.5	CEF-1.5	T2030002015-000	DEF-1.5	T2030012015-000
		2.5	14	7.5	CEF-2.5	T2030002025-000	DEF-2.5	T2030012025-000
		4.0	12	7.5	CEF-4.0	T2030002040-000	DEF-4.0	T2030012040-000

Crimping tools HE/HA series

Description		Type	Part Number
Crimp tool Wire range: 0.5-4.0mm² Suitable for CDM/CDF and CEM/CEF contacts		CRIMPBOX-0.5/4	T3100000001-000
Crimp tool Wire range: 0.14-4.0mm² Suitable for CDM/CDF and CEM/CEF contacts with locator and die		RSZ.HE-HN.D-HVT	1-1105851-8
Removal tools Used for CEM/CEF contact series		REMOV-HEE	T3100000002-000
M3 screw driver Used for HA/HE inserts		SCREWD-M3	T3100000009-000

All specifications subject to change. Consult TE Connectivity for latest design specifications.
Contact TE for assistance with any part number configuration.

Notes

HD, HDD Series



1. Specifications
DIN VDE 0110 Concerning clearance and creepage distances
DIN VDE 0627 Connectors and plug devices

2. Standards
DIN EN 175 301-801
DIN EN 61984

3. Approvals

All specifications subject to change. Consult TE Connectivity for latest design specifications.
Contact TE for assistance with any part number configuration.

HD technical characteristics

Specifications ..... DIN VDE 0627
..... DIN VDE 0110
Standards ..... DIN 43 652
..... CECC 75 301-801
Number of contacts ..... 7,8,15,25,40,50(2x25),64,
..... 80(2x40),128(2x64) + PE

INSERTS

Working current ..... 10A max
(See current carrying capacity)
Working voltage ..... (8D is 50V)
..... 250V, Insulation group C
Test voltage urms ..... 4KV(8D is 0.8KV)
Pollution degree 2
Insulation resistance ..... $\geq 10^{10}\Omega$
Material ..... Polycarbonate or Polybutylece
Temperature range ..... -40°C... +100°C/125°C
Flammability acc. to UL94 ..... V0
Working voltage acc. to UL/CSA 600V
Mechanical working life-mating cycles ..... ≥500

CONTACTS

Material ..... Copper alloy
Surface ..... Hard silver-plated
..... Hard gold-plated
Contact resistance ..... ≤3mΩ
Terminal ..... Crimp terminal
..... Rolled terminal
- mm^2 ..... 0.15-2.5mm^2
- AWG 26-14

HOODS/HOUSINGS

Material ..... Die cast aluminium
Surface ..... Powder-coated (RAL 7037)
Locking element ..... Stainless steel, steel-zinc plated
Temperature range ..... -40°C... +125°C
Degree of protection acc. to DIN40 050 ..... IP65

CURRENT CARRYING CAPACITY

The current carrying is limited by maximum temperature of materials for inserts and contacts including terminals. Control and test procedures according to DIN IEC 60512-3.

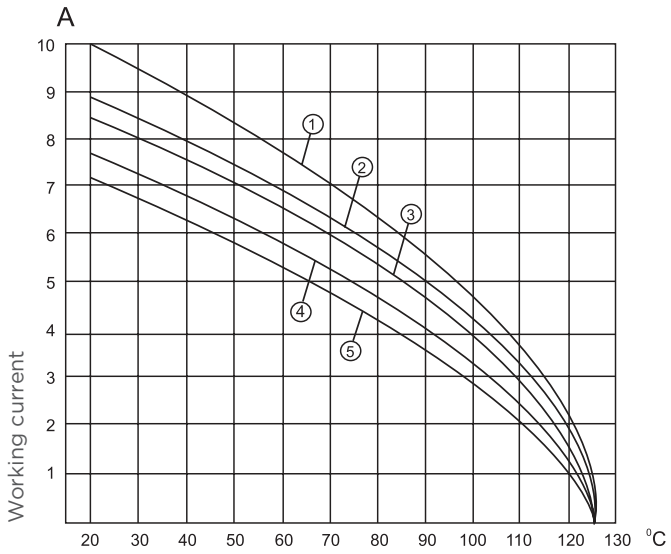

Ambient temperature Wire gauge: 0.75 mm^2

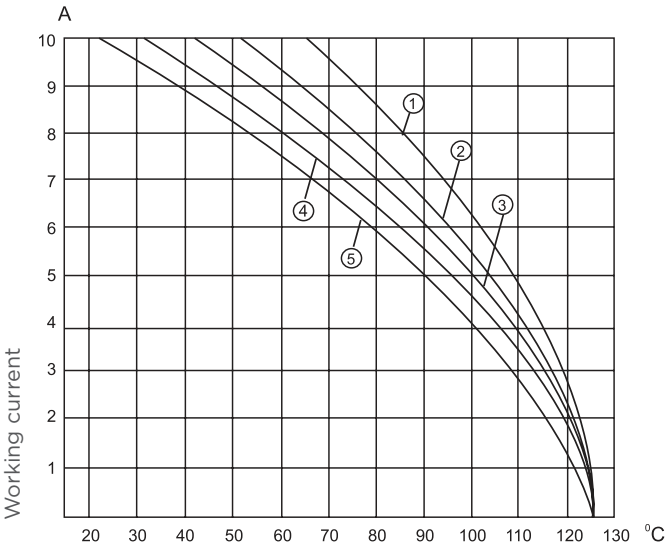

Ambient temperature Wire gauge: 1.50 mm^2

1 HD-007
2 HD-015
3 HD-025
4 HD-040
5 HD-064

HDD technical characteristics

Specifications ..... DIN EN 60 664-1
..... DIN EN 61 984
Number of contacts ..... 16,24,42,72,84(2x42),
..... 144(2x72) + PE

INSERTS

Working current ..... 10A max
(See current carrying capacity)
Working voltage ..... 250V, Insulation group C
Test voltage urms 2.5KV
Pollution degree 2
Insulation resistance ..... $\geq 10^{10}\Omega$
Material ..... Polycarbonate
Temperature range ..... -40°C... +100°C/125°C
Flammability acc. to UL94 ..... V0
Working voltage acc. to UL/CSA 500V
Mechanical working life-mating cycles ..... ≥500

CONTACTS

Material ..... Copper alloy
Surface ..... Hard silver-plated
..... Hard gold-plated
Contact resistance ..... ≤3mΩ
Terminal ..... Crimp terminal
..... Rolled terminal
- mm^2 ..... 0.14-2.5mm^2
- AWG 26-14

HOODS/HOUSINGS

Material ..... Die cast aluminium
Surface ..... Powder-coated (RAL 7037)
Locking element ..... Stainless steel, steel-zinc plated
Temperature range ..... -40°C... +125°C
Degree of protection acc. to DIN40 050 ..... IP65

CURRENT CARRYING CAPACITY

The current carrying is limited by maximum temperature of materials for inserts and contacts including terminals. Control and test procedures according to DIN IEC 60512-3.

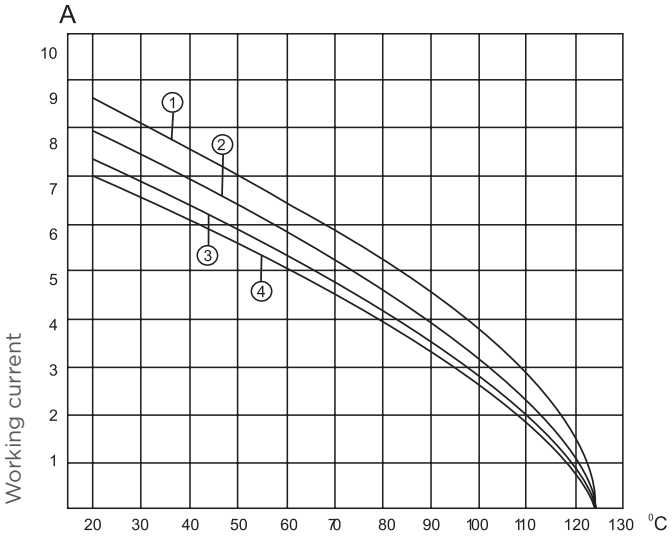

Ambient temperature Wire gauge: 0.75 mm^2

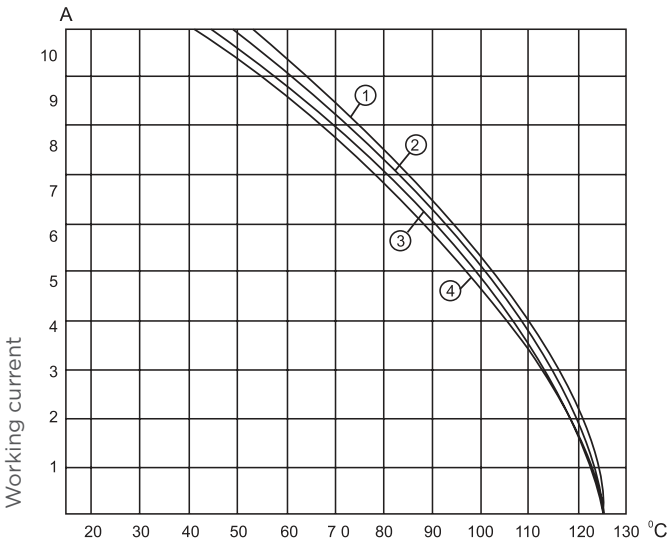

Ambient temperature Wire gauge: 1.50 mm^2

1 HDD-024
2 HDD-042
3 HDD-072
4 HDD-108

All specifications subject to change. Consult TE Connectivity for latest design specifications.
Contact TE for assistance with any part number configuration.

HD, HDD series

MODIFIED CONTACT ARRANGEMENT

The connector series HDD and HD equipped with all contacts may be used for voltages up to 250V~insulation group C. A modified contact loading arrangement permits use up to 500V~also in insulation group C.

	Contact arrangement view from termination side			
	Working contact	**Without contact**	**Male insert**	**Female insert**
Series HDD 380V~Insulation group C	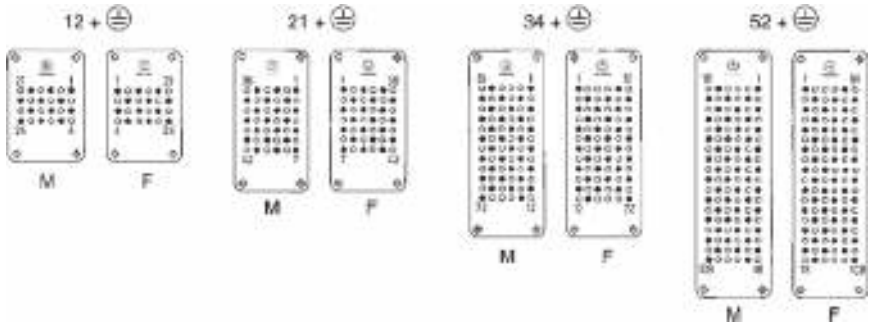			
500V~Insulation group C	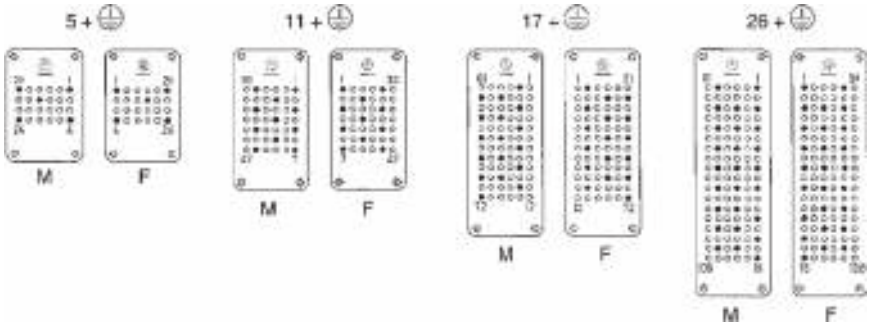			
Series HD 500V ~ Pollution degree 3	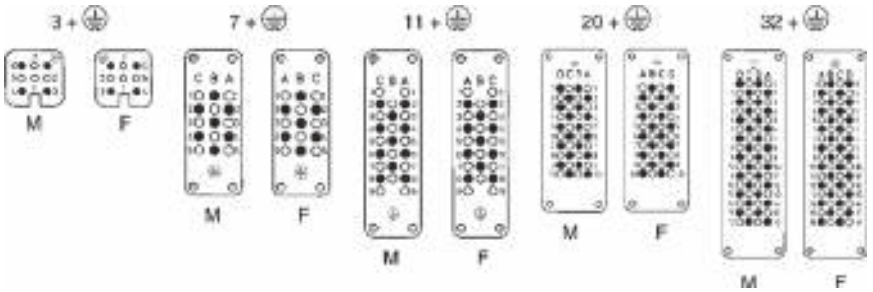			

HD-007/008 inserts

INSERTS FOR H3A HOOD/HOUSING

250V/50V 10A

7+⏚
8

Dimensions (mm)	Contact arrangement view from termination side	Part Number		Type
		Male insert	Female insert	
250V/10A 	M 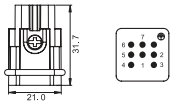	T2020072101-000		HD-007-M
	F 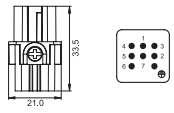		T2020072201-000	HD-007-F
50V/10A 	M 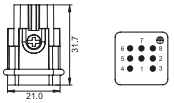	T2020082101-000		HD-008-M
	F 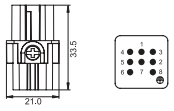		T2020082201-000	HD-008-F

10A Contact

Tech data	10A Male crimp contacts	Wire gauge		Strip-ping length	Crimp contacts, silver-plated		Crimp contacts, gold-plated	
		mm²	AWG	mm	Type	Part Number	Type	Part Number
Material: copper alloy **Contact resistance:** ≤3mΩ **Terminal:** crimp connection **CDM/Male** 	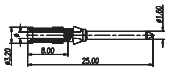	0.14-0.37	26-22	8.0	CDM-0.14	T2020001002-000	DDM-0.14	T2020011002-000
		0.5	20	8.0	CDM-0.5	T2020001005-000	DDM-0.5	T2020011005-000
		0.75	18	8.0	CDM-0.75	T2020001008-000	DDM-0.75	T2020011008-000
		1.0	18	8.0	CDM-1.0	T2020001010-000	DDM-1.0	T2020011010-000
		1.5	16	8.0	CDM-1.5	T2020001015-000	DDM-1.5	T2020011015-000
		2.5	14	6.0	CDM-2.5	T2020001025-000	DDM-2.5	T2020011025-000
CDF/Female 	**10A Female crimp contacts** 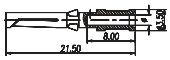	0.14-0.37	26-22	8.0	CDF-0.14	T2020002002-000	DDF-0.14	T2020012002-000
		0.5	20	8.0	CDF-0.5	T2020002005-000	DDF-0.5	T2020012005-000
		0.75	18	8.0	CDF-0.75	T2020002008-000	DDF-0.75	T2020012008-000
		1.0	18	8.0	CDF-1.0	T2020002010-000	DDF-1.0	T2020012010-000
		1.5	16	8.0	CDF-1.5	T2020002015-000	DDF-1.5	T2020012015-000
		2.5	14	6.0	CDF-2.5	T2020002025-000	DDF-2.5	T2020012025-000

All specifications subject to change. Consult TE Connectivity for latest design specifications.
Contact TE for assistance with any part number configuration.

H3A metal hoods/housings

POWDER-COATED, RAL 7037

Dimensions (mm)			Metr.	PG	Type	Part Number
Top entry						
	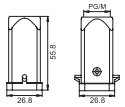		M20	PG11	H3A-MTG-PG11 H3A-MTG-M20	T1329030111-000 T1329030120-000
Side entry						
	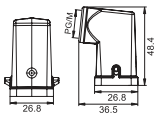		M20	PG11	H3A-MTS-PG11 H3A-MTS-M20	T1319030111-000 T1319030120-000
Bulkhead mounting: Bottom entry						
	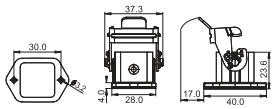				H3A-MAG	T1509030000-000
Bulkhead mounting: Side entry						
	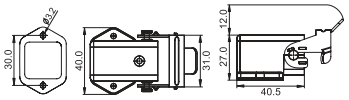				H3A-MAGS	T1549030000-000
Surface mounting: Side entry						
	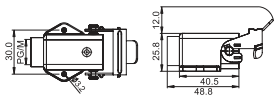		M16 M20	PG11	H3A-MAGSV-PG11 H3A-MAGSV-M16 H3A-MAGSV-M20	T1619030111-000 T1619030116-000 T1619030120-000
Cable-to-cable hood:						
	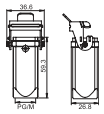		M20	PG11	H3A-MTGVB-PG11 H3A-MTGVB-M20	T1739030111-000 T1739030120-000
Protection covers for hoods (thermoplastic)						
	Note: For mounted male insert and hood	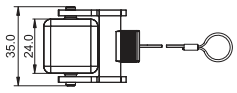			H3A-KDTP	T1010031100-000
Metal protection covers for hoods						
	Note: For mounted female insert and hood	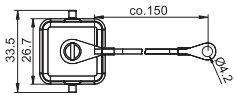			H3A-KDB	T1010033100-000

H3A thermoplastic hoods/housings

THERMOPLASTIC HOODS, HOUSINGS

Dimensions (mm)			Metr.	PG	Type	Part Number
Top entry						
	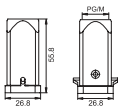		M20	PG11	H3A-TG-PG11 H3A-TG-M20	T1329031111-000 T1329031120-000
Side entry						
	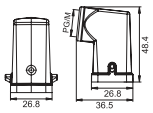		M20	PG11	H3A-TS-PG11 H3A-TS-M20	T1319031111-000 T1319031120-000
Bulkhead mounting: Bottom entry						
	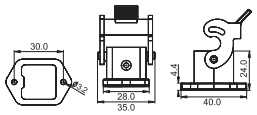				H3A-AG	T1509031100-000
Bulkhead mounting: Side entry						
	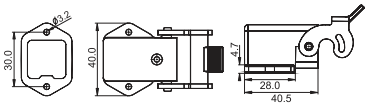				H3A-AGS	T1509031111-000
Surface mounting: Side entry						
	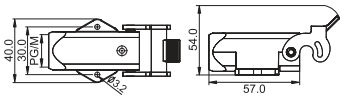		M16 M20	PG11	H3A-AGSV-PG11 H3A-AGSV-M16 H3A-AGSV-M20	T1619031111-000 T1619031116-000 T1619031120-000
Cable-to-cable hood:						
	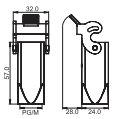		M20	PG11	H3A-TGVB-PG11 H3A-TGVB-M20	T1739031111-000 T1739031120-000
Protection covers for hoods (thermoplastic)						
	Note: For mounted male insert and hood	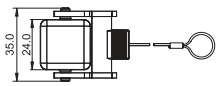			H3A-KDTP	T1010031100-000
Protection covers for hoods						
 White Grey	Note: For mounted female insert and hood	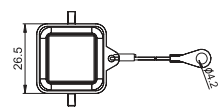			H3A-KDBP (White) H3A-KDBPG (Grey)	T1010032100-000 T1010032300-000
Covers without sealing type						
					H3A-KDBP (White) H3A-KDBP (Grey)	T1010033200-000 T1010032200-000

All specifications subject to change. Consult TE Connectivity for latest design specifications.
Contact TE for assistance with any part number configuration.

HIP.3/4, HIP-K.3/4, EMV-K.3/4 housings

HIP: Pressure-tight, silver-grey
HIP-K: Housings corrosion-resistant, black, according to DIN IEC 68 T2-52 and ASTM B117-09 > 1000h
EMV-K: Protection against electro-magnetic interference, pressure-tight, housings corrosion-resistant, black

Screw lock on hood **IP 68 / IP 69 K**

Description		Metr.	PG	Type	Part Number
Hood: Top entry					
	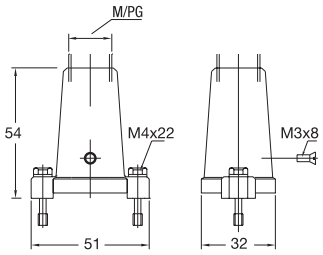			**HIP**	
			11	HIP.3/4.ST0.1.11.G	1-1102600-5
		M16		HIP.3/4.ST0.1.M16.G	0-1106408-1
				HIP-K	
			11	HIP-K.3/4.ST0.1.11.G	2-1102600-5
		M16		HIP-K.3/4.ST0.1.M16.G	0-1106408-2
		M20		HIP-K.3/4.ST0.1.M20.G	0-1106408-3
				EMV-K	
			11	EMV-K.3/4.ST0.1.11.G	4-1102700-5
		M16		EMV-K.3/4.ST0.1.M16.G	0-1106402-2
		M20		EMV-K.3/4.ST0.1.M20.G	0-1106402-3
Surface mounted housing: Bottom entry					
	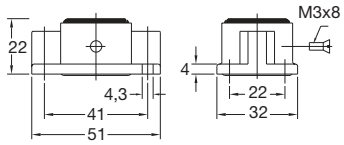 Panel cut-out 21 x 21			**HIP** HIP.3/4.AG	1-1102603-5
				HIP-K HIP-K.3/4.AG	2-1102603-5
				EMV-K EMV-K.3/4.AG	4-1102703-5
Surface mounted housing: Bottom entry (by panel cut-out)					
	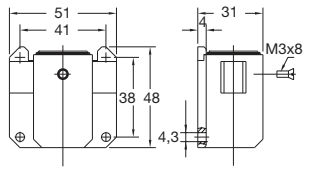 Panel cut-out ø 20			**HIP** HIP.3/4.SGF	1-1102602-5
				HIP-K HIP-K.3/4.SGF	2-1102602-5
				EMV-K EMV-K.3/4.SGF	4-1102702-5

HIP.3/4, HIP-K.3/4, EMV-K.3/4 housings

HIP: Pressure-tight, silver-grey
HIP-K: Housings corrosion-resistant, black, according to DIN IEC 68 T2-52 and ASTM B117-09 > 1000h
EMV-K: Protection against electro-magnetic interference, pressure-tight, housings corrosion-resistant, black

Screw lock on hood **IP 68 / IP 69 K**

Description		Metr.	PG	Type	Part Number
Surface mounted housing: Side entry					
	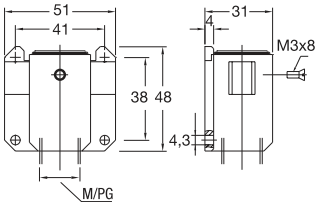			**HIP**	
			PG11	HIP.3/4.SG.1.11.G	1-1102601-5
		M16		HIP.3/4.SG.1.M16.G	0-1106407-1
		M20		HIP.3/4.SG.1.M20.G	0-1106401-4
				HIP-K	
			PG11	HIP-K.3/4.SG.1.11.G	2-1102601-5
		M16		HIP-K.3/4.SG.1.M16.G	0-1106407-2
				EMV-K	
			PG11	EMV-K.3/4.SG.1.11.G	4-1102701-5
		M16		EMV-K.3/4.SG.1.M16.G	0-1106401-2
		M20		EMV-K.3/4.SG.1.M20.G	0-1106401-3
Protective covers for housings					
	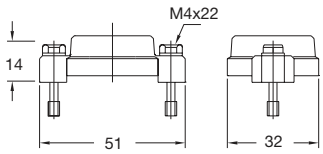			**HIP/EMV**	
				HIP/EMV.3/4.SKB	3-1106200-5
				HIP-K/EMV-K	
				HIP-K/EMV-K.3/4.SKB	4-1106200-5

All specifications subject to change. Consult TE Connectivity for latest design specifications.
Contact TE for assistance with any part number configuration.

HD-015 inserts

INSERTS FOR H10A HOOD/HOUSING — 250V 10A

15+⏚ (machined contacts)

Dimensions (mm)		Type	Part Number	
			Male insert	Female insert
Crimp terminal (order crimp contacts separately)				
	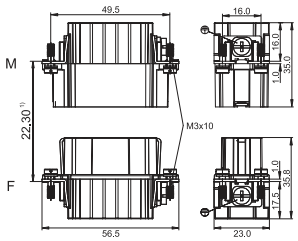	HD-015-M	T2020152101-000	
		HD-015-F		T2020152201-000
Contact arrangement view from termination side	Panel cut out for inserts for use without hoods/housings			
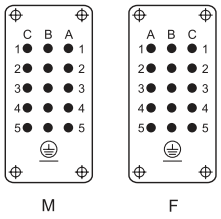	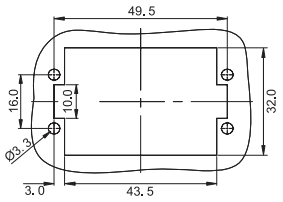			

10A Contact

Tech data **Material:** copper alloy **Contact resistance:** ≤3mΩ **Terminal:** crimp connection	10A Male crimp contacts	Wire gauge		Strip-ping length	Crimp contacts, silver-plated		Crimp contacts, gold-plated	
		mm²	AWG	mm	Type	Part Number	Type	Part Number
		0.14-0.37	26-22	8.0	CDM-0.14	T2020001002-000	DDM-0.14	T2020011002-000
		0.5	20	8.0	CDM-0.5	T2020001005-000	DDM-0.5	T2020011005-000
		0.75	18	8.0	CDM-0.75	T2020001008-000	DDM-0.75	T2020011008-000
		1.0	18	8.0	CDM-1.0	T2020001010-000	DDM-1.0	T2020011010-000
		1.5	16	8.0	CDM-1.5	T2020001015-000	DDM-1.5	T2020011015-000
		2.5	14	6.0	CDM-2.5	T2020001025-000	DDM-2.5	T2020011025-000
CDM/Male 								
CDF/Female 	**10A Female crimp contacts** 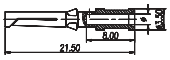	0.14-0.37	26-22	8.0	CDF-0.14	T2020002002-000	DDF-0.14	T2020012002-000
		0.5	20	8.0	CDF-0.5	T2020002005-000	DDF-0.5	T2020012005-000
		0.75	18	8.0	CDF-0.75	T2020002008-000	DDF-0.75	T2020012008-000
		1.0	18	8.0	CDF-1.0	T2020002010-000	DDF-1.0	T2020012010-000
		1.5	16	8.0	CDF-1.5	T2020002015-000	DDF-1.5	T2020012015-000
		2.5	14	6.0	CDF-2.5	T2020002025-000	DDF-2.5	T2020012025-000

HD-015 inserts

INSERTS FOR H10A HOOD/HOUSING

250V 10A

15+⏚ (stamped and formed contacts)

Description		Type	Part Number	
Male insert	Female insert		Male insert	Female insert
Crimp terminal				
		HD.15.Sti.C	2-1103004-3	
		HD.15.Bu.C		2-1103005-3

Dimensions	A	B	C	D	E
mm	49.5	57	23	35	35

Suitable crimp contacts and crimping tools: see page 111

Dimensions (mm)	Contact arrangement		Panel cut-out
	Male insert	Female insert	
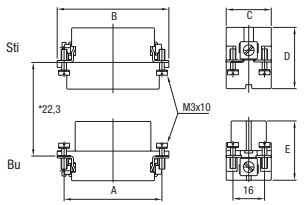	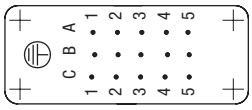	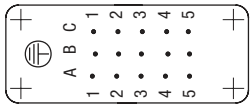	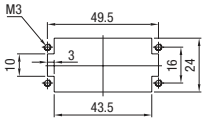

All specifications subject to change. Consult TE Connectivity for latest design specifications.
Contact TE for assistance with any part number configuration.

H10A metal hoods/housings

POWDER-COATED, RAL 7037

Dimensions (mm)		Metr.	PG	Type	Part Number
Hood: Side entry					
	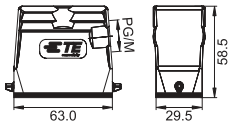	M20 M25	PG16 PG21	H10A-TS-PG16 H10A-TS-PG21 H10A-TS-M20 H10A-TS-M25	T1319100116-000 T1319100121-000 T1319100120-000 T1319100125-000
Hood: Top entry					
	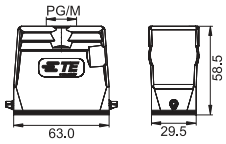	M20 M25	PG16 PG21	H10A-TG-PG16 H10A-TG-PG21 H10A-TG-M20 H10A-TG-M25	T1329100116-000 T1329100121-000 T1329100120-000 T1329100125-000
Protection covers for hoods					
	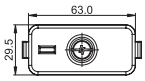	With plastic rope		H10A-KDT	T1019101101-000 T1019101201-000
Bulkhead mounted					
	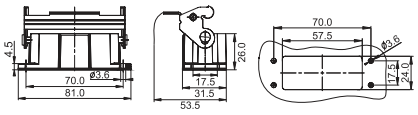			H10A-AGS H10A-ADMS	T1509101000-000 T1519101000-000
	With protection cover 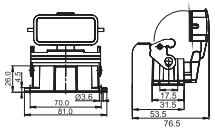			H10A-ADMS	T1519101000-000
Surface mounted: Side entry					
	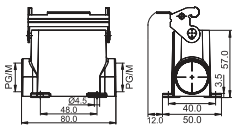 1 Side entry 2 Side entry	M20 M25 M20 M25	PG16 PG21 PG16 PG21	H10A-SGRS-PG16 H10A-SGRS-PG21 H10A-SGRS-M20 H10A-SGRS-M25 H10A-SGRS-2PG16 H10A-SGRS-2PG21 H10A-SGRS-2M20 H10A-SGRS-2M25	T1619101116-000 T1619101121-000 T1619101120-000 T1619101125-000 T1619101216-000 T1619101221-000 T1619101220-000 T1619101225-000
	With protection cover 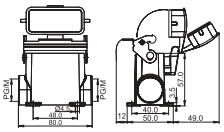 1 Side entry 2 Side entry	M20 M25 M20 M25	PG16 PG21 PG16 PG21	H10A-SDRMS-PG16 H10A-SDRMS-PG21 H10A-SDRMS-M20 H10A-SDRMS-M25 H10A-SDRMS-2PG16 H10A-SDRMS-2PG21 H10A-SDRMS-2M20 H10A-SDRMS-2M25	T1629101116-000 T1629101121-000 T1629101120-000 T1629101125-000 T1629101216-000 T1629101221-000 T1629101220-000 T1629101225-000
Cable-to-cable hood					
	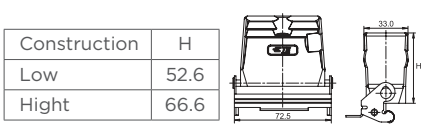 Low construction High construction Construction H Low 52.6 Hight 66.6	M20 M25 M25	PG16 PG21	H10A-TBFS-PG16 H10A-TBFS-M20 H10A-TBFS-M25 H10A-TBFHS-PG21 H10A-TBFHS-M25	T1739101116-000 T1739101120-000 T1739101125-000 T1779101121-000 T1779101125-000

HD-025 inserts

INSERTS FOR H16A HOOD/HOUSING

250V 10A

25+⏚ (machined contacts)

Dimensions (mm)		Type	Part Number	
			Male insert	Female insert
Crimp terminal (order crimp contacts separately)				
	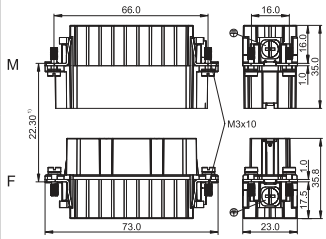	HD-025-M	T2020252101-000	
		HD-025-F		T2020252201-000
Contact arrangement view from termination side	Panel cut out for inserts for use without hoods/housings			
	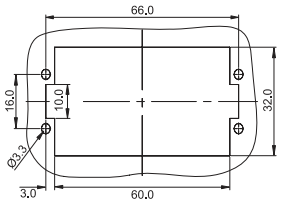			

10A Contact

Tech data **Material:** copper alloy **Contact resistance:** ≤3mΩ **Terminal:** crimp connection	10A Male crimp contacts	Wire gauge		Stripping length	Crimp contacts, silver-plated		Crimp contacts, gold-plated	
		mm²	AWG	mm	Type	Part Number	Type	Part Number
CDM/Male		0.14-0.37	26-22	8.0	CDM-0.14	T2020001002-000	DDM-0.14	T2020011002-000
		0.5	20	8.0	CDM-0.5	T2020001005-000	DDM-0.5	T2020011005-000
		0.75	18	8.0	CDM-0.75	T2020001008-000	DDM-0.75	T2020011008-000
		1.0	18	8.0	CDM-1.0	T2020001010-000	DDM-1.0	T2020011010-000
		1.5	16	8.0	CDM-1.5	T2020001015-000	DDM-1.5	T2020011015-000
		2.5	14	6.0	CDM-2.5	T2020001025-000	DDM-2.5	T2020011025-000
CDF/Female	**10A Female crimp contacts**	0.14-0.37	26-22	8.0	CDF-0.14	T2020002002-000	DDF-0.14	T2020012002-000
		0.5	20	8.0	CDF-0.5	T2020002005-000	DDF-0.5	T2020012005-000
		0.75	18	8.0	CDF-0.75	T2020002008-000	DDF-0.75	T2020012008-000
		1.0	18	8.0	CDF-1.0	T2020002010-000	DDF-1.0	T2020012010-000
		1.5	16	8.0	CDF-1.5	T2020002015-000	DDF-1.5	T2020012015-000
		2.5	14	6.0	CDF-2.5	T2020002025-000	DDF-2.5	T2020012025-000

All specifications subject to change. Consult TE Connectivity for latest design specifications.
Contact TE for assistance with any part number configuration.

HD-025 inserts

INSERTS FOR H16A HOOD/HOUSING

250V 10A

25+⏚ (stamped and formed contacts)

Description		Type	Part Number	
Male insert	Female insert		Male insert	Female insert
Crimp terminal (order crimp contacts separately)				
		HD.25.Sti.C	2-1103010-3	
		HD.25.Bu.C		2-1103011-3

Dimensions	A	B	C	D	E
mm	66	73	23	35	35

Suitable crimp contacts and crimping tools: see page 111

Dimensions (mm)	Contact arrangement		Panel cut-out
	Male insert	Female insert	
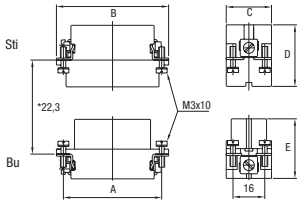	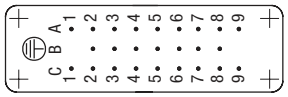	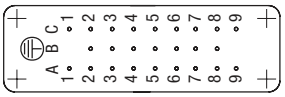	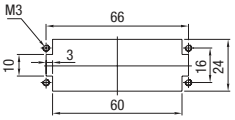

H16A metal hoods/housings

POWDER-COATED, RAL 7037

Dimensions (mm)	Metr.	PG	Type	Part Number
Hood: Side entry				
 Low construction / High construction 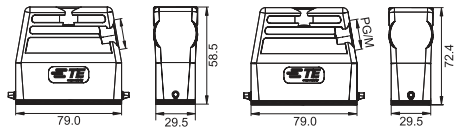	M20 M25	PG16 PG21	H16A-TS-PG16 H16A-TS-PG21 H16A-TS-M20 H16A-TS-M25	T1319160116-000 T1319160121-000 T1319160120-000 T1319160125-000
	M25	PG21	H16A-TSH-PG21 H16A-TSH-M25	T1339160121-000 T1339160125-000
Hood: Top entry				
 Low construction / High construction 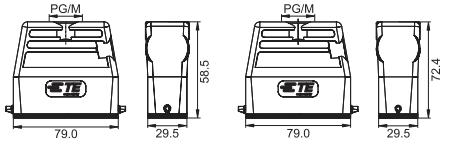	M20 M25	PG16 PG21	H16A-TG-PG16 H16A-TG-PG21 H16A-TG-M20 H16A-TG-M25	T1329160116-000 T1329160121-000 T1329160120-000 T1329160125-000
	M25	PG21	H16A-TGH-PG21 H16A-TGH-M25	T1349160121-000 T1349160125-000
Protection covers for hoods				
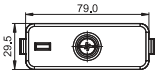	with plastic rope		H16A-KDT	T1019161101-000 T1019161201-000
Bulkhead mounted				
 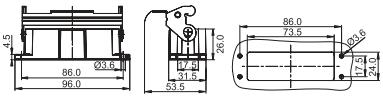 With protection cover 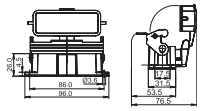			H16A-AGS H16A-ADS H16A-ADMS	T1509161000-000 T1519162000-000 T1519161000-000
Surface mounted: Side entry				
 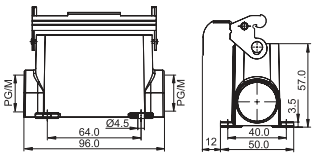 With protection cover 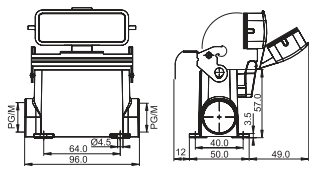	M20 M25	PG16 PG21	H16A-SGRS-PG16 H16A-SGRS-PG21 H16A-SGRS-M20 H16A-SGRS-M25	T1619161116-000 T1619161121-000 T1619161120-000 T1619161125-000
	M20 M25	PG16 PG21	H16A-SGRS-2PG16 H16A-SGRS-2PG21 H16A-SGRS-2M20 H16A-SGRS-2M25	T1619161216-000 T1619161221-000 T1619161220-000 T1619161225-000
	M20 M25	PG16 PG21	H16A-SDRMS-PG16 H16A-SDRMS-PG21 H16A-SDRMS-M20 H16A-SDRMS-M25	T1629161116-000 T1629161121-000 T1629161120-000 T1629161125-000
	M20 M25	PG16 PG21	H16A-SDRMS-2PG16 H16A-SDRMS-2PG21 H16A-SDRMS-2M20 H16A-SDRMS-2M25	T1629161216-000 T1629161221-000 T1629161220-000 T1629161225-000
Cable-to-cable hood				
 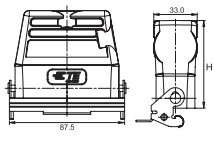	M20 M25	PG16	H16A-TBFS-PG16 H16A-TBFS-M20 H16A-TBFS-M25	T1739161116-000 T1739161120-000 T1739161125-000
	M25	PG21	H16A-TBFHS-PG21 H16A-TBFHS-M25	T1779161121-000 T1779161125-000

Construction	H
Low	66.6
Hight	80.6

All specifications subject to change. Consult TE Connectivity for latest design specifications.
Contact TE for assistance with any part number configuration.

HD-050 inserts

INSERTS FOR H32A HOOD/HOUSING

250V 10A

50 (2x25)+⏚ (Turning contacts)

Dimensions (mm)	Contact arrangement view from termination side	Type	Part Number	
			Male insert	Female insert
Crimp terminal (order crimp contacts separately)				
	 M	HD-025-M(1-25) HD-025-M(26-50)	T2020252101-000 T2020502101-000	
	 F	HD-025-F(1-25) HD-025-F(26-50)		T2020252201-000 T2020502201-000

10A Contact

Tech data **Material:** copper alloy **Contact resistance:** ≤3mΩ **Terminal:** crimp connection **CDM/Male** 	10A Male crimp contacts 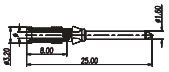	Wire gauge		Stripping length	Crimp contacts, silver-plated		Crimp contacts, gold-plated	
		mm²	AWG	mm	Type	Part Number	Type	Part Number
		0.14-0.37	26-22	8.0	CDM-0.14	T2020001002-000	DDM-0.14	T2020011002-000
		0.5	20	8.0	CDM-0.5	T2020001005-000	DDM-0.5	T2020011005-000
		0.75	18	8.0	CDM-0.75	T2020001008-000	DDM-0.75	T2020011008-000
		1.0	18	8.0	CDM-1.0	T2020001010-000	DDM-1.0	T2020011010-000
		1.5	16	8.0	CDM-1.5	T2020001015-000	DDM-1.5	T2020011015-000
		2.5	14	6.0	CDM-2.5	T2020001025-000	DDM-2.5	T2020011025-000
CDF/Female 	10A Female crimp contacts 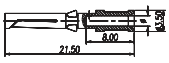	0.14-0.37	26-22	8.0	CDF-0.14	T2020002002-000	DDF-0.14	T2020012002-000
		0.5	20	8.0	CDF-0.5	T2020002005-000	DDF-0.5	T2020012005-000
		0.75	18	8.0	CDF-0.75	T2020002008-000	DDF-0.75	T2020012008-000
		1.0	18	8.0	CDF-1.0	T2020002010-000	DDF-1.0	T2020012010-000
		1.5	16	8.0	CDF-1.5	T2020002015-000	DDF-1.5	T2020012015-000
		2.5	14	6.0	CDF-2.5	T2020002025-000	DDF-2.5	T2020012025-000

HD-050 inserts

INSERTS FOR H32A HOOD/HOUSING 250V 10A

50 (2x25)+⏚ (stamped and formed contacts)

Description		Type	Part Number	
Male insert	Female insert		Male insert	Female insert
Crimp terminal				
		HD.25.Sti.C	2-1103010-3	
		HD.25.Bu.C		2-1103011-3

Dimensions	A	B	C	D	E
mm	66	73	23	35	35

Suitable crimp contacts and crimping tools: see page 111

Dimensions (mm)	Contact arrangement	
	Male insert	Female insert
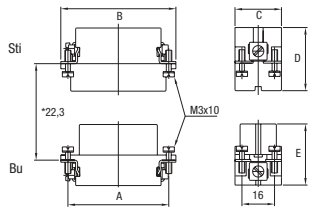	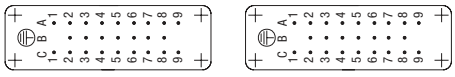	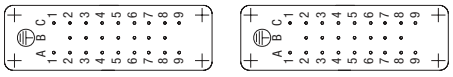

All specifications subject to change. Consult TE Connectivity for latest design specifications.
Contact TE for assistance with any part number configuration.

H32A metal hoods/housings

POWDER-COATED, RAL 7037

Dimensions (mm)	Metr.	PG	Type	Part Number
Hood: Side entry				
 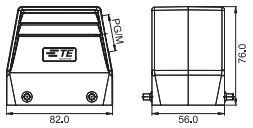	M25 M32 M40	PG21 PG29 PG36	H32A-TS-PG21 H32A-TS-PG29 H32A-TS-PG36 H32A-TS-M25 H32A-TS-M32 H32A-TS-M40	T1319320121-000 T1319320129-000 T1319320136-000 T1319320125-000 T1319320132-000 T1319320140-000
Hood: Top entry				
 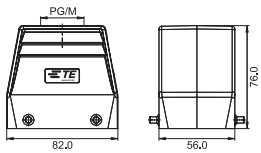	M25 M32 M40	PG21 PG29 PG36	H32A-TG-PG21 H32A-TG-PG29 H32A-TG-PG36 H32A-TG-M25 H32A-TG-M32 H32A-TG-M40	T1329320121-000 T1329320129-000 T1329320136-000 T1329320125-000 T1329320132-000 T1329320140-000
Bulkhead mounted				
 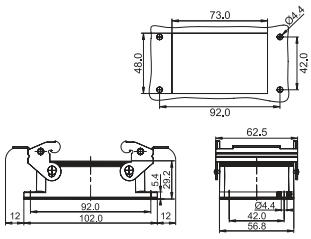			H32A-AG	T1419320000-000
Surface mounted: Side entry				
 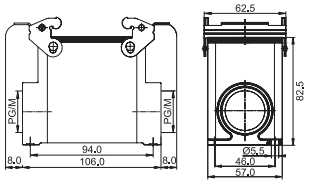	M25 M32 M25 M32	PG21 PG29 PG21 PG29	H32A-SGR-PG21 H32A-SGR-PG29 H32A-SGR-M25 H32A-SGR-M32 H32A-SGR-2PG21 H32A-SGR-2PG29 H32A-SGR-2M25 H32A-SGR-2M32	T1449320121-000 T1449320129-000 T1449320125-000 T1449320132-000 T1449320221-000 T1449320229-000 T1449320225-000 T1449320232-000

HDD-016 inserts

INSERTS FOR H6B HOOD/HOUSING

250V 10A

16+⏚ (machined contacts)

Dimensions (mm)		Type	Part Number	
			Male insert	Female insert
Crimp terminal (order crimp contacts separately)				
	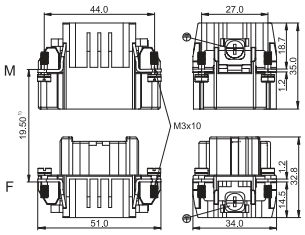	HDD-016-M	T2030162101-000	
		HDD-016-F		T2030162201-000
Contact arrangement view from termination side	Panel cut out for inserts for use without hoods/housings			
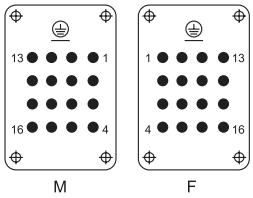	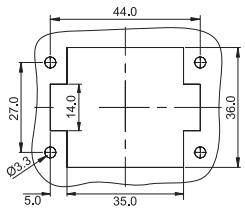			

10A Contact

Tech data	10A Male crimp contacts	Wire gauge		Strip-ping length	Crimp contacts, silver-plated		Crimp contacts, gold-plated	
Material: copper alloy **Contact resistance:** ≤3mΩ **Terminal:** crimp connection **CDM/Male** 	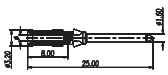	mm²	AWG	mm	Type	Part Number	Type	Part Number
		0.14-0.37	26-22	8.0	CDM-0.14	T2020001002-000	DDM-0.14	T2020011002-000
		0.5	20	8.0	CDM-0.5	T2020001005-000	DDM-0.5	T2020011005-000
		0.75	18	8.0	CDM-0.75	T2020001008-000	DDM-0.75	T2020011008-000
		1.0	18	8.0	CDM-1.0	T2020001010-000	DDM-1.0	T2020011010-000
		1.5	16	8.0	CDM-1.5	T2020001015-000	DDM-1.5	T2020011015-000
		2.5	14	6.0	CDM-2.5	T2020001025-000	DDM-2.5	T2020011025-000
CDF/Female 	**10A Female crimp contacts** 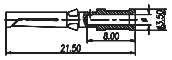	0.14-0.37	26-22	8.0	CDF-0.14	T2020002002-000	DDF-0.14	T2020012002-000
		0.5	20	8.0	CDF-0.5	T2020002005-000	DDF-0.5	T2020012005-000
		0.75	18	8.0	CDF-0.75	T2020002008-000	DDF-0.75	T2020012008-000
		1.0	18	8.0	CDF-1.0	T2020002010-000	DDF-1.0	T2020012010-000
		1.5	16	8.0	CDF-1.5	T2020002015-000	DDF-1.5	T2020012015-000
		2.5	14	6.0	CDF-2.5	T2020002025-000	DDF-2.5	T2020012025-000

All specifications subject to change. Consult TE Connectivity for latest design specifications.
Contact TE for assistance with any part number configuration.

HDD-016 inserts

INSERTS FOR H6B HOOD/HOUSING

250V 10A

16+ ⏚(stamped and formed contacts)

Description		Type	Part Number	
Male insert	Female insert		Male insert	Female insert
Crimp terminal				
		HD.16.Sti.C	2-1103006-3	
		HD.16.Bu.C		2-1103007-3

Dimensions	A	B	C	D	E
mm	44	51	33	35	35

Suitable crimp contacts and crimping tools: see page 111

Dimensions (mm)	Contact arrangement		Panel cut-out
	Male insert	Female insert	
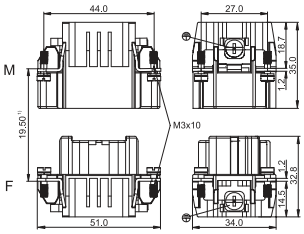	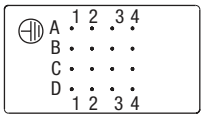	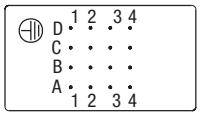	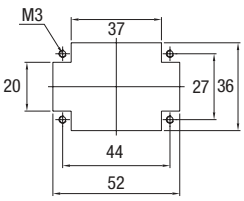

H6B with 1 lever on the hoods/housings

POWDER-COATED, RAL 7037

Dimensions (mm)		Metr.	PG	Type	Part Number
Hood: Side entry					
	Low construction 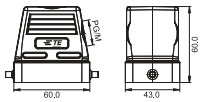	M20 M25	PG16 PG21	H6B-TS-PG16 H6B-TS-PG21 H6B-TS-M20 H6B-TS-M25	T1310060116-000 T1310060121-000 T1310060120-000 T1310060125-000
	High construction 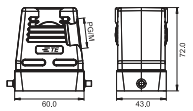	M20 M25 M32	PG21 PG29	H6B-TSH-PG21 H6B-TSH-PG29 H6B-TSH-M20 H6B-TSH-M25 H6B-TSH-M32	T1330060121-000 T1330060129-000 T1330060120-000 T1330060125-000 T1330060132-000
Hood: Top entry					
	Low construction 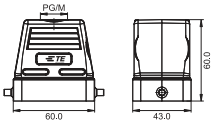	M20 M25	PG16 PG21	H6B-TG-PG16 H6B-TG-PG21 H6B-TG-M20 H6B-TG-M25	T1320060116-000 T1320060121-000 T1320060120-000 T1320060125-000
	High construction 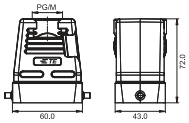	M20 M25 M32	PG21 PG29	H6B-TGH-PG21 H6B-TGH-PG29 H6B-TGH-M20 H6B-TGH-M25 H6B-TGH-M32	T1340060121-000 T1340060129-000 T1340060120-000 T1340060125-000 T1340060132-000
Cable-to-cable hood					
	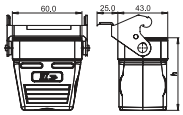 Low construction High construction Construction / H Low / 62.5 Hight / 74.5	M20 M25 M20 M25 M32	PG16 PG21 PG29	H6B-TBFS-PG16 H6B-TBFS-M20 H6B-TBFS-M25 H6B-TBFHS-PG21 H6B-TBFHS-PG29 H6B-TBFHS-M20 H6B-TBFHS-M25 H6B-TBFHS-M32	T1730062116-000 T1730062120-000 T1730062125-000 T1770062121-000 T1770062129-000 T1770062120-000 T1770062125-000 T1770062132-000
Protection covers for hoods					
	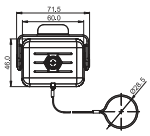			H6B-KDTP	T1010061400-000

All specifications subject to change. Consult TE Connectivity for latest design specifications.
Contact TE for assistance with any part number configuration.

H6B with 1 lever on the hoods/housings

POWDER-COATED, RAL 7037

Dimensions (mm)		Metr.	PG	Type	Part Number
Bulkhead mounted					
	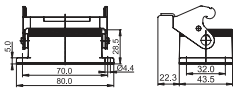			H6B-AGS	T1500062000-000
	With protection cover 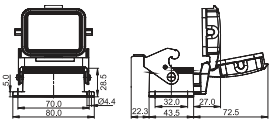			H6B-ADS	T1510062100-000
Surface mounted: Side entry					
	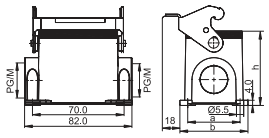 1 Side entry Low construction 2 Side entry 1 Side entry High construction 2 Side entry Construction A B H Low 40 52 56 Hight 45 57 74	M20 M25 M20 M25 M25 M32 M25 M32	PG16 PG21 PG16 PG21 PG21 PG29 PG21 PG29	H6B-SGRS-PG16 H6B-SGRS-PG21 H6B-SGRS-M20 H6B-SGRS-M25 H6B-SGRS-2PG16 H6B-SGRS-2PG21 H6B-SGRS-2M20 H6B-SGRS-2M25 H6B-SGRHS-PG21 H6B-SGRHS-PG29 H6B-SGRHS-M25 H6B-SGRHS-M32 H6B-SGRHS-2PG21 H6B-SGRHS-2PG29 H6B-SGRHS-2M25 H6B-SGRHS-2M32	T1610062116-000 T1610062121-000 T1610062120-000 T1610062125-000 T1610062216-000 T1610062221-000 T1610062220-000 T1610062225-000 T1650062121-000 T1650062129-000 T1650062125-000 T1650062132-000 T1650062221-000 T1650062229-000 T1650062225-000 T1650062232-000
	With protection cover 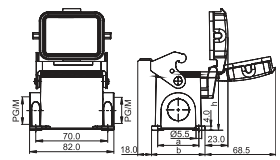 1 Side entry Low construction 2 Side entry 1 Side entry High construction 2 Side entry Construction A B H Low 40 52 56 Hight 45 57 74	M20 M25 M20 M25 M25 M32 M25 M32	PG16 PG21 PG16 PG21 PG21 PG29 PG21 PG29	H6B-SDRS-PG16 H6B-SDRS-PG21 H6B-SDRS-M20 H6B-SDRS-M25 H6B-SDRS-2PG16 H6B-SDRS-2PG21 H6B-SDRS-2M20 H6B-SDRS-2M25 H6B-SDRHS-PG21 H6B-SDRHS-PG29 H6B-SDRHS-M25 H6B-SDRHS-M32 H6B-SDRHS-2PG21 H6B-SDRHS-2PG29 H6B-SDRHS-2M25 H6B-SDRHS-2M32	T1620062116-000 T1620062121-000 T1620062120-000 T1620062125-000 T1620062216-000 T1620062221-000 T1620062220-000 T1620062225-000 T1660062121-000 T1660062129-000 T1660062125-000 T1660062132-000 T1660062221-000 T1660062229-000 T1660062225-000 T1660062232-000

HIP.6/16, HIP-K.6/16, EMV-K.6/16 housings

HIP: Pressure-tight, silver-grey
HIP-K: Housings corrosion-resistant, black, according to DIN IEC 68 T2-52 and ASTM B117-09 > 1000h
EMV-K: Protection against electro-magnetic interference, pressure-tight, housings corrosion-resistant, black

Screw lock on hood — **IP 68 / IP 69 K**

Description		Metr.	PG	Type	Part Number
Hood: Side entry					
	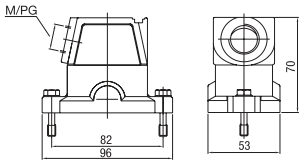	M25	16	**HIP** HIP.6/16.STS.1.16.G HIP.6/16.STS.1.M25.G	1-1102631-5 0-1106425-2
			16	**HIP-K** HIP-K.6/16.STS.1.16.G	2-1102631-5
		M25	21	HIP-K.6/16.STS.1.21.G HIP-K.6/16.STS.1.M25.G	2-1102633-5 0-1106425-4
		M25	16	**EMV-K** EMV-K.6/16.STS.1.16.G EMV-K.6/16.STS.1.M25.G	4-1102704-5 0-1106416-4
Hood: Top entry					
	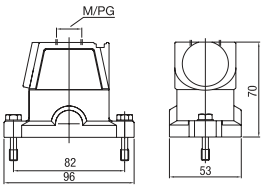	M32	16	**HIP** HIP.6/16.STO.1.16.G HIP.6/16.STO.1.M32.G	1-1102635-5 0-1106425-1
			16	**HIP-K** HIP-K.6/16.STO.1.16.G	2-1102635-5
		M25 M32	21	HIP-K.6/16.STO.1.21.G HIP-K.6/16.STO.1.M25.G HIP-K.6/16.STO.1.M32.G	2-1102637-5 0-1106425-6 0-1106425-3
			13	**EMV-K** EMV-K.6/16.STO.1.13.G	0-1108719-1
			16	EMV-K.6/16.STO.1.16.G	4-1102706-5
			21	EMV-K.6/16.STO.1.21.G	4-1102707-5
		M32		EMV-K.6/16.STO.1.M32.G	0-1106416-3
Surface mounted housing: Bottom entry					
	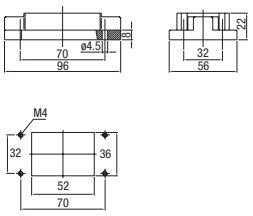			**HIP** HIP.6/16.AG	1-1102638-5
				HIP-K HIP-K.6/16.AG	2-1102638-5
				EMV-K EMV-K.6/16.AG	4-1102710-5
	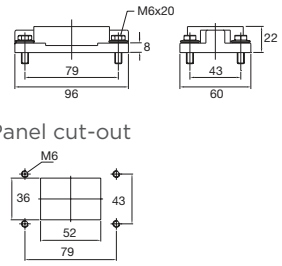			**HIP** HIP.6/16.AG.M6	1-1102606-5
				HIP-K HIP-K.6/16.AG.M6	2-1102606-5
				EMV-K EMV-K.6/16.AG.M6	4-1102712-5

All specifications subject to change. Consult TE Connectivity for latest design specifications.
Contact TE for assistance with any part number configuration.

HDD-042 inserts

INSERTS FOR H10B HOOD/HOUSING

250V 10A

42+⏚ (machined contacts)

Dimensions (mm)		Type	Part Number	
			Male insert	Female insert
Crimp terminal (order crimp contacts separately)				
	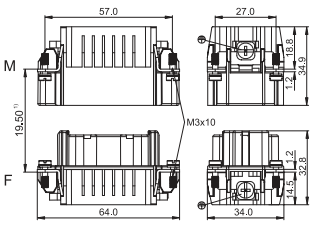	HDD-042-M	T2030422101-000	
		HDD-042-F		T2030422201-000
Contact arrangement view from termination side	Panel cut out for inserts for use without hoods/housings			
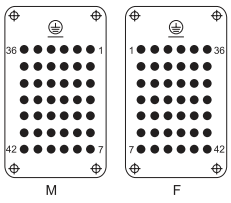	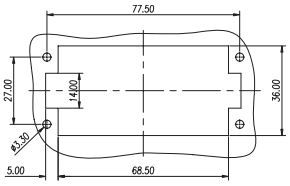			

10A Contact

Tech data **Material:** copper alloy **Contact resistance:** ≤3mΩ **Terminal:** crimp connection **CDM/Male** 	10A Male crimp contacts 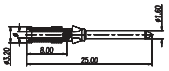	Wire gauge		Stripping length	Crimp contacts, silver-plated		Crimp contacts, gold-plated	
		mm²	AWG	mm	Type	Part Number	Type	Part Number
		0.14-0.37	26-22	8.0	CDM-0.14	T2020001002-000	DDM-0.14	T2020011002-000
		0.5	20	8.0	CDM-0.5	T2020001005-000	DDM-0.5	T2020011005-000
		0.75	18	8.0	CDM-0.75	T2020001008-000	DDM-0.75	T2020011008-000
		1.0	18	8.0	CDM-1.0	T2020001010-000	DDM-1.0	T2020011010-000
		1.5	16	8.0	CDM-1.5	T2020001015-000	DDM-1.5	T2020011015-000
		2.5	14	6.0	CDM-2.5	T2020001025-000	DDM-2.5	T2020011025-000
CDF/Female 	10A Female crimp contacts 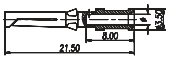	0.14-0.37	26-22	8.0	CDF-0.14	T2020002002-000	DDF-0.14	T2020012002-000
		0.5	20	8.0	CDF-0.5	T2020002005-000	DDF-0.5	T2020012005-000
		0.75	18	8.0	CDF-0.75	T2020002008-000	DDF-0.75	T2020012008-000
		1.0	18	8.0	CDF-1.0	T2020002010-000	DDF-1.0	T2020012010-000
		1.5	16	8.0	CDF-1.5	T2020002015-000	DDF-1.5	T2020012015-000
		2.5	14	6.0	CDF-2.5	T2020002025-000	DDF-2.5	T2020012025-000

HDD-024 inserts

INSERTS FOR H10B HOOD/HOUSING 250V 10A

24+ ⏚(stamped and formed contacts)

Description		Type	Part Number	
Male insert	Female insert		Male insert	Female insert
Crimp terminal				
		HD.24.Sti.C	2-1103008-3	
		HD.24.BU.C		2-1103009-3

Dimensions	A	B	C	D	E
mm	57	64	33	35	35

Suitable crimp contacts and crimping tools: see page 111

Dimensions (mm)	Contact arrangement		Panel cut-out
	Male insert	Female insert	
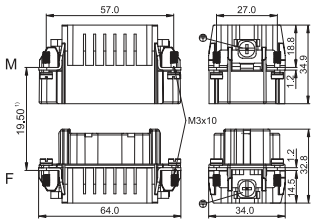	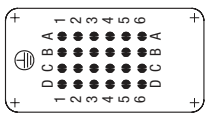		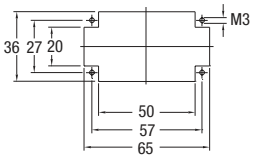

All specifications subject to change. Consult TE Connectivity for latest design specifications.
Contact TE for assistance with any part number configuration.

H10B with 2 levers on the hoods/housings

POWDER-COATED, RAL 7037

Dimensions (mm)		Metr.	PG	Type	Part Number
Hood: Side entry					
	Low construction 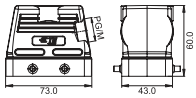	M20 M25	PG16 PG21	H10B-TS-PG16 H10B-TS-PG21 H10B-TS-M20 H10B-TS-M25	T1210100116-000 T1210100121-000 T1210100120-000 T1210100125-000
	High construction 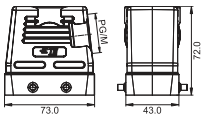	M20 M25 M32	PG21 PG29	H10B-TSH-PG21 H10B-TSH-PG29 H10B-TSH-M20 H10B-TSH-M25 H10B-TSH-M32	T1230100121-000 T1230100129-000 T1230100120-000 T1230100125-000 T1230100132-000
Hood: Top entry					
	Low construction 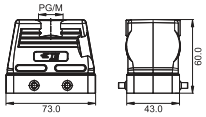	M20 M25	PG16 PG21	H10B-TG-PG16 H10B-TG-PG21 H10B-TG-M20 H10B-TG-M25	T1220100116-000 T1220100121-000 T1220100120-000 T1220100125-000
	High construction 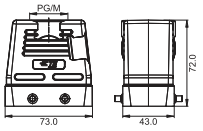	M20 M25 M32	PG21 PG29	H10B-TGH-PG21 H10B-TGH-PG29 H10B-TGH-M20 H10B-TGH-M25 H10B-TGH-M32	T1240100121-000 T1240100129-000 T1240100120-000 T1240100125-000 T1240100132-000
Cable-to-cable hood					
	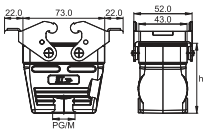 Low construction High construction Construction / H Low / 62.5 Hight / 74.5	M20 M25 M25 M32	PG16 PG21 PG29	H10B-TBFS-PG16 H10B-TBFS-M20 H10B-TBFS-M25 H10B-TBFHS-PG21 H10B-TBFHS-PG29 H10B-TBFHS-M25 H10B-TBFHS-M32	T1710101116-000 T1710101120-000 T1710101125-000 T1750101121-000 T1750101129-000 T1750101125-000 T1750101132-000
Protection covers for hoods					
	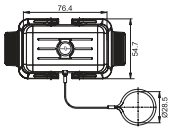			H10B-KDTP	T1010101400-000
Housing protection cover					
	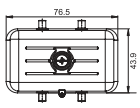			H10B-KDBP	T1010102100-000

H10B with 2 levers on the hoods/housings

POWDER-COATED, RAL 7037

Dimensions (mm)	Metr.	PG	Type	Part Number
Bulkhead mounted				
 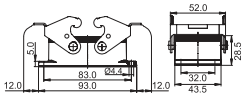			H10B-AGS	T1410101000-000
Surface mounted: Side entry				
 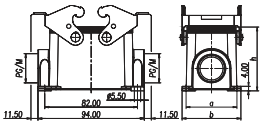		PG16 PG21 M20 M25 PG16 PG21 M20 M25 PG21 PG29 M25 M32 PG21 PG29 M25 M32	H10B-SGRS-PG16 H10B-SGRS-PG21 H10B-SGRS-M20 H10B-SGRS-M25 H10B-SGRS-2PG16 H10B-SGRS-2PG21 H10B-SGRS-2M20 H10B-SGRS-2M25 H10B-SGRHS-PG21 H10B-SGRHS-PG29 H10B-SGRHS-M25 H10B-SGRHS-M32 H10B-SGRHS-2PG21 H10B-SGRHS-2PG29 H10B-SGRHS-2M25 H10B-SGRHS-2M32	T1440101116-000 T1440101121-000 T1440101120-000 T1440101125-000 T1440101216-000 T1440101221-000 T1440101220-000 T1440101225-000 T1470101121-000 T1470101129-000 T1470101125-000 T1470101132-000 T1470101221-000 T1470101229-000 T1470101225-000 T1470101232-000

Construction	A	B	H
Low	40	52	56
Hight	45	57	74

Side entry housing with two levers				
 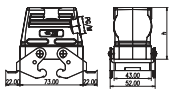		PG16 PG21 M20 M25 PG21 PG29 M25 M32	H10B-TSBS-PG16 H10B-TSBS-PG21 H10B-TSBS-M20 H10B-TSBS-M25 H10B-TSBHS-PG21 H10B-TSBHS-PG29 H10B-TSBHS-M25 H10B-TSBHS-M32	T1250103116-000 T1250103121-000 T1250103120-000 T1250103125-000 T1270103121-000 T1270103129-000 T1270103125-000 T1270103132-000

Construction	H
Low	60
Hight	72

Top entry housing with two levers				
 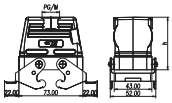		PG16 PG21 M20 M25 PG21 PG29 M25 M32	H10B-TGBS-PG16 H10B-TGBS-PG21 H10B-TGBS-M20 H10B-TGBS-M25 H10B-TGBHS-PG21 H10B-TGBHS-PG29 H10B-TGBHS-M25 H10B-TGBHS-M32	T1260103116-000 T1260103121-000 T1260103120-000 T1260103125-000 T1280103121-000 T1280103129-000 T1280103125-000 T1280103132-000

Construction	H
Low	60
Hight	72

Bulkhead mounted with 4 bolts				
 With protection cover 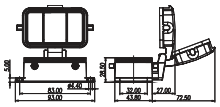			H10B-AD-BO	T1430100000-000
 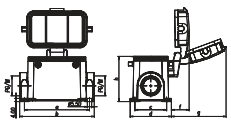		PG16 PG21 M20 M25 PG16 PG21 M20 M25 PG21 PG29 M25 M32 PG21 PG29 M25 M32	H10B-SDR-BO-PG16 H10B-SDR-BO-PG21 H10B-SDR-BO-M20 H10B-SDR-BO-M25 H10B-SDR-BO-2PG16 H10B-SDR-BO-2PG21 H10B-SDR-BO-2M20 H10B-SDR-BO-2M25 H10B-SDRH-BO-PG21 H10B-SDRH-BO-PG29 H10B-SDRH-BO-M25 H10B-SDRH-BO-M32 H10B-SDRH-BO-2PG21 H10B-SDRH-BO-2PG29 H10B-SDRH-BO-2M25 H10B-SDRH-BO-2M32	T1460100116-000 T1460100121-000 T1460100120-000 T1460100125-000 T1460100216-000 T1460100221-000 T1460100220-000 T1460100225-000 T1490100121-000 T1490100129-000 T1490100125-000 T1490100132-000 T1490100221-000 T1490100229-000 T1490100225-000 T1490100232-000

Construction	A	B	C	D	F	G	H
Low	82	94	40	52	22	67	54
Hight	82	94	45	57	20	65	74

All specifications subject to change. Consult TE Connectivity for latest design specifications.
Contact TE for assistance with any part number configuration.

H10B with 1 lever on the hoods/housings

POWDER-COATED, RAL 7037

Dimensions (mm)		Metr.	PG	Type	Part Number
Hood: Side entry					
	Low construction 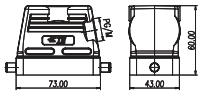	M20 M25	PG16 PG21	H10B-TS-RO-PG16 H10B-TS-RO-PG21 H10B-TS-RO-M20 H10B-TS-RO-M25	T1310100116-000 T1310100121-000 T1310100120-000 T1310100125-000
	High construction 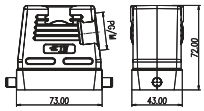	M20 M25 M32	PG21 PG29	H10B-TSH-RO-PG21 H10B-TSH-RO-PG29 H10B-TSH-RO-M20 H10B-TSH-RO-M25 H10B-TSH-RO-M32	T1330100121-000 T1330100129-000 T1330100120-000 T1330100125-000 T1330100132-000
Hood: Top entry					
	Low construction 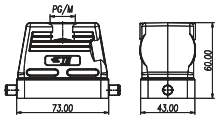	M20 M25	PG16 PG21	H10B-TG-RO-PG16 H10B-TG-RO-PG21 H10B-TG-RO-M20 H10B-TG-RO-M25	T1320100116-000 T1320100121-000 T1320100120-000 T1320100125-000
	High construction 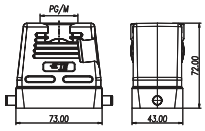	M20 M25 M32	PG21 PG29	H10B-TGH-RO-PG21 H10B-TGH-RO-PG29 H10B-TGH-RO-M20 H10B-TGH-RO-M25 H10B-TGH-RO-M32	T1340100121-000 T1340100129-000 T1340100120-000 T1340100125-000 T1340100132-000
Cable-to-cable hood					
	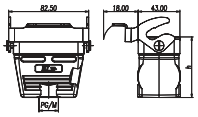 Low construction High construction Construction / H Low / 62.5 Hight / 74.5	M20 M25 M25 M32	PG16 PG21 PG29	H10B-TBF-LB-PG16 H10B-TBF-LB-M20 H10B-TBF-LB-M25 H10B-TBFH-LB-PG21 H10B-TBFH-LB-PG29 H10B-TBFH-LB-M25 H10B-TBFH-LB-M32	T1730103116-000 T1730103120-000 T1730103125-000 T1770103121-000 T1770103129-000 T1770103125-000 T1770103132-000
Protection covers for hoods					
				H10B-KDTP-LB	T1010101500-000

H10B with 1 lever on the hoods/housings

POWDER-COATED, RAL 7037

Dimensions (mm)	Metr.	PG	Type	Part Number
Bulkhead mounted				
 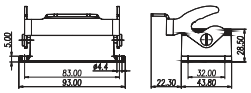			H10B-AG-LB	T1500103000-000
 With protection cover 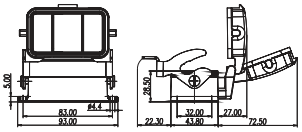			H10B-AD-LB H10B-ADM-LB	T1510103000-000 T1510103001-000
Surface mounted: Side entry				
 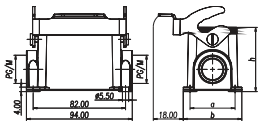 1 Side entry Low construction 2 Side entry 1 Side entry High construction 2 Side entry	M20 M25 M20 M25 M25 M32 M25 M32	PG16 PG21 PG16 PG21 PG21 PG29 PG21 PG29 M25 M32	H10B-SGR-LB-PG16 H10B-SGR-LB-PG21 H10B-SGR-LB-M20 H10B-SGR-LB-M25 H10B-SGR-LB-2PG16 H10B-SGR-LB-2PG21 H10B-SGR-LB-2M20 H10B-SGR-LB-2M25 H10B-SGRH-LB-PG21 H10B-SGRH-LB-PG29 H10B-SGRH-LB-M25 H10B-SGRH-LB-M32 H10B-SGRH-LB-2PG21 H10B-SGRH-LB-2PG29 H10B-SGRH-LB-2M25 H10B-SGRH-LB-2M32	T1610103116-000 T1610103121-000 T1610103120-000 T1610103125-000 T1610103216-000 T1610103221-000 T1610103220-000 T1610103225-000 T1650103121-000 T1650103129-000 T1650103125-000 T1650103132-000 T1650103221-000 T1650103229-000 T1650103225-000 T1650103232-000
 With protection cover 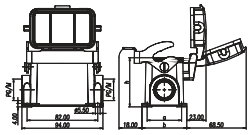 1 Side entry Low construction 2 Side entry 1 Side entry High construction 2 Side entry	M20 M25 M20 M25 M25 M32 M25 M32	PG16 PG21 PG16 PG21 PG21 PG29 PG21 PG29 M25 M32	H10B-SDR-LB-PG16 H10B-SDR-LB-PG21 H10B-SDR-LB-M20 H10B-SDR-LB-M25 H10B-SDR-LB-2PG16 H10B-SDR-LB-2PG21 H10B-SDR-LB-2M20 H10B-SDR-LB-2M25 H10B-SDRH-LB-PG21 H10B-SDRH-LB-PG29 H10B-SDRH-LB-M25 H10B-SDRH-LB-M32 H10B-SDRH-LB-2PG21 H10B-SDRH-LB-2PG29 H10B-SDRH-LB-2M25 H10B-SDRH-LB-2M32	T1620103116-000 T1620103121-000 T1620103120-000 T1620103125-000 T1620103216-000 T1620103221-000 T1620103220-000 T1620103225-000 T1660103121-000 T1660103129-000 T1660103125-000 T1660103132-000 T1660103221-000 T1660103229-000 T1660103225-000 T1660103232-000

Construction	A	B	H
Low	40	52	54
Hight	45	57	74

Construction	A	B	H
Low	40	52	54
Hight	45	57	74

All specifications subject to change. Consult TE Connectivity for latest design specifications.
Contact TE for assistance with any part number configuration.

HIP.10/24, HIP-K.10/24, EMV-K.10/24 housings

HIP: Pressure-tight, silver-grey
HIP-K: Housings corrosion-resistant, black, according to DIN IEC 68 T2-52 and ASTM B117-09 > 1000h
EMV-K: Protection against electro-magnetic interference, pressure-tight, housings corrosion-resistant, black

Pressure-tight up to 5 bar **IP 68 / IP 69 K**

Description		Metr.	PG	Type	Part Number
Hood: Side entry, Standard construction					
	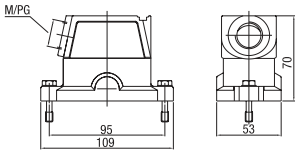			**HIP**	
			16	HIP.10/24.STS.1.16.G	1-1102640-5
			21	HIP.10/24.STS.1.21.G	1-1102642-5
		M25		HIP.10/24.STS.1.M25.G	0-1106436-2
				HIP-K	
			21	HIP-K.10/24.STS.1.21.G	2-1102642-5
		M25		HIP-K.10/24.STS.1.M25.G	0-1106436-4
		M32		HIP-K.10/24.STS.1.M32.G	0-1106436-6
				EMV-K	
			21	EMV-K.10/24.STS.1.21.G	4-1102714-5
		M25		EMV-K.10/24.STS.1.M25.G	0-1106427-3
		M32		EMV-K.10/24.STS.1.M32.G	1-1106427-0
Hood: Top entry					
	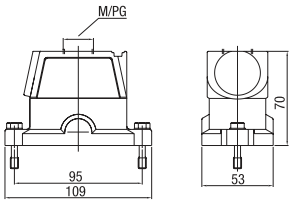			**HIP**	
			16	HIP.10/24.STO.1.16.G	1-1102644-5
			21	HIP.10/24.STO.1.21.G	1-1102646-5
		M25		HIP.10/24.STO.1.M25.G	0-1106436-1
				HIP-K	
			16	HIP-K.10/24.STO.1.16.G	2-1102644-5
		M25		HIP-K.10/24.STO.1.M25.G	0-1106436-3
		M32		HIP-K.10/24.STO.1.M32.G	0-1106436-5
				EMV-K	
			21	EMV-K.10/24.STO.1.21.G	4-1102715-5
		M25		EMV-K.10/24.STO.1.M25.G	0-1106427-4
Surface mounted housing: Bottom entry					
	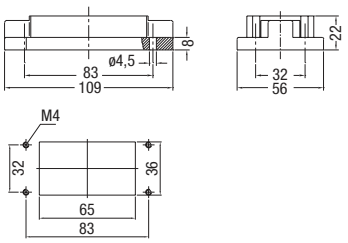			**HIP** HIP.10/24.AG	1-1102647-5
				HIP-K HIP-K.10/24.AG	2-1102647-5
				EMV-K EMV-K.10/24.AG	4-1102718-5

HIP.10/24, HIP-K.10/24, EMV-K.10/24 housings

HIP: Pressure-tight, silver-grey
HIP-K: Housings corrosion-resistant, black, according to DIN IEC 68 T2-52 and ASTM B117-09 > 1000h
EMV-K: Protection against electro-magnetic interference, pressure-tight, housings corrosion-resistant, black

Pressure-tight up to 5 bar **IP 68 / IP 69 K**

Description		Metr.	PG	Type	Part Number
Surface mounted housing: Bottom entry					
	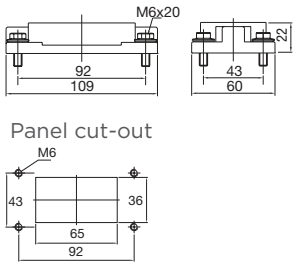			**HIP** HIP.10/24.AG.M6 **HIP-K** HIP-K.10/24.AG.M6 **EMV-K** EMV-K.10/24.AG.M6	 1-1102612-5 2-1102612-5 4-1102720-5
Surface mounted housing: Side entry					
	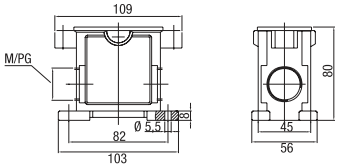	2xM32 2xM32	 21 2x21 21 2x21 21 2x21	**HIP** HIP.10/24.SG.1.21.G HIP.10/24.SG.2.21.G HIP.10/24.SG.2.M32.G **HIP-K** HIP-K.10/24.SG.1.21.G HIP-K.10/24.SG.2.21.G **EMV-K** EMV-K.10/24.SG.1.21.G EMV-K.10/24.SG.2.21.G EMV-K.10/24.SG.2.M32.G	 1-1102610-5 1-1102611-5 0-1106435-1 5-1102610-5 2-1102611-5 5-1102716-5 4-1102717-5 0-1106426-2
Protective covers for hoods and housing					
	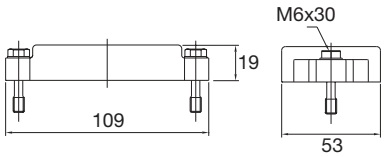			**HIP** HIP/EMV.10/24.SKB **HIP-K/EMV-K** HIP-K/EMV-K.10/24.SKB	 3-1106202-5 4-1106202-5

All specifications subject to change. Consult TE Connectivity for latest design specifications.
Contact TE for assistance with any part number configuration.

HD-040 inserts

INSERTS FOR H16B HOOD/HOUSING

250V 10A

40+⏚ (machined contacts)

Dimensions (mm)		Type	Part Number	
			Male insert	Female insert
Crimp terminal (order crimp contacts separately)				
	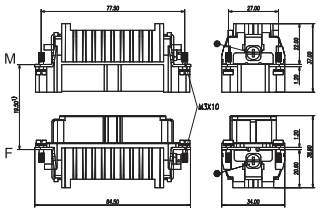	HD-040-M	T2020402101-000	
		HD-040-F		T2020402201-000
Contact arrangement view from termination side	Panel cut out for inserts for use without hoods/housings			
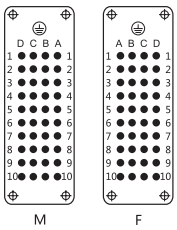	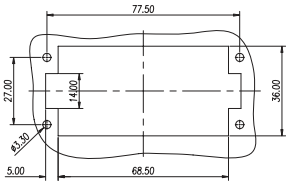			

10A Contact

Tech data **Material:** copper alloy **Contact resistance:** ≤3mΩ **Terminal:** crimp connection	10A Male crimp contacts	Wire gauge		Stripping length	Crimp contacts, silver-plated		Crimp contacts, gold-plated	
		mm²	AWG	mm	Type	Part Number	Type	Part Number
CDM/Male 	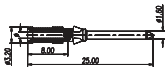	0.14-0.37	26-22	8.0	CDM-0.14	T2020001002-000	DDM-0.14	T2020011002-000
		0.5	20	8.0	CDM-0.5	T2020001005-000	DDM-0.5	T2020011005-000
		0.75	18	8.0	CDM-0.75	T2020001008-000	DDM-0.75	T2020011008-000
		1.0	18	8.0	CDM-1.0	T2020001010-000	DDM-1.0	T2020011010-000
		1.5	16	8.0	CDM-1.5	T2020001015-000	DDM-1.5	T2020011015-000
		2.5	14	6.0	CDM-2.5	T2020001025-000	DDM-2.5	T2020011025-000
CDF/Female 	10A Female crimp contacts 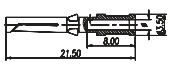	0.14-0.37	26-22	8.0	CDF-0.14	T2020002002-000	DDF-0.14	T2020012002-000
		0.5	20	8.0	CDF-0.5	T2020002005-000	DDF-0.5	T2020012005-000
		0.75	18	8.0	CDF-0.75	T2020002008-000	DDF-0.75	T2020012008-000
		1.0	18	8.0	CDF-1.0	T2020002010-000	DDF-1.0	T2020012010-000
		1.5	16	8.0	CDF-1.5	T2020002015-000	DDF-1.5	T2020012015-000
		2.5	14	6.0	CDF-2.5	T2020002025-000	DDF-2.5	T2020012025-000

HD-040 inserts

INSERTS FOR H16B HOOD/HOUSING

250V 10A

40+⏚ (stamped and formed contacts)

Description		Type	Part Number	
Male insert	Female insert		Male insert	Female insert
Crimp terminal				
		HD.40.Sti.C	2-1103012-3	
		HD.40.BU.C		2-1103013-3

Dimensions	A	B	C	D	E
mm	77.5	84.5	33	35	35

Suitable crimp contacts and crimping tools: see page 111

Dimensions (mm)	Contact arrangement		Panel cut-out
	Male insert	Female insert	
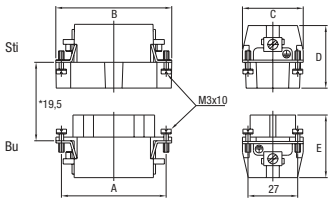		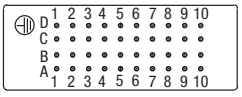	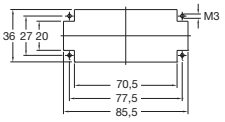

All specifications subject to change. Consult TE Connectivity for latest design specifications.
Contact TE for assistance with any part number configuration.

HDD-072 inserts

INSERTS FOR H16B HOOD/HOUSING

250V 10A

72+⏚ (machined contacts)

Dimensions (mm)		Type	Part Number	
			Male insert	Female insert
Crimp terminal (order crimp contacts separately)				
	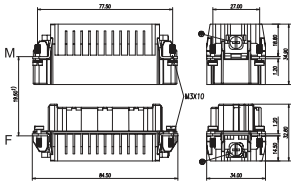	HDD-072-M	T2030722101-000	
		HDD-072-F		T2030722201-000
Contact arrangement view from termination side	Panel cut out for inserts for use without hoods/housings			
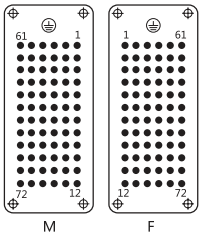	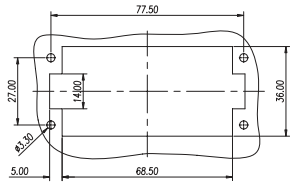			

10A Contact

Tech data **Material:** copper alloy **Contact resistance:** ≤3mΩ **Terminal:** crimp connection	10A Male crimp contacts	Wire gauge		Strip-ping length	Crimp contacts, silver-plated		Crimp contacts, gold-plated	
		mm²	AWG	mm	Type	Part Number	Type	Part Number
		0.14-0.37	26-22	8.0	CDM-0.14	T2020001002-000	DDM-0.14	T2020011002-000
		0.5	20	8.0	CDM-0.5	T2020001005-000	DDM-0.5	T2020011005-000
		0.75	18	8.0	CDM-0.75	T2020001008-000	DDM-0.75	T2020011008-000
		1.0	18	8.0	CDM-1.0	T2020001010-000	DDM-1.0	T2020011010-000
		1.5	16	8.0	CDM-1.5	T2020001015-000	DDM-1.5	T2020011015-000
		2.5	14	6.0	CDM-2.5	T2020001025-000	DDM-2.5	T2020011025-000
CDF/Female	**10A Female crimp contacts**							
		0.14-0.37	26-22	8.0	CDF-0.14	T2020002002-000	DDF-0.14	T2020012002-000
		0.5	20	8.0	CDF-0.5	T2020002005-000	DDF-0.5	T2020012005-000
		0.75	18	8.0	CDF-0.75	T2020002008-000	DDF-0.75	T2020012008-000
		1.0	18	8.0	CDF-1.0	T2020002010-000	DDF-1.0	T2020012010-000
		1.5	16	8.0	CDF-1.5	T2020002015-000	DDF-1.5	T2020012015-000
		2.5	14	6.0	CDF-2.5	T2020002025-000	DDF-2.5	T2020012025-000

H16B with 2 levers on the hoods/housings

POWDER-COATED, RAL 7037

Dimensions (mm)		Metr.	PG	Type	Part Number
Hood: Side entry					
	Low construction 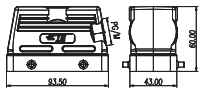	M20 M25 M32	PG16 PG21	H16B-TS-PG16 H16B-TS-PG21 H16B-TS-M20 H16B-TS-M25 H16B-TS-M32	T1210160116-000 T1210160121-000 T1210160120-000 T1210160125-000 T1210160132-000
	High construction 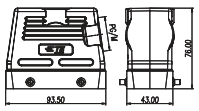	M25 M32 M40	PG21 PG29	H16B-TSH-PG21 H16B-TSH-PG29 H16B-TSH-M25 H16B-TSH-M32 H16B-TSH-M40	T1230160121-000 T1230160129-000 T1230060125-000 T1230160132-000 T1230160140-000
Hood: Top entry					
	Low construction 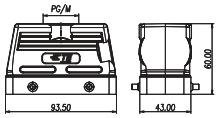	M25 M32	PG16 PG21	H16B-TG-PG16 H16B-TG-PG21 H16B-TG-M25 H16B-TG-M32	T1220160116-000 T1220160121-000 T1220160125-000 T1220160132-000
	High construction 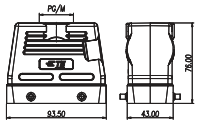	M25 M32 M40	PG21 PG29	H16B-TGH-PG21 H16B-TGH-PG29 H16B-TGH-M25 H16B-TGH-M32 H16B-TGH-M40	T1240160121-000 T1240160129-000 T1240160125-000 T1240160132-000 T1240160140-000
Cable-to-cable hood					
	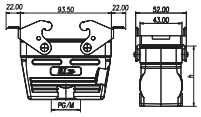 Low construction High construction Construction / H Low / 62.5 Hight / 74.5	M25 M32 M25 M32 M40	PG21 PG21 PG29	H16B-TBFS-PG21 H16B-TBFS-M25 H16B-TBFS-M32 H16B-TBFHS-PG21 H16B-TBFHS-PG29 H16B-TBFHS-M25 H16B-TBFHS-M32 H16B-TBFHS-M40	T1710161121-000 T1710161125-000 T1710161132-000 T1750161121-000 T1750161129-000 T1750161125-000 T1750161132-000 T1750161140-000
Protection covers for hoods					
	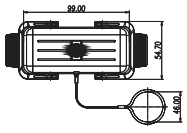			H16B-KDTP	T1010161400-000
Housing protection cover					
	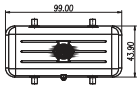			H16B-KDBP	T1010162100-000

All specifications subject to change. Consult TE Connectivity for latest design specifications.
Contact TE for assistance with any part number configuration.

H16B with 2 levers on the hoods/housings

POWDER-COATED, RAL 7037

Dimensions (mm)	Metr.	PG	Type	Part Number
Bulkhead mounted				
 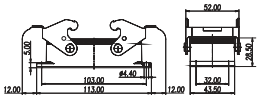			H16B-AGS	T1410161000-000
Surface mounted: Side entry				
 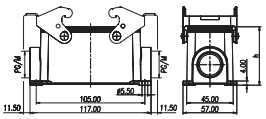 1 Side entry Low construction 2 Side entry 1 Side entry High construction 2 Side entry	M25 M25 M25 M32 M25 M32	PG21 PG21 PG21 PG29 PG21 PG29	H16B-SGRS-PG21 H16B-SGRS-M25 H16B-SGRS-2PG21 H16B-SGRS-2M25 H16B-SGRHS-PG21 H16B-SGRHS-PG29 H16B-SGRHS-M25 H16B-SGRHS-M32 H16B-SGRHS-2PG21 H16B-SGRHS-2PG29 H16B-SGRHS-2M25 H16B-SGRHS-2M32	T1440161121-000 T1440161125-000 T1440161221-000 T1440161225-000 T1470161121-000 T1470161129-000 T1470161125-000 T1470161132-000 T1470161221-000 T1470161229-000 T1470161225-000 T1470161232-000

Construction	H
Low	56
Hight	81

Side entry housing with two levers				
 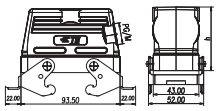 Low construction High construction	M20 M25 M25 M32	PG16 PG21 PG21 PG29	H16B-TSBS-PG16 H16B-TSBS-PG21 H16B-TSBS-M20 H16B-TSBS-M25 H16B-TSBHS-PG21 H16B-TSBHS-PG29 H16B-TSBHS-M25 H16B-TSBHS-M32	T1250163116-000 T1250163121-000 T1250163120-000 T1250163125-000 T1270163121-000 T1270163129-000 T1270163125-000 T1270163132-000

Construction	H
Low	60
Hight	76

Top entry housing with two levers				
 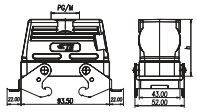 Low construction High construction	M20 M25 M25 M32	PG16 PG21 PG21 PG29	H16B-TGBS-PG16 H16B-TGBS-PG21 H16B-TGBS-M20 H16B-TGBS-M25 H16B-TGBHS-PG21 H16B-TGBHS-PG29 H16B-TGBHS-M25 H16B-TGBHS-M32	T1260163116-000 T1260163121-000 T1260163120-000 T1260163125-000 T1280163121-000 T1280163129-000 T1280163125-000 T1280163132-000

Construction	H
Low	60
Hight	76

Bulkhead mounted with 4 bolts				
  With protection cover 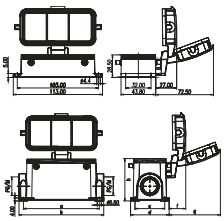 1 Side entry 2 Side entry 1 Side entry 2 Side entry Low construction High construction	M25 M25 M25 M32 M25 M32		H16B-AD-BO PG21 PG21 PG29 PG21 PG29	T1430160000-000 H16B-SDR-BO-PG21 H16B-SDR-BO-M25 H16B-SDR-BO-2PG21 H16B-SDR-BO-2M25 H16B-SDRH-BO-PG21 H16B-SDRH-BO-PG29 H16B-SDRH-BO-M25 H16B-SDRH-BO-M32 H16B-SDRH-BO-2PG21 H16B-SDRH-BO-2PG29 H16B-SDRH-BO-2M25 H16B-SDRH-BO-2M32	T1460160121-000 T1460160125-000 T1460160221-000 T1460160225-000 T1490160121-000 T1490160129-000 T1490160125-000 T1490160132-000 T1490160221-000 T1490160229-000 T1490160225-000 T1490160232-000

Construction	A	B	C	D	F	G	H
Low	105	117	45	57	20	65	56
Hight	105	117	45	57	20	65	81

H16B with 1 lever on the hoods/housings

POWDER-COATED, RAL 7037

Dimensions (mm)		Metr.	PG	Type	Part Number
Hood: Side entry					
	Low construction 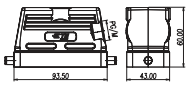	M25 M32	PG21 PG29	H16B-TS-RO-PG21 H16B-TS-RO-PG29 H16B-TS-RO-M25 H16B-TS-RO-M32	T1310160121-000 T1310160129-000 T1310160125-000 T1310160132-000
	High construction 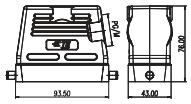	M25 M32 M40	PG21 PG29	H16B-TSH-RO-PG21 H16B-TSH-RO-PG29 H16B-TSH-RO-M25 H16B-TSH-RO-M32 H16B-TSH-RO-M40	T1330160121-000 T1330160129-000 T1330160125-000 T1330160132-000 T1330160140-000
Hood: Top entry					
	Low construction 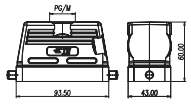	M25 M32	PG21 PG29	H16B-TG-RO-PG21 H16B-TG-RO-PG29 H16B-TG-RO-M25 H16B-TG-RO-M32	T1320160121-000 T1320160129-000 T1320160125-000 T1320160132-000
	High construction 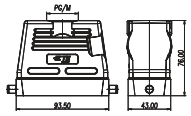	M25 M32 M40	PG21 PG29	H16B-TGH-RO-PG21 H16B-TGH-RO-PG29 H16B-TGH-RO-M25 H16B-TGH-RO-M32 H16B-TGH-RO-M40	T1340160121-000 T1340160129-000 T1340160125-000 T1340160132-000 T1340160140-000
Cable-to-cable hood					
	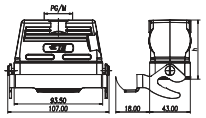 Low construction High construction Construction / H Low / 62.5 Hight / 74.5	M25 M32 M25 M32 M40	PG21 PG29 PG21 PG29	H16B-TBF-LB-PG21 H16B-TBF-LB-PG29 H16B-TBF-LB-M25 H16B-TBF-LB-M32 H16B-TBFH-LB-PG21 H16B-TBFH-LB-PG29 H16B-TBFH-LB-M25 H16B-TBFH-LB-M32 H16B-TBFH-LB-M40	T1730163121-000 T1730163129-000 T1730163125-000 T1730163132-000 T1770163121-000 T1770163129-000 T1770163125-000 T1770163132-000 T1770163140-000
Protection covers for hoods					
				H16B-KDTP-LB	T1010161500-000

All specifications subject to change. Consult TE Connectivity for latest design specifications.
Contact TE for assistance with any part number configuration.

H16B with 1 lever on the hoods/housings

POWDER-COATED, RAL 7037

Dimensions (mm)	Metr.	PG	Type	Part Number
Bulkhead mounted				
 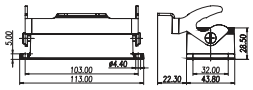			H16B-AG-LB	T1500163000-000
 With protection cover 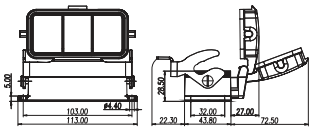			H16B-AD-LB	T1510163000-000
Surface mounted: Side entry				
 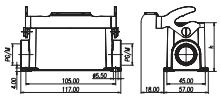 1 Side entry Low construction 2 Side entry 1 Side entry High construction 2 Side entry	M20 M25 M20 M25 M25 M32 M25 M32	PG16 PG21 PG16 PG21 PG21 PG29 PG21 PG29	H16B-SGR-LB-PG16 H16B-SGR-LB-PG21 H16B-SGR-LB-M20 H16B-SGR-LB-M25 H16B-SGR-LB-2PG16 H16B-SGR-LB-2PG21 H16B-SGR-LB-2M20 H16B-SGR-LB-2M25 H16B-SGRH-LB-PG21 H16B-SGRH-LB-PG29 H16B-SGRH-LB-M25 H16B-SGRH-LB-M32 H16B-SGRH-LB-2PG21 H16B-SGRH-LB-2PG29 H16B-SGRH-LB-2M25 H16B-SGRH-LB-2M32	T1610163116-000 T1610163121-000 T1610163120-000 T1610163125-000 T1610163216-000 T1610163221-000 T1610163220-000 T1610163225-000 T1650163121-000 T1650163129-000 T1650163125-000 T1650163132-000 T1650163221-000 T1650163229-000 T1650163225-000 T1650163232-000
 With protection cover 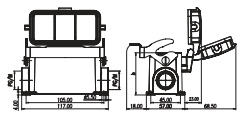 1 Side entry Low construction 2 Side entry 1 Side entry High construction 2 Side entry	M20 M25 M20 M25 M25 M32 M25 M32	PG16 PG21 PG16 PG21 PG21 PG29 PG21 PG29	H16B-SDR-LB-PG16 H16B-SDR-LB-PG21 H16B-SDR-LB-M20 H16B-SDR-LB-M25 H16B-SDR-LB-2PG16 H16B-SDR-LB-2PG21 H16B-SDR-LB-2M20 H16B-SDR-LB-2M25 H16B-SDRH-LB-PG21 H16B-SDRH-LB-PG29 H16B-SDRH-LB-M25 H16B-SDRH-LB-M32 H16B-SDRH-LB-2PG21 H16B-SDRH-LB-2PG29 H16B-SDRH-LB-2M25 H16B-SDRH-LB-2M32	T1620163116-000 T1620163121-000 T1620163120-000 T1620163125-000 T1620163216-000 T1620163221-000 T1620163220-000 T1620163225-000 T1660163121-000 T1660163129-000 T1660163125-000 T1660163132-000 T1660163221-000 T1660163229-000 T1660163225-000 T1660163232-000

Construction	H
Low	56
Hight	81

HIP.16/40, HIP-K.16/40, EMV-K.16/40 housings

HIP: Pressure-tight, silver-grey
HIP-K: Housings corrosion-resistant, black, according to DIN IEC 68 T2-52 and ASTM B117-09 > 1000h
EMV-K: Protection against electro-magnetic interference, pressure-tight, housings corrosion-resistant, black

Pressure-tight up to 5 bar **IP 68 / IP 69 K**

Description		Metr.	PG	Type	Part Number
Hood: Side entry					
	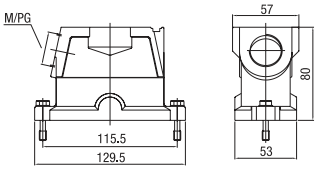	M32		**HIP**	
			21	HIP.16/40.STS.1.21.G	1-1102649-5
			29	HIP.16/40.STS.1.29.G	1-1102651-5
				HIP.16/40.STS.1.M32.G	0-1106454-2
				HIP-K	
			29	HIP-K.16/40.STS.1.29.G	2-1102651-5
		M32		HIP-K.16/40.STS.1.M32.G	0-1106444-2
				EMV-K	
			29	EMV-K.16/40.STS.1.29.G	4-1102723-5
		M32		EMV-K.16/40.STS.1.M32.G	0-1106446-4
			21	EMV-K.16/40.STS.1.21.G	4-1102722-5
Hood: Top entry					
	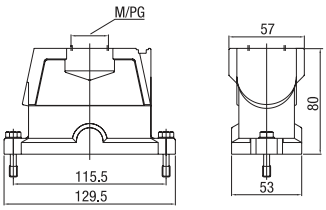			**HIP**	
			21	HIP.16/40.STO.1.21.G	1-1102653-5
			29	HIP.16/40.STO.1.29.G	1-1102655-5
		M32		HIP.16/40.STO.1.M32.G	0-1106454-1
				HIP-K	
			21	HIP-K.16/40.STO.2.21.G	0-1108534-1
			29	HIP-K.16/40.STO.1.29.G	2-1102655-5
		M32		HIP-K.16/40.STO.1.M32.G	0-1106444-1
				EMV-K	
			29	EMV-K.16/40.STO.1.29.G	4-1102725-5
		M32		EMV-K.16/40.STO.1.M32.G	0-1106446-3
Surface mounted housing: Bottom entry					
	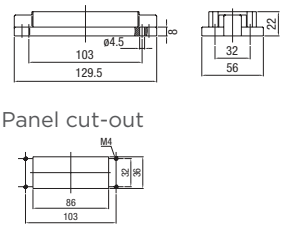			**HIP** HIP.16/40.AG	1-1102656-5
				HIP-K HIP-K.16/40.AG	2-1102656-5
				EMV-K EMV-K.16/40.AG	4-1102728-5
	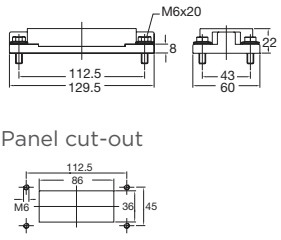			**HIP** HIP.16/40.AG.M6	1-1102618-5
				HIP-K HIP-K.16/40.AG.M6	2-1102618-5
				EMV-K EMV-K.16/40.AG.M6	4-1102730-5

All specifications subject to change. Consult TE Connectivity for latest design specifications.
Contact TE for assistance with any part number configuration.

HIP.16/40, HIP-K.16/40, EMV-K.16/40 housings

HIP: Pressure-tight, silver-grey
HIP-K: Housings corrosion-resistant, black, according to DIN IEC 68 T2-52 and ASTM B117-09 > 1000h
EMV-K: Protection against electro-magnetic interference, pressure-tight, housings corrosion-resistant, black

Pressure-tight up to 5 bar **IP 68 / IP 69 K**

Description		Metr.	PG	Type	Part Number
Surface mounted housing: Side entry					
	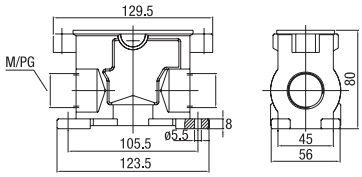			**HIP**	
			21	HIP.16/40.SG.1.21.G	1-1102616-5
			2x21	HIP.16/40.SG.2.21.G	1-1102617-5
		2xM32		HIP.16/40.SG.2.M32.G	0-1106453-1
				HIP-K	
			21	HIP-K.16/40.SG.1.21.G	5-1102616-5
			2x21	HIP-K.16/40.SG.2.21.G	2-1102617-5
		2xM32		HIP-K.16/40.SG.2.M32.G	0-1106443-1
				EMV-K	
			21	EMV-K.16/40.SG.1.21.Z	4-1102726-5
			2x21	EMV-K.16/40.SG.2.21.Z	4-1102727-5
		2xM32		EMV-K.16/40.SG.2.M32.G	0-1106445-2
Protective covers for housings					
	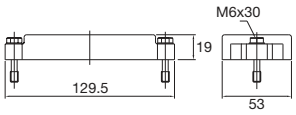			**HIP**	
				HIP/EMV.16/40.SKB	3-1106203-5
				HIP-K	
				HIP-K.16/40.SKB	4-1106203-5

HD-064 inserts

INSERTS FOR H24B HOOD/HOUSING

250V 10A

64+⏚ (machined contacts)

Dimensions (mm)		Type	Part Number	
			Male insert	Female insert
Crimp terminal (order crimp contacts separately)				
	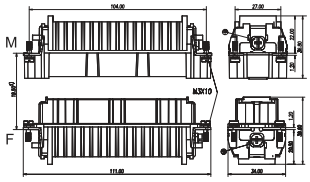	HD-064-M	T2020642101-000	
		HD-064-F		T2020642201-000
Contact arrangement view from termination side	Panel cut out for inserts for use without hoods/housings			
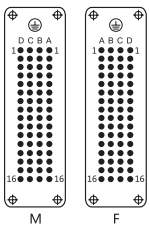	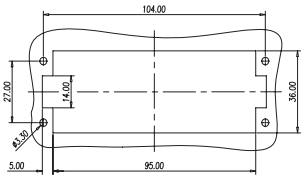			

10A Contact

Tech data **Material:** copper alloy **Contact resistance:** ≤3mΩ **Terminal:** crimp connection	10A Male crimp contacts	Wire gauge		Strip-ping length	Crimp contacts, silver-plated		Crimp contacts, gold-plated	
		mm²	AWG	mm	Type	Part Number	Type	Part Number
CDM/Male 		0.14-0.37	26-22	8.0	CDM-0.14	T2020001002-000	DDM-0.14	T2020011002-000
		0.5	20	8.0	CDM-0.5	T2020001005-000	DDM-0.5	T2020011005-000
		0.75	18	8.0	CDM-0.75	T2020001008-000	DDM-0.75	T2020011008-000
		1.0	18	8.0	CDM-1.0	T2020001010-000	DDM-1.0	T2020011010-000
		1.5	16	8.0	CDM-1.5	T2020001015-000	DDM-1.5	T2020011015-000
		2.5	14	6.0	CDM-2.5	T2020001025-000	DDM-2.5	T2020011025-000
CDF/Female 	10A Female crimp contacts 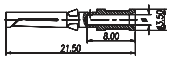	0.14-0.37	26-22	8.0	CDF-0.14	T2020002002-000	DDF-0.14	T2020012002-000
		0.5	20	8.0	CDF-0.5	T2020002005-000	DDF-0.5	T2020012005-000
		0.75	18	8.0	CDF-0.75	T2020002008-000	DDF-0.75	T2020012008-000
		1.0	18	8.0	CDF-1.0	T2020002010-000	DDF-1.0	T2020012010-000
		1.5	16	8.0	CDF-1.5	T2020002015-000	DDF-1.5	T2020012015-000
		2.5	14	6.0	CDF-2.5	T2020002025-000	DDF-2.5	T2020012025-000

All specifications subject to change. Consult TE Connectivity for latest design specifications.
Contact TE for assistance with any part number configuration.

HD-064 inserts

INSERTS FOR H24B HOOD/HOUSING

250V 10A

64+ ⏚ (stamped and formed contacts)

Description		Type	Part Number	
Male insert	Female insert		Male insert	Female insert
Crimp terminal				
		HD.64.Sti.C	2-1103032-3	
		HD.64.BU.C		2-1103033-3

Suitable crimp contacts and crimping tools: see page 111

Dimensions (mm)	Contact arrangement		Panel cut-out
	Male insert	Female insert	
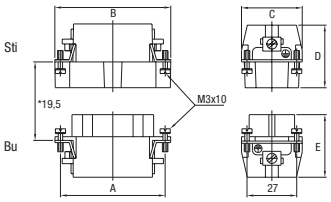	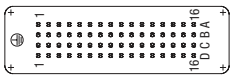		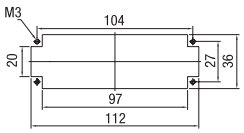

HDD-108 inserts

INSERTS FOR H24B HOOD/HOUSING

250V 10A

108+⏚ (machined contacts)

Dimensions (mm)		Type	Part Number	
			Male insert	Female insert
Crimp terminal (order crimp contacts separately)				
	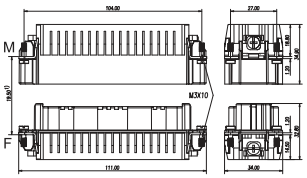	HDD-108-M	T 2 03 108 2101-000	
		HDD-108-F		T 2 03 108 2201-000
Contact arrangement view from termination side	Panel cut out for inserts for use without hoods/housings			
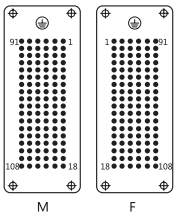	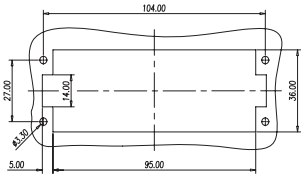			

10A Contact

Tech data **Material:** copper alloy **Contact resistance:** ≤3mΩ **Terminal:** crimp connection	10A Male crimp contacts	Wire gauge		Stripping length	Crimp contacts, silver-plated		Crimp contacts, gold-plated	
		mm²	AWG	mm	Type	Part Number	Type	Part Number
CDM/Male		0.14-0.37	26-22	8.0	CDM-0.14	T2020001002-000	DDM-0.14	T2020011002-000
		0.5	20	8.0	CDM-0.5	T2020001005-000	DDM-0.5	T2020011005-000
		0.75	18	8.0	CDM-0.75	T2020001008-000	DDM-0.75	T2020011008-000
		1.0	18	8.0	CDM-1.0	T2020001010-000	DDM-1.0	T2020011010-000
		1.5	16	8.0	CDM-1.5	T2020001015-000	DDM-1.5	T2020011015-000
		2.5	14	6.0	CDM-2.5	T2020001025-000	DDM-2.5	T2020011025-000
CDF/Female	10A Female crimp contacts	0.14-0.37	26-22	8.0	CDF-0.14	T2020002002-000	DDF-0.14	T2020012002-000
		0.5	20	8.0	CDF-0.5	T2020002005-000	DDF-0.5	T2020012005-000
		0.75	18	8.0	CDF-0.75	T2020002008-000	DDF-0.75	T2020012008-000
		1.0	18	8.0	CDF-1.0	T2020002010-000	DDF-1.0	T2020012010-000
		1.5	16	8.0	CDF-1.5	T2020002015-000	DDF-1.5	T2020012015-000
		2.5	14	6.0	CDF-2.5	T2020002025-000	DDF-2.5	T2020012025-000

All specifications subject to change. Consult TE Connectivity for latest design specifications.
Contact TE for assistance with any part number configuration.

H24B with 2 levers on the hoods/housings

POWDER-COATED, RAL 7037

Dimensions (mm)		Metr.	PG	Type	Part Number
Hood: Side entry					
	Low construction 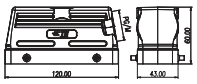	M25 M32	PG16 PG21	H24B-TS-PG16 H24B-TS-PG21 H24B-TS-M25 H24B-TS-M32	T1210240116-000 T1210240121-000 T1210240125-000 T1210240132-000
	High construction 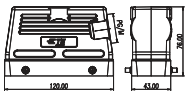	M25 M32 M40	PG21 PG29	H24B-TSH-PG21 H24B-TSH-PG29 H24B-TSH-M25 H24B-TSH-M32 H24B-TSH-M40	T1230240121-000 T1230240129-000 T1230240125-000 T1230240132-000 T1230240140-000
Hood: Top entry					
	Low construction 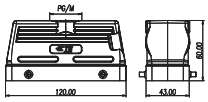	M25 M32	PG16 PG21	H24B-TG-PG16 H24B-TG-PG21 H24B-TG-M25 H24B-TG-M32	T1220240116-000 T1220240121-000 T1220240125-000 T1220240132-000
	High construction 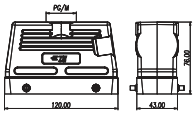	M25 M32 M40	PG21 PG29	H24B-TGH-PG21 H24B-TGH-PG29 H24B-TGH-M25 H24B-TGH-M32 H24B-TGH-M40	T1240240121-000 T1240240129-000 T1240240125-000 T1240240132-000 T1240240140-000
Cable-to-cable hood					
	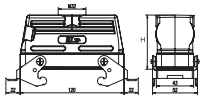 Low construction High construction Construction / H Low / 62.5 Hight / 78.5	M25 M32 M25 M32 M40	PG21 PG21 PG29	H24B-TBFS-PG21 H24B-TBFS-M25 H24B-TBFS-M32 H24B-TBFHS-PG21 H24B-TBFHS-PG29 H24B-TBFHS-M25 H24B-TBFHS-M32 H24B-TBFHS-M40	T1710241121-000 T1710241125-000 T1710241132-000 T1750241121-000 T1750241129-000 T1750241125-000 T1750241132-000 T1750241140-000
Protection covers for hoods					
	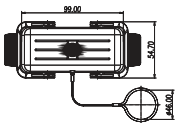			H24B-KDTP	T1010241400-000
Housing protection cover					
	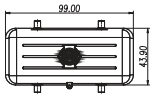			H24B-KDBP	T1010242100-000

H24B with 2 levers on the hoods/housings

POWDER-COATED, RAL 7037

Dimensions (mm)	Metr.	PG	Type	Part Number
Bulkhead mounted				
 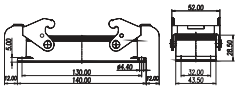			H24B-AGS	T1410241000-000
Surface mounted: Side entry				
 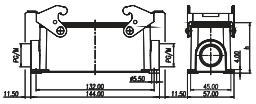	1 Side entry Low construction 2 Side entry M25	PG21	H24B-SGRS-PG21	T1440241121-000
			H24B-SGRS-M25	T1440241125-000
		PG21	H24B-SGRS-2PG21	T1440241221-000
	M25		H24B-SGRS-2M25	T1440241225-000
	1 Side entry High construction 2 Side entry	PG21	H24B-SGRHS-PG21	T1470241121-000
		PG29	H24B-SGRHS-PG29	T1470241129-000
	M25		H24B-SGRHS-M25	T1470241125-000
	M32		H24B-SGRHS-M32	T1470241132-000
		PG21	H24B-SGRHS-2PG21	T1470241221-000
		PG29	H24B-SGRHS-2PG29	T1470241229-000
	M25		H24B-SGRHS-2M25	T1470241225-000
	M32		H24B-SGRHS-2M32	T1470241232-000

Construction	H
Low	56
Hight	81

Side entry housing with two levers				
 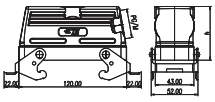	Low construction M20	PG16	H24B-TSBS-PG16	T1250243116-000
		PG21	H24B-TSBS-PG21	T1250243121-000
			H24B-TSBS-M20	T1250243120-000
	M25		H24B-TSBS-M25	T1250243125-000
		PG21	H24B-TSBHS-PG21	T1270243121-000
		PG29	H24B-TSBHS-PG29	T1270243129-000
	High construction M25		H24B-TSBHS-M25	T1270243125-000
	M32		H24B-TSBHS-M32	T1270243132-000

Construction	H
Low	60
Hight	76

Top entry housing with two levers				
 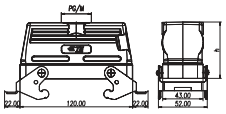	Low construction M20	PG16	H24B-TGBS-PG16	T1260243116-000
		PG21	H24B-TGBS-PG21	T1260243121-000
			H24B-TGBS-M20	T1260243120-000
	M25		H24B-TGBS-M25	T1260243125-000
		PG21	H24B-TGBHS-PG21	T1280243121-000
		PG29	H24B-TGBHS-PG29	T1280243129-000
	High construction M25		H24B-TGBHS-M25	T1280243125-000
	M32		H24B-TGBHS-M32	T1280243132-000

Construction	H
Low	60
Hight	76

Bulkhead mounted with 4 bolts				
  With protection cover 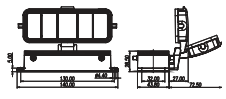 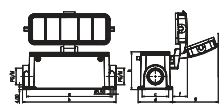			H24B-AD-BO	T1430240000-000
	1 Side entry Low construction 2 Side entry M25	PG21	H24B-SDR-BO-PG21	T1460240121-000
			H24B-SDR-BO-M25	T1460240125-000
		PG21	H24B-SDR-BO-2PG21	T1460240221-000
	M25		H24B-SDR-BO-2M25	T1460240225-000
	1 Side entry High construction 2 Side entry	PG21	H24B-SDRH-BO-PG21	T1490240121-000
		PG29	H24B-SDRH-BO-PG29	T1490240129-000
	M25		H24B-SDRH-BO-M25	T1490240125-000
	M32		H24B-SDRH-BO-M32	T1490240132-000
		PG21	H24B-SDRH-BO-2PG21	T1490240221-000
		PG29	H24B-SDRH-BO-2PG29	T1490240229-000
	M25		H24B-SDRH-BO-2M25	T1490240225-000
	M32		H24B-SDRH-BO-2M32	T1490240232-000

Construction	A	B	C	D	F	G	H
Low	132	144	45	57	20	65	56
Hight	132	144	45	57	20	65	81

All specifications subject to change. Consult TE Connectivity for latest design specifications.
Contact TE for assistance with any part number configuration.

H24B with 1 lever on the hoods/housings

POWDER-COATED, RAL 7037

Dimensions (mm)		Metr.	PG	Type	Part Number
Hood: Side entry					
	Low construction 	M25 M32	PG21 PG29	H24B-TS-RO-PG21 H24B-TS-RO-PG29 H24B-TS-RO-M25 H24B-TS-RO-M32	T1310240121-000 T1310240129-000 T1310240125-000 T1310240132-000
	High construction 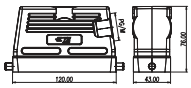	M25 M32 M40	PG21 PG29	H24B-TSH-RO-PG21 H24B-TSH-RO-PG29 H24B-TSH-RO-M25 H24B-TSH-RO-M32 H24B-TSH-RO-M40	T1330240121-000 T1330240129-000 T1330240125-000 T1330240132-000 T1330240140-000
Hood: Top entry					
	Low construction 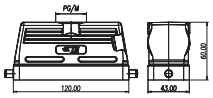	M25 M32	PG21 PG29	H24B-TG-RO-PG21 H24B-TG-RO-PG29 H24B-TG-RO-M25 H24B-TG-RO-M32	T1320240121-000 T1320240129-000 T1320240125-000 T1320240132-000
	High construction 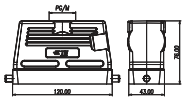	M25 M32 M40	PG21 PG29	H24B-TGH-RO-PG21 H24B-TGH-RO-PG29 H24B-TGH-RO-M25 H24B-TGH-RO-M32 H24B-TGH-RO-M40	T1340240121-000 T1340240129-000 T1340240125-000 T1340240132-000 T1340240140-000
Cable-to-cable hood					
	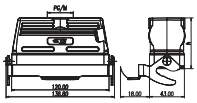 Low construction High construction Construction / H Low / 62.5 Hight / 78.5	M25 M32 M25 M32 M40	PG21 PG29 PG21 PG29	H24B-TBF-LB-PG21 H24B-TBF-LB-PG29 H24B-TBF-LB-M25 H24B-TBF-LB-M32 H24B-TBFH-LB-PG21 H24B-TBFH-LB-PG29 H24B-TBFH-LB-M25 H24B-TBFH-LB-M32 H24B-TBFH-LB-M40	T1730242121-000 T1730242129-000 T1730242125-000 T1730242132-000 T1770243121-000 T1770243129-000 T1770243125-000 T1770243132-000 T1770243140-000
Protection covers for hoods					
				H24B-KDTP-LB	T1010241500-000

H24B with 1 lever on the hoods/housings

POWDER-COATED, RAL 7037

Dimensions (mm)	Metr.	PG	Type	Part Number
Bulkhead mounted				
 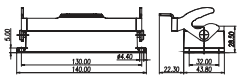			H24B-AG-LB	T1500243000-000
 With protection cover 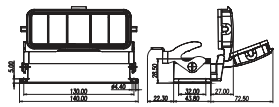			H24B-AD-LB	T1510243000-000
Surface mounted: Side entry				
 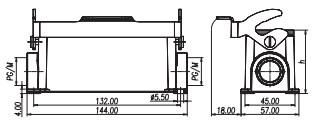 1 Side entry Low construction 2 Side entry 1 Side entry High construction 2 Side entry	M20 M25 M20 M25 M25 M32 M25 M32	PG16 PG21 PG16 PG21 PG21 PG29 PG21 PG29 M25 M32	H24B-SGR-LB-PG16 H24B-SGR-LB-PG21 H24B-SGR-LB-M20 H24B-SGR-LB-M25 H24B-SGR-LB-2PG16 H24B-SGR-LB-2PG21 H24B-SGR-LB-2M20 H24B-SGR-LB-2M25 H24B-SGRH-LB-PG21 H24B-SGRH-LB-PG29 H24B-SGRH-LB-M25 H24B-SGRH-LB-M32 H24B-SGRH-LB-2PG21 H24B-SGRH-LB-2PG29 H24B-SGRH-LB-2M25 H24B-SGRH-LB-2M32	T1610243116-000 T1610243121-000 T1610243120-000 T1610243125-000 T1610243216-000 T1610243221-000 T1610243220-000 T1610243225-000 T1650243121-000 T1650243129-000 T1650243125-000 T1650243132-000 T1650243221-000 T1650243229-000 T1650243225-000 T1650243232-000
 With protection cover 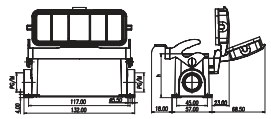 1 Side entry Low construction 2 Side entry 1 Side entry High construction 2 Side entry	M20 M25 M20 M25 M25 M32 M25 M32	PG16 PG21 PG16 PG21 PG21 PG29 PG21 PG29 M25 M32	H24B-SDR-LB-PG16 H24B-SDR-LB-PG21 H24B-SDR-LB-M20 H24B-SDR-LB-M25 H24B-SDR-LB-2PG16 H24B-SDR-LB-2PG21 H24B-SDR-LB-2M20 H24B-SDR-LB-2M25 H24B-SDRH-LB-PG21 H24B-SDRH-LB-PG29 H24B-SDRH-LB-M2S H24B-SDRH-LB-M32 H24B-SDRH-LB-2PG21 H24B-SDRH-LB-2PG29 H24B-SDRH-LB-2M25 H24B-SDRH-LB-2M32	T1620243116-000 T1620243121-000 T1620243120-000 T1620243125-000 T1620243216-000 T1620243221-000 T1620243220-000 T1620243225-000 T1660243121-000 T1660243129-000 T1660243125-000 T1660243132-000 T1660243221-000 T1660243229-000 T1660243225-000 T1660243232-000

Construction	H
Low	56
Hight	81

All specifications subject to change. Consult TE Connectivity for latest design specifications.
Contact TE for assistance with any part number configuration.

HIP.24/64, HIP-K.24/64, EMV-K.24/64 housings

HIP: Pressure-tight, silver-grey
HIP-K: Housings corrosion-resistant, black, according to DIN IEC 68 T2-52 and ASTM B117-09 > 1000h
EMV-K: Protection against electro-magnetic interference, pressure-tight, housings corrosion-resistant, black

Pressure-tight up to 5 bar **IP 68 / IP 69 K**

Description		Metr.	PG	Type	Part Number
Surface mounted housing: Bottom entry, Standard construction					
	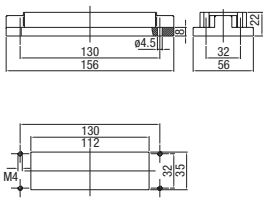			**HIP** HIP.24/64.AG **HIP-K** HIP-K.24/64.AG **EMV-K** EMV-K.24/64.AG	 1-1102665-5 2-1102665-5 4-1102760-5
	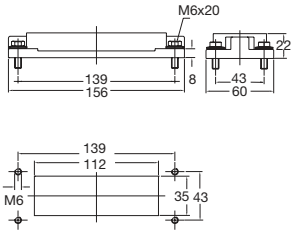			**HIP** HIP.24/64.AG.M6 **HIP-K** HIP-K.24/64.AG.M6 HIP-K.24/64.AG.M6.D HIP-K-I.24/64.AG.M6.D **EMV-K** EMV-K.24/64.AG.M6	 1-1102626-5 2-1102626-5 2-1102628-5 0-1108533-1 4-1102736-5
Surface mounted housing: Side entry, Standard construction					
	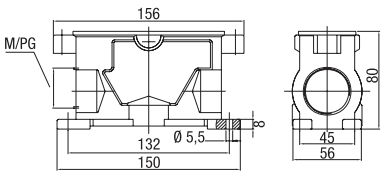	2xM40 2xM40 2xM40	29 2x29 29 2x29 29 2x29	**HIP** HIP.24/64.SG.1.29.G HIP.24/64.SG.2.29.G HIP.24/64.SG.2.M40.G **HIP-K** HIP-K.24/64.SG.1.29.G HIP-K.24/64.SG.2.29.G HIP-K.24/64.SG.2.M40.G **EMV-K** EMV-K.24/64.SG.1.29.G EMV-K.24/64.SG.2.29.G EMV-K.24/64.SG.2.M40.G	 1-1102624-5 1-1102625-5 0-1106472-1 5-1102624-5 2-1102625-5 0-1106472-2 4-1102734-5 4-1102735-5 0-1106460-2
Protective cover housings					
	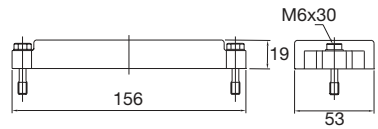			**HIP** HIP/EMV.24/64.SKB **HIP-K/EMV-K** HIP-K/EMV-K.24/64.SKB	 3-1106204-5 4-1106204-5

HIP.24/64, HIP-K.24/64, EMV-K.24/64 housings

HIP: Pressure-tight, silver-grey
HIP-K: Housings corrosion-resistant, black, according to DIN IEC 68 T2-52 and ASTM B117-09 > 1000h
EMV-K: Protection against electro-magnetic interference, pressure-tight, housings corrosion-resistant, black

Pressure-tight up to 5 bar **IP 68 / IP 69 K**

Description		Metr.	PG	Type	Part Number
Hood: Side entry, Standard construction					
	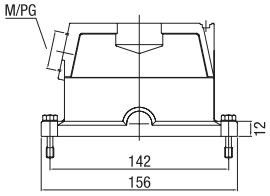	M40	21 29	**HIP** HIP.24/64.STS.1.21.G HIP.24/64.STS.1.29 G HIP.24/64.STS.1.M40.G	1-1102658-5 1-1102660-5 0-1106473-2
		M40	29	**HIP-K** HIP-K.24/64.STS.1.29.G HIP-K.24/64.STS.1.M40.G	2-1102660-5 0-1106473-4
		M25 M32 M40	29	**EMV-K** EMV-K.24/64.STS.1.29.G EMV-K.24/64.STS.1.M25.G EMV-K.24/64.STS.1.M32.G EMV-K.24/64.STS.1.M40.G	4-1102755-5 0-1102983-1 0-1106461-8 0-1106461-3
	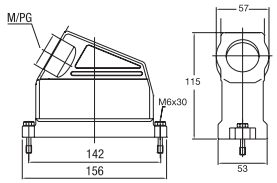	M40	29 36	**HIP** HIP-KF.24/64.STS.1.29.G HIP-KF.24/64.STS.1.36.G HIP-KF.24/64.STS.1.M40.G	1-1102622-5 1-1102623-5 0-1106474-1
		M40	29 36	**HIP-K** HIP-KF/K.24/64.STS.1.29.G HIP-KF/K. 24/64.STS.1.36G HIP-KF/K.24/64.STS.1.M40.G	2-1102622-5 2-1102623-5 0-1106474-2
		M40	29 36	**EMV-K** EMV-KF/K.24/64.STS.1.29.G EMV-KF/K.24/64.STS.1.36.G EMV-KF/K.24/64.STS.1.M40.G	4-1102732-5 4-1102733-5 0-1106462-2
Hood: Top entry, Standard construction					
	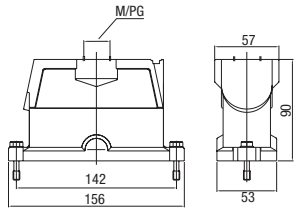	M40	21 29	**HIP** HIP.24/64.STO.1.21.G HIP.24/64.STO.1.29.G HIP.24/64.STO.1.M40.G	1-1102662-5 1-1102664-5 0-1106473-1
		2xM32 M40	29	**HIP-K** HIP-K.24/64.STO.1.29.G HIP-K.24/64.STO.2.M32.G HIP-K.24/64.STO.1.M40.G	2-1102664-5 0-1102792-1 0-1106473-3
		M40 2xM40	29	**EMV-K** EMV-K.24/64.STO.1.29.G EMV-K.24/64.STO.1.M40.G	4-1102759-5 0-1106461-4
		2xM40			
		2xM40			

All specifications subject to change. Consult TE Connectivity for latest design specifications.
Contact TE for assistance with any part number configuration.

HF-HIP-K 8/HF-EMV-K 8, HF-HIP-K 12/HF-EMV-K 12 housings

HIP: Pressure-tight, silver-grey
HIP-K: Housings corrosion-resistant, black, according to DIN IEC 68 T2-52 and ASTM B117-09 > 1000h
EMV-K: Protection against electro-magnetic interference, pressure-tight, housings corrosion-resistant, black

Screw lock on hood

Description		Metr.	PG	Type	Part Number
Hood					
	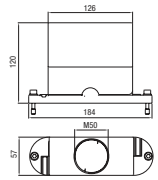	1xM50 1xM50 2xM40 2xM40		HF-HIP-K.8.Sto.1.M50G HF.8.EMV-K.8.Sto.1.M50G HF.HIP-K.8.Sto.2.M40G HF.EMV-K.8.Sto.2.M40G	0-1102839-4 0-1102839-3 0-1102839-2 0-1102839-1
Housing bottom					
	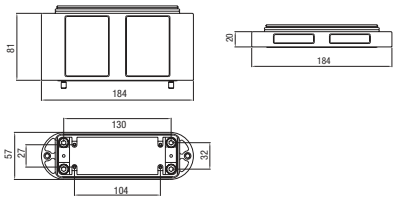	Height 81 mm 81 mm	20 mm 20 mm	HF-HIP-K.8.AG.N HF-EMV-K.8.AG.N HF-HIP-K.8.AG HF-EMV-K.8.AG	0-1102837-2 0-1102837-1 0-1102836-2 0-1102836-1
Hood					
	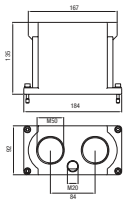	2xM40 2xM40 2xM50 2xM50		HF-HIP-K.12.Sto.2.M40G HF-EMV-K.12.Sto.2.M40G HF-HIP-K.12.Sto.2.M50G HF-EMV-K.12.Sto.2.M50G	0-1102840-2 0-1102840-1 0-1102840-4 0-1102840-3
Housing bottom					
	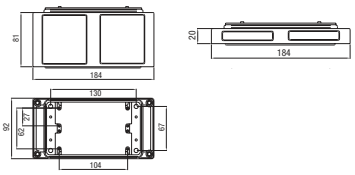	Height 81 mm 81 mm	20 mm 20 mm	HF-HIP-K.12.AG.N HF-EMV-K.12.AG.N HF-HIP-K.12.AG HF-EMVK-K.12.AG	0-1102838-2 0-1102838-1 0-1102192-2 0-1102192-1

HD-080 inserts

INSERTS FOR H32B HOOD/HOUSING

250V 10A

80 (2x40)+⏚ (machined contacts)

Dimensions (mm)		Type	Part Number	
			Male insert	Female insert
Crimp terminal (order crimp contacts separately)	Contact arrangement view from termination side			
		HD-040-M(1-40) HD-040-M(41-80)	T2020402101-000 T2020802101-000	
		HD-040-F(1-40) HD-040-F(41-80)		T2020402201-000 T2020802201-000

10A Contact

Tech data **Material:** copper alloy **Contact resistance:** ≤3mΩ **Terminal:** crimp connection **CDM/Male** 	10A Male crimp contacts 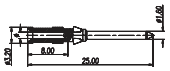	Wire gauge		Strip-ping length	Crimp contacts, silver-plated		Crimp contacts, gold-plated	
		mm²	AWG	mm	Type	Part Number	Type	Part Number
		0.14-0.37	26-22	8.0	CDM-0.14	T2020001002-000	DDM-0.14	T2020011002-000
		0.5	20	8.0	CDM-0.5	T2020001005-000	DDM-0.5	T2020011005-000
		0.75	18	8.0	CDM-0.75	T2020001008-000	DDM-0.75	T2020011008-000
		1.0	18	8.0	CDM-1.0	T2020001010-000	DDM-1.0	T2020011010-000
		1.5	16	8.0	CDM-1.5	T2020001015-000	DDM-1.5	T2020011015-000
		2.5	14	6.0	CDM-2.5	T2020001025-000	DDM-2.5	T2020011025-000
CDF/Female 	10A Female crimp contacts 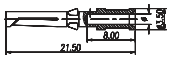	0.14-0.37	26-22	8.0	CDF-0.14	T2020002002-000	DDF-0.14	T2020012002-000
		0.5	20	8.0	CDF-0.5	T2020002005-000	DDF-0.5	T2020012005-000
		0.75	18	8.0	CDF-0.75	T2020002008-000	DDF-0.75	T2020012008-000
		1.0	18	8.0	CDF-1.0	T2020002010-000	DDF-1.0	T2020012010-000
		1.5	16	8.0	CDF-1.5	T2020002015-000	DDF-1.5	T2020012015-000
		2.5	14	6.0	CDF-2.5	T2020002025-000	DDF-2.5	T2020012025-000

Distance for contact max. 24mm

Crimp terminal

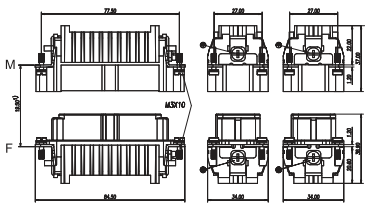

Panel cut-out for inserts for use without hoods/housings

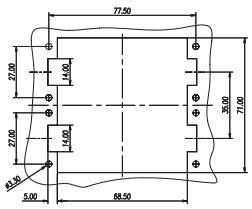

All specifications subject to change. Consult TE Connectivity for latest design specifications.
Contact TE for assistance with any part number configuration.

HD-080 inserts

INSERTS FOR H32B HOOD/HOUSING

250V 10A

80 (2x40)+⏚ (stamped and formed contacts)

Description		Type	Part Number	
Male insert	Female insert		Male insert	Female insert
Screw terminal				
		2xHD.40.Sti.C	2-1103012-3	
		2xHD.40.Bu.C		2-1103013-3

Dimensions	A	B	C	D	E
mm	77.5	84.5	33	35	35

Suitable crimp contacts and crimping tools: see page 111

Dimensions (mm)	Contact arrangement	
	Male insert	Female insert
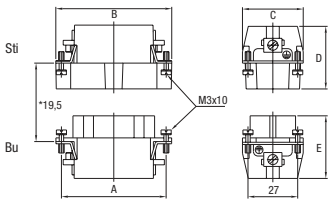	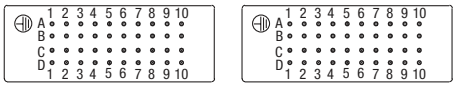	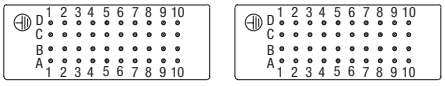

HDD-144 inserts

INSERTS FOR H32B HOOD/HOUSING

250V 10A

144 (2x72)+⏚ (machined contacts)

Dimensions (mm)		Type	Part Number	
			Male insert	Female insert
Crimp terminal (order crimp contacts separately)	Contact arrangement view from termination side			
		HDD-072-M(1-72) HDD-072-M(73-144)	T2030722101-000 T2031442101-000	
		HDD-072-F(1-72) HDD-072-F(73-144)		T2030722201-000 T2031442201-000

10A Contact

Tech data **Material:** copper alloy **Contact resistance:** ≤3mΩ **Terminal:** crimp connection	10A Male crimp contacts 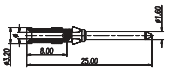	Wire gauge		Strip-ping length	Crimp contacts, silver-plated		Crimp contacts, gold-plated	
		mm²	AWG	mm	Type	Part Number	Type	Part Number
CDM/Male 		0.14-0.37	26-22	8.0	CDM-0.14	T2020001002-000	DDM-0.14	T2020011002-000
		0.5	20	8.0	CDM-0.5	T2020001005-000	DDM-0.5	T2020011005-000
		0.75	18	8.0	CDM-0.75	T2020001008-000	DDM-0.75	T2020011008-000
		1.0	18	8.0	CDM-1.0	T2020001010-000	DDM-1.0	T2020011010-000
		1.5	16	8.0	CDM-1.5	T2020001015-000	DDM-1.5	T2020011015-000
		2.5	14	6.0	CDM-2.5	T2020001025-000	DDM-2.5	T2020011025-000
CDF/Female 	10A Female crimp contacts 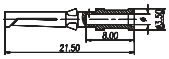	0.14-0.37	26-22	8.0	CDF-0.14	T2020002002-000	DDF-0.14	T2020012002-000
		0.5	20	8.0	CDF-0.5	T2020002005-000	DDF-0.5	T2020012005-000
		0.75	18	8.0	CDF-0.75	T2020002008-000	DDF-0.75	T2020012008-000
		1.0	18	8.0	CDF-1.0	T2020002010-000	DDF-1.0	T2020012010-000
		1.5	16	8.0	CDF-1.5	T2020002015-000	DDF-1.5	T2020012015-000
		2.5	14	6.0	CDF-2.5	T2020002025-000	DDF-2.5	T2020012025-000

Distance for contact max. 24mm	Panel cut-out for inserts for use without hoods/housings
Crimp terminal 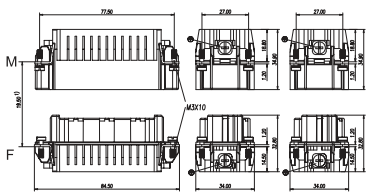	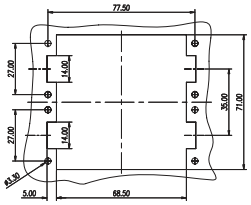

All specifications subject to change. Consult TE Connectivity for latest design specifications.
Contact TE for assistance with any part number configuration.

H32B with 2 levers on the hoods/housings

POWDER-COATED, RAL 7037

Dimensions (mm)		Metr.	PG	Type	Part Number
Hood: Side entry					
	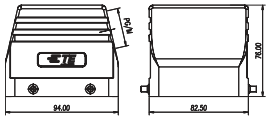	M32 M40	PG29 PG36	H32B-TS-PG29 H32B-TS-PG36 H32B-TS-M32 H32B-TS-M40	T1210320129-000 T1210320136-000 T1210320132-000 T1210320140-000
Hood: Top entry					
	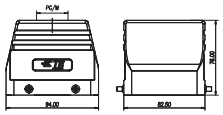	M25 M32 M40 M50	PG21 PG29 PG36 PG42	H32B-TG-PG21 H32B-TG-PG29 H32B-TG-PG36 H32B-TG-PG42 H32B-TG-M25 H32B-TG-M32 H32B-TG-M40 H32B-TG-M50	T1220320121-000 T1220320129-000 T1220320136-000 T1220320142-000 T1220320125-000 T1220320132-000 T1220320140-000 T1220320150-000
Bulkhead mounted					
	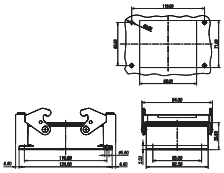			H32B-AG	T1410322000-000
Surface mounted: Side entry					
	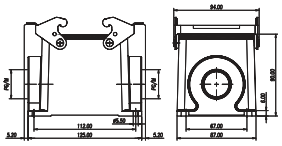 1 Side entry 2 Side entry	M32 M40 M50 M63 M32 M40 M50 M63	PG29 PG36 PG42 PG29 PG36 PG42 	H32B-SGR-PG29 H32B-SGR-PG36 H32B-SGR-PG42 H32B-SGR-M32 H32B-SGR-M40 H32B-SGR-M50 H32B-SGR-M63 H32B-SGR-2PG29 H32B-SGR-2PG36 H32B-SGR-2PG42 H32B-SGR-2M32 H32B-SGR-2M40 H32B-SGR-2M50 H32B-SGR-2M63	T1440322129-000 T1440322136-000 T1440322142-000 T1440322132-000 T1440322140-000 T1440322150-000 T1440322163-000 T1440322229-000 T1440322236-000 T1440322242-000 T1440322232-000 T1440322240-000 T1440322250-000 T1440322263-000
Cable-to-cable hood					
	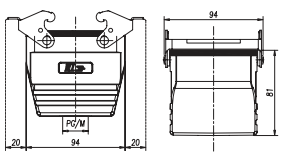	M32 M40 M50 M63	PG29 PG36 PG42	H32B-TBF-PG29 H32B-TBF-PG36 H32B-TBF-PG42 H32B-TBF-M32 H32B-TBF-M40 H32B-TBF-M50 H32B-TBF-M63	T1710322129-000 T1710322136-000 T1710322142-000 T1710322132-000 T1710322140-000 T1710322150-000 T1710322163-000
Protection covers for hoods					
	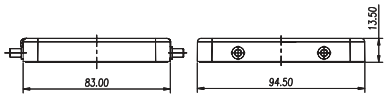			H32B-KDB	T1000321220-000

H32B with 1 lever on the hoods/housings

POWDER-COATED, RAL 7037

Dimensions (mm)		Metr.	PG	Type	Part Number
Hood: Side entry					
	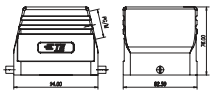	M32 M40	PG29 PG36	H32B-TS-RO-PG29 H32B-TS-RO-PG36 H32B-TS-RO-M32 H32B-TS-RO-M40	T1310320129-000 T1310320136-000 T1310320132-000 T1310320140-000
Hood: Top entry					
	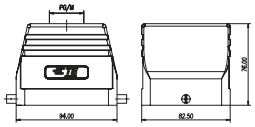	M25 M32 M40 M50	PG21 PG29 PG36 PG42	H32B-TG-RO-PG21 H32B-TG-RO-PG29 H32B-TG-RO-PG36 H32B-TG-RO-PG42 H32B-TG-RO-M25 H32B-TG-RO-M32 H32B-TG-RO-M40 H32B-TG-RO-M50	T1320320121-000 T1320320129-000 T1320320136-000 T1320320142-000 T1320320125-000 T1320320132-000 T1320320140-000 T1320320150-000
Bulkhead mounted					
	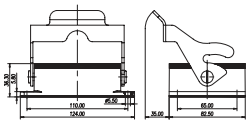			H32B-AG-LB	T1500322000-000
	With protection cover 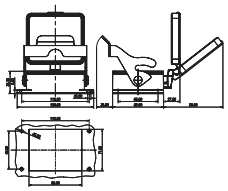			H32B-AD-LB	T1510322000-000
Surface mounted: Side entry					
	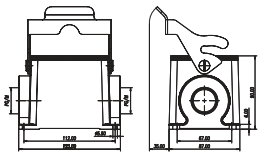 1 Side entry 2 Side entry	M32 M40 M32 M40	PG29 PG29	H32B-SGR-LB-PG29 H32B-SGR-LB-M32 H32B-SGR-LB-M40 H32B-SGR-LB-2PG29 H32B-SGR-LB-2M32 H32B-SGR-LB-2M40	T1610322129-000 T1610322132-000 T1610322140-000 T1610322229-000 T1610322232-000 T1610322240-000
	With protection cover 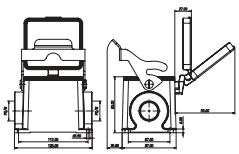 1 Side entry 2 Side entry	M32 M40 M32 M40	PG29 PG29	H32B-SDR-LB-PG29 H32B-SDR-LB-M32 H32B-SDR-LB-M40 H32B-SDR-LB-2PG29 H32B-SDR-LB-2M32 H32B-SDR-LB-2M40	T1620320129-000 T1620320132-000 T1620320140-000 T1620320229-000 T1620320232-000 T1620320240-000

All specifications subject to change. Consult TE Connectivity for latest design specifications.
Contact TE for assistance with any part number configuration.

HD-128 inserts

INSERTS FOR H48B HOOD/HOUSING

250V 10A

128 (2x64)+⏚ (machined contacts)

Dimensions (mm)		Type	Part Number	
			Male insert	Female insert
Crimp terminal (order crimp contacts separately)	Contact arrangement view from termination side			
	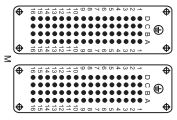	HD-064-M(1-64) HD-064-M(65-128)	T2020642101-000 T2021282101-000	
		HD-064-F(1-64) HD-064-F(65-128)		T2020642201-000 T2021282201-000

10A Contact

Tech data	10A Male crimp contacts	Wire gauge		Strip-ping length	Crimp contacts, silver-plated		Crimp contacts, gold-plated	
		mm²	AWG	mm	Type	Part Number	Type	Part Number
Material: copper alloy **Contact resistance:** ≤3mΩ **Terminal:** crimp connection **CDM/Male** 	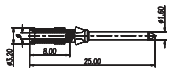	0.14-0.37	26-22	8.0	CDM-0.14	T2020001002-000	DDM-0.14	T2020011002-000
		0.5	20	8.0	CDM-0.5	T2020001005-000	DDM-0.5	T2020011005-000
		0.75	18	8.0	CDM-0.75	T2020001008-000	DDM-0.75	T2020011008-000
		1.0	18	8.0	CDM-1.0	T2020001010-000	DDM-1.0	T2020011010-000
		1.5	16	8.0	CDM-1.5	T2020001015-000	DDM-1.5	T2020011015-000
		2.5	14	6.0	CDM-2.5	T2020001025-000	DDM-2.5	T2020011025-000
CDF/Female 	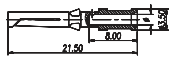	0.14-0.37	26-22	8.0	CDF-0.14	T2020002002-000	DDF-0.14	T2020012002-000
		0.5	20	8.0	CDF-0.5	T2020002005-000	DDF-0.5	T2020012005-000
		0.75	18	8.0	CDF-0.75	T2020002008-000	DDF-0.75	T2020012008-000
		1.0	18	8.0	CDF-1.0	T2020002010-000	DDF-1.0	T2020012010-000
		1.5	16	8.0	CDF-1.5	T2020002015-000	DDF-1.5	T2020012015-000
		2.5	14	6.0	CDF-2.5	T2020002025-000	DDF-2.5	T2020012025-000

Distance for contact max. 24mm	Panel cut-out for inserts for use without hoods/housings
Crimp terminal 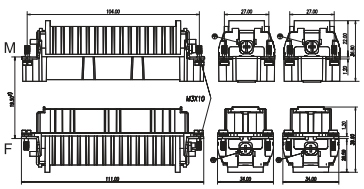	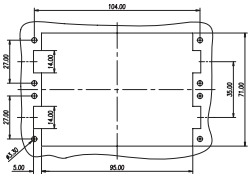

HD.128/HEE 92 contact inserts

INSERTS FOR H48B HOOD/HOUSING 250V 10A

128 (2x64)+ ⏚(stamped and formed contacts)

Description		Type	Part Number	
Male insert	Female insert		Male insert	Female insert
Crimp terminal				
		2xHD.64.Sti.C	2-1103032-3	
		2xHD.64.Bu.C		2-1103033-3

Dimensions	A	B	C	D	E
mm	104	110	33	35	35

Suitable crimp contacts and crimping tools: see page 111

Dimensions (mm)	Contact arrangement	
	Male insert	Female insert
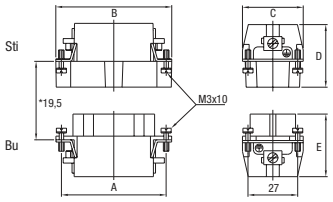	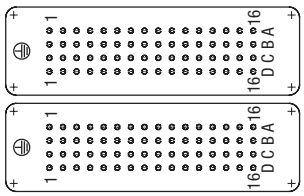	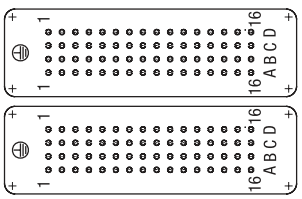

All specifications subject to change. Consult TE Connectivity for latest design specifications.
Contact TE for assistance with any part number configuration.

HDD-216 inserts

INSERTS FOR H48B HOOD/HOUSING

250V 10A

216 (2x108)+⏚ (machined contacts)

Dimensions (mm)		Type	Part Number	
			Male insert	Female insert
Crimp terminal (order crimp contacts separately)	Contact arrangement view from termination side			
		HDD-108-M(1-108) HDD-108-M(109-216)	T2031082101-000 T2032162101-000	
	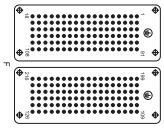	HDD-108-F(1-108) HDD-108-F(109-216)		T2031082201-000 T2032162201-000

10A Contact

Tech data **Material:** copper alloy **Contact resistance:** ≤3mΩ **Terminal:** crimp connection	10A Male crimp contacts	Wire gauge		Stripping length	Crimp contacts, silver-plated		Crimp contacts, gold-plated	
		mm²	AWG	mm	Type	Part Number	Type	Part Number
CDM/Male 	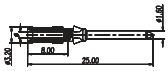	0.14-0.37	26-22	8.0	CDM-0.14	T2020001002-000	DDM-0.14	T2020011002-000
		0.5	20	8.0	CDM-0.5	T2020001005-000	DDM-0.5	T2020011005-000
		0.75	18	8.0	CDM-0.75	T2020001008-000	DDM-0.75	T2020011008-000
		1.0	18	8.0	CDM-1.0	T2020001010-000	DDM-1.0	T2020011010-000
		1.5	16	8.0	CDM-1.5	T2020001015-000	DDM-1.5	T2020011015-000
		2.5	14	6.0	CDM-2.5	T2020001025-000	DDM-2.5	T2020011025-000
CDF/Female 	10A Female crimp contacts 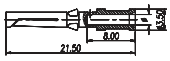	0.14-0.37	26-22	8.0	CDF-0.14	T2020002002-000	DDF-0.14	T2020012002-000
		0.5	20	8.0	CDF-0.5	T2020002005-000	DDF-0.5	T2020012005-000
		0.75	18	8.0	CDF-0.75	T2020002008-000	DDF-0.75	T2020012008-000
		1.0	18	8.0	CDF-1.0	T2020002010-000	DDF-1.0	T2020012010-000
		1.5	16	8.0	CDF-1.5	T2020002015-000	DDF-1.5	T2020012015-000
		2.5	14	6.0	CDF-2.5	T2020002025-000	DDF-2.5	T2020012025-000

Distance for contact max. 24mm

Crimp terminal

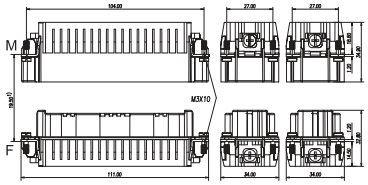

Panel cut-out for inserts for use without hoods/housings

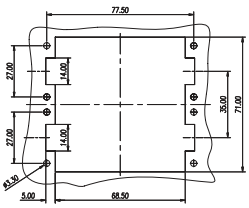

H48B hoods/housings

POWDER-COATED, RAL 7037

Dimensions (mm)		Metr.	PG	Type	Part Number
Hood: Side entry					
	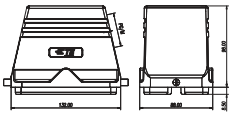	M32 M40 M50 M63	PG29 PG36 PG42	H48B-TS-PG29 H48B-TS-PG36 H4SB-TS-PG42 H48B-TS-M32 H48B-TS-M40 H48B-TS-M50 H48B-TS-M63	T1310480129-000 T1310480136-000 T1310480142-000 T1310480132-000 T1310480140-000 T1310480150-000 T1310480163-000
Hood: Top entry					
	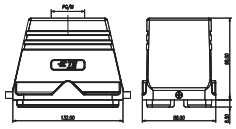	M32 M40 M50 M63	PG29 PG36 PG42	H48B-TG-PG29 H48B-TG-PG36 H48B-TG-PG42 H48B-TG-M32 H48B-TG-M40 H48B-TG-M50 H48B-TG-M63	T1320480129-000 T1320480136-000 T1320480142-000 T1320480132-000 T1320480140-000 T1320480150-000 T1320480163-000
Bulkhead mounted					
	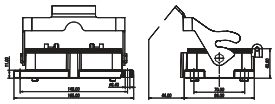			H48B-AG	T1500482000-000
	With protection cover 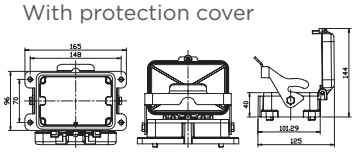			H48B-AD-LB	T1510482000-000
Surface mounted: Side entry					
	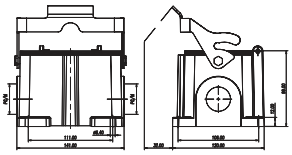	M32 M40 M50 M32 M40 M50	PG29 PG36 PG42 PG29 PG36 PG42	H48B-SGR-PG29 H48B-SGR-PG36 H48B-SGR-PG42 H48B-SGR-M32 H48B-SGR-M40 H48B-SGR-M50 H48B-SGR-2PG29 H48B-SGR-2PG36 H48B-SGR-2PG42 H48B-SGR-2M32 H48B-SGR-2M40 H48B-SGR-2M50	T1610482129-000 T1610482136-000 T1610482142-000 T1610482132-000 T1610482140-000 T1610482150-000 T1610482229-000 T1610482236-000 T1610482242-000 T1610482232-000 T1610482240-000 T1610482250-000
Surface mounted with cover					
	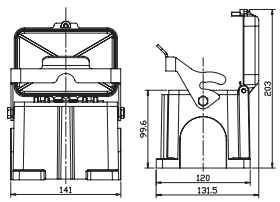	M32 M40 M50 M32 M40 M50	PG29 PG36 PG42 PG29 PG36 PG42	H48B-SDR-PG29 H48B-SDR-PG36 H48B-SDR-PG42 H48B-SDR-M32 H48B-SDR-M40 H48B-SDR-M50 H48B-SDR-2PG29 H48B-SDR-2PG36 H48B-SDR-2PG42 H48B-SDR-2M32 H48B-SDR-2M40 H48B-SDR-2M50	T1620480129-000 T1620480136-000 T1620480142-000 T1620480132-000 T1620480140-000 T1620480150-000 T1620480229-000 T1620480236-000 T1620480242-000 T1620480232-000 T1620480240-000 T1620480250-000

All specifications subject to change. Consult TE Connectivity for latest design specifications.
Contact TE for assistance with any part number configuration.

Crimp contacts HN.D series

10A Contact

Tech data **Material:** copper alloy **Contact resistance:** ≤3mΩ **Terminal:** crimp connection **CDM/Male**	10A Male crimp contacts	Wire gauge		Stripping length	Crimp contacts, silver-plated		Crimp contacts, gold-plated	
		mm²	AWG	mm	Type	Part Number	Type	Part Number
		0.14-0.37	26-22	8.0	CDM-0.14	T2020001002-000	DDM-0.14	T2020011002-000
		0.5	20	8.0	CDM-0.5	T2020001005-000	DDM-0.5	T2020011005-000
		0.75	18	8.0	CDM-0.75	T2020001008-000	DDM-0.75	T2020011008-000
		1.0	18	8.0	CDM-1.0	T2020001010-000	DDM-1.0	T2020011010-000
		1.5	16	8.0	CDM-1.5	T2020001015-000	DDM-1.5	T2020011015-000
		2.5	14	6.0	CDM-2.5	T2020001025-000	DDM-2.5	T2020011025-000
CDF/Female	**10A Female crimp contacts**	0.14-0.37	26-22	8.0	CDF-0.14	T2020002002-000	DDF-0.14	T2020012002-000
		0.5	20	8.0	CDF-0.5	T2020002005-000	DDF-0.5	T2020012005-000
		0.75	18	8.0	CDF-0.75	T2020002008-000	DDF-0.75	T2020012008-000
		1.0	18	8.0	CDF-1.0	T2020002010-000	DDF-1.0	T2020012010-000
		1.5	16	8.0	CDF-1.5	T2020002015-000	DDF-1.5	T2020012015-000
		2.5	14	6.0	CDF-2.5	T2020002025-000	DDF-2.5	T2020012025-000

Crimping tools HN.D series

Description		Type	Part Number
Crimp tool Wire range: 0.5-4.0mm² Suitable for CDM/CDF and CEM/CEF contacts		CRIMPBOX-0.5/4	T3100000001-000
Crimp tool Wire range: 0.14-4.0mm² Suitable for CDM/CDF and CEM/CEF contacts with locator and die		RSZ.HE-HN.D-HVT	1-1105851-8
Removal tools Used for CDM/CDF contact series		REMOV-HD	T3100000003-000
M3 screw driver Used for HA/HE inserts		SCREWD-M3	T3100000009-000

Crimp contacts HD.M series

10A Contact

Tech data	Description		Type	Part Number	Dimensions (mm²)
Material: copper alloy Finish: tin plated hard gold **Contact resistance:** ≤3mΩ **Crimp Terminal:** 0.14-2.5 mm² AWG: 26-14	**Pin contact**	**Socket contact**			
	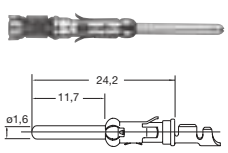	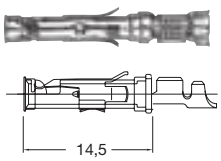	Pin contact tin plated	1-1105000-3 2-1105000-3 4-1105000-3	0.3-0.56 0.5-1.5 1.5-2.5
			Reel contact/pin tin plated	0-0164161-9 0-0166824-2	0.5-1.5 1.5-2.5
			Pin contact gold plated	1-1105000-2 3-1105000-2	0.3-0.56 0.8-1.5
			Reel contact/pin gold plated	0-0164160-4 0-0164161-4	0.3-0.56 0.8-1.5
			Socket contact tin plated	1-1105001-3 2-1105001-3 4-1105001-3	0.3-0.56 0.5-1.5 1.5-2.5
			Socket contact gold plated	1-1105001-2 3-1105001-2	0.3-0.56 0.8-1.5
			Reel contact/socket gold plated	1-0163087-1 0-0163083-7	0.3-0.56 0.8-1.5

Type	Wire cross section	Stripping length
1	0.2-0.56 mm²	3.5 mm
2	0.5-1.5 mm²	3.5 mm
3	0.8-1.5 mm²	3.5 mm
4	1.5-2.5 mm²	3.5 mm

Crimping tools HD.M series

Description		Designation	Part Number	Cross section (mm²)
Crimping tool without locator and die		RSZ.BAS	539635-1	
Locator and die		ERGO-DIE XII	539742-2	0.2-2.5mm² for contacts PN
Extraction tool HD.M		AWZG-HD.M-RSZ	0-1102855-1	all cross sections
Insertion tool		EWZG-RSZ	0-1102855-6	below 0.75mm²

All specifications subject to change. Consult TE Connectivity for latest design specifications.
Contact TE for assistance with any part number configuration.

Notes

HE, HEE, HEEE Series



1. Specifications
DIN VDE 0110 Concerning clearance and creepage distances
DIN VDE 0627 Connectors and plug devices

2. Standards
DIN EN 60 664-1
DIN EN 61 984

3. Approvals

All specifications subject to change. Consult TE Connectivity for latest design specifications.
Contact TE for assistance with any part number configuration.

HE technical characteristics

Specifications ..... DIN EN 60 664-1
..... DIN EN 61 984
Number of contacts ..... 6,10,16,24,32(2x16),
..... 48(2x24) + PE

INSERTS

Working current ..... 16A max
(See current carrying capacity)
Working voltage 500V
Test voltage urms 6KV
Pollution degree 3
Insulation resistance ..... $\geq 10^{10}\Omega$
Material ..... Polycarbonate
Temperature range ..... -40°C...+125°C
Flammability acc. to UL94 ..... V0
Working voltage acc. to UL/CSA 600V
Mechanical working life-mating cycles ..... ≥500

CONTACTS

Material ..... Copper alloy
Surface ..... Hard silver-plated
..... Hard gold-plated
Contact resistance ..... ≤1mΩ
Terminal
..... Crimp terminal
..... Screw terminal
..... Spring terminal
..... Double Spring terminal
-mm^2
Crimp terminal 0.14-4.0
Screw terminal 0.5-2.5
Spring terminal 0.5-2.5
Double Spring terminal 0.2-2.5
-AWG
Crimp terminal 26-12
Screw terminal 20-14
Spring terminal 20-14
Double Spring terminal 26-14
- Tightening/test torque ..... 0.5 Nm

HOODS, HOUSINGS

Material ..... Die cast aluminium
Surface ..... Powder-coated (RAL 7037)
Locking element ..... Stainless steel, steel-zinc plated
Temperature range ..... -40°C... +125°C
Degree of protection acc. to DIN40 050 ..... IP65

CURRENT CARRYING CAPACITY

The current carrying is limited by maximum temperature of materials for inserts and contacts including terminals. Control and test procedures according to DIN IEC 60512-3.

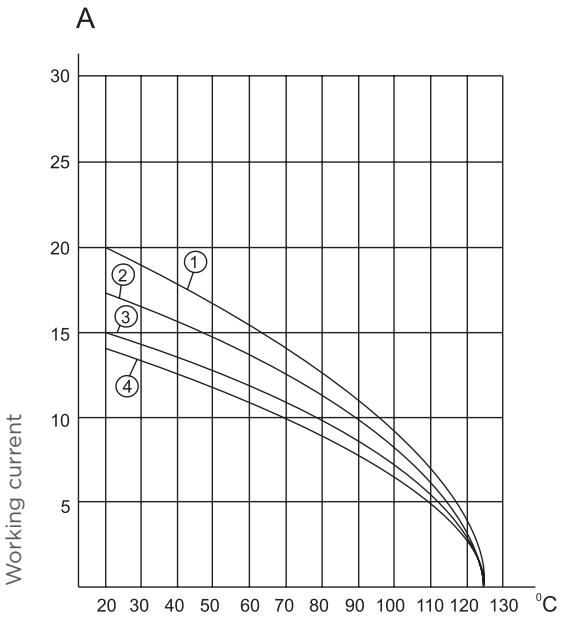

Ambient temperature Wire gauge: 1.5 mm^2

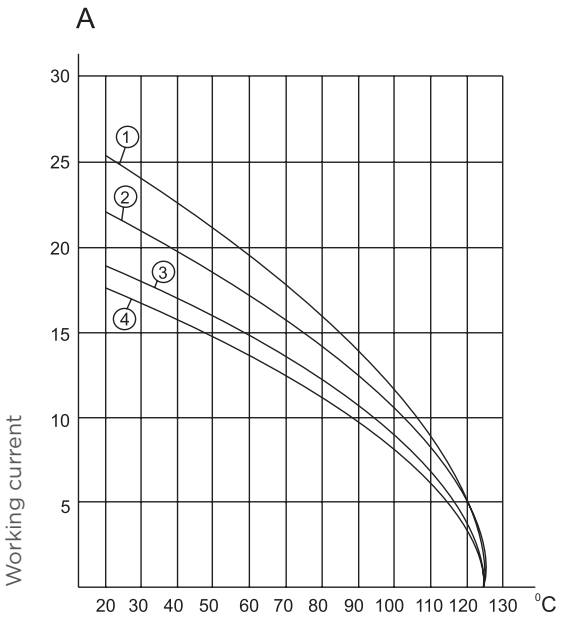

Ambient temperature Wire gauge: 2.5 mm^2

1 HDC-HE-006
2 HDC-HE-010
3 HDC-HE-016
4 HDC-HE-024

HEE technical characteristics

Specifications ..... DIN EN 60 664-1
..... DIN EN 61 984
Number of contacts ..... 10,18,32,46,64(2x32),
..... 92(2x46) + PE

INSERTS

Working current ..... 16A max
(See current carrying capacity)
Working voltage 500V
Test voltage urms 6KV
Pollution degree 3
Insulation resistance ..... ≥10^{10}Ω
Material ..... Polycarbonate
Temperature range ..... -40°C... +125°C
Flammability acc. to UL94 ..... V0
Working voltage acc. to UL/CSA 600V
Mechanical working life-mating cycles ..... ≥500

CONTACTS

Material ..... Copper alloy
Surface ..... Hard silver-plated
..... Hard gold-plated
Contact resistance ..... ≤1mΩ
Terminal ..... Crimp terminal
- mm^2 ..... 0.14-4.0mm^2
- AWG 26-12

HOODS, HOUSINGS

Material ..... Die cast aluminium
Surface ..... Powder-coated (RAL 7037)
Locking element ..... Stainless steel, steel-zinc plated
Temperature range ..... -40°C... +125°C
Degree of protection acc. to DIN40 050 ..... IP65

CURRENT CARRYING CAPACITY

The current carrying is limited by maximum temperature of materials for inserts and contacts including terminals. Control and test procedures according to DIN IEC 60512-3.

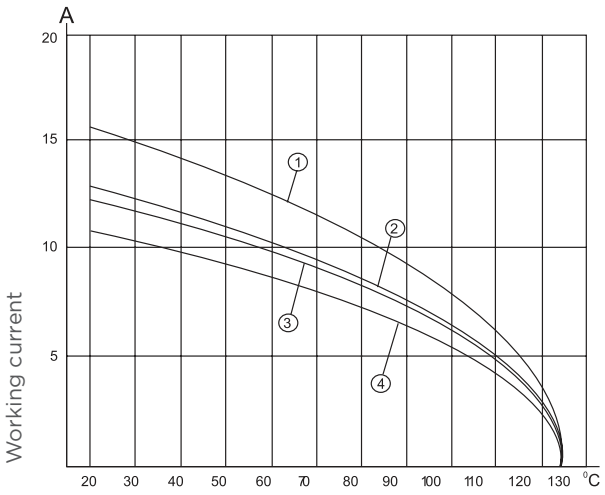

Ambient temperature Wire gauge: 1.5 mm^2

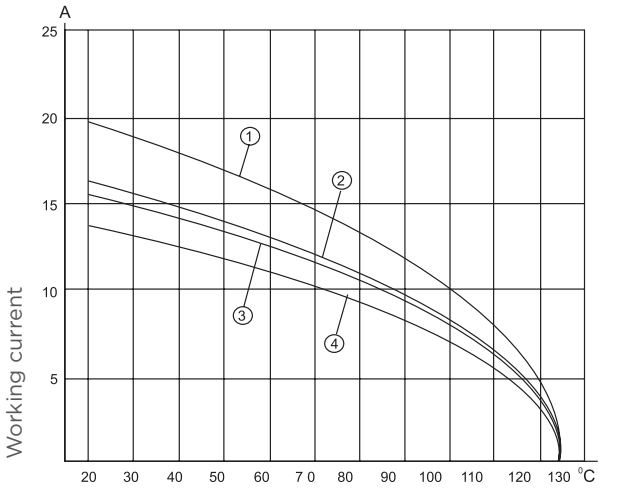

Ambient temperature Wire gauge: 2.5 mm^2

1 HDC-HEE-010
2 HDC-HEE-018
3 HDC-HEE-032
4 HDC-HEE-046

All specifications subject to change. Consult TE Connectivity for latest design specifications.
Contact TE for assistance with any part number configuration.

HEEE technical characteristics

Specifications ..... DIN EN 60 664-1
..... DIN EN 61 984
Number of contacts ..... 20,32,40,48,64,72,80(2x40)
..... 96(2x48),128(2x64), 144(2x72) + PE

INSERTS

Working current ..... 16A max
(See current carrying capacity)
Working voltage .....
HEEE-20,32,48,72,96,144 ..... 400V
HEEE-40,64,80,128 ..... 500V
Test voltage urms 6KV
Pollution degree 3
Insulation resistance ..... ≥10^{10}Ω
Material ..... Polycarbonate
Temperature range ..... -40°C... +125°C
Flammability acc. to UL94 ..... V0
Working voltage acc. to UL/CSA 600V
Mechanical working life-mating cycles ..... ≥500

CONTACTS

Material ..... Copper alloy
Surface ..... Hard silver-plated
..... Hard gold-plated
Contact resistance ..... ≤5mΩ
Terminal ..... Crimp terminal
- mm^2 ..... 0.14-4.0mm^2
- AWG 26-12

HOODS, HOUSINGS

Material ..... Die cast aluminium
Surface ..... Powder-coated (RAL 7037)
Locking element ..... Stainless steel, steel-zinc plated
Temperature range ..... -40°C... +125°C
Degree of protection acc. to DIN40 050 ..... IP65

CURRENT CARRYING CAPACITY

The current carrying is limited by maximum temperature of materials for inserts and contacts including terminals Control and test procedures according to DIN IEC 60512-3.

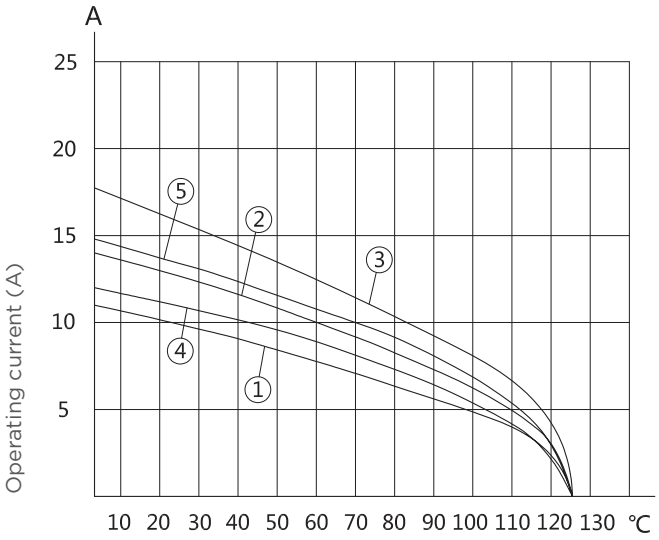

1 HEEE-064 / 1.5 mm^2
2 HEEE-064 / 2.5 mm^2
3 HEEE-064 / 4.0 mm^2
4 HEEE-040 / 1.5 mm^2
5 HEEE-040 / 2.5 mm^2

HE-006 inserts

INSERTS FOR H6B HOOD/HOUSING

500V MAX. 16A

6+⏚

Dimension (mm)	Type	Part Number	
		Male insert	Female insert
Screw terminal			
	HE-006-M	T2040062101-000	
	HE-006-F		T2040062201-000
Spring terminal			
	HE-006-MS	T2040063101-000	
	HE-006-FS		T2040063201-000
Crimp terminal (Order crimp contacts separately)			
	HE-006-MC	T2040064101-000	
	HE-006-FC		T2040064201-000
Spring terminal (Two terminals per contact)			
	HE-006-MSS	T2040065101-000	
	HE-006-FSS		T2040065201-000

16A Contact

Tech data	16A Male crimp contacts	Wire gauge		Strip-ping length	Crimp contacts, silver-plated		Crimp contacts, gold-plated	
Material: copper alloy **Contact resistance:** ≤1mΩ **Terminal:** crimp connection	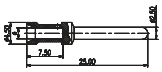	mm²	AWG	mm	Type	Part Number	Type	Part Number
		0.14-0.37	26-22	7.5	CEM-0.3	T2030001002-000	DEM-0.3	T2030011002-000
		0.5	20	7.5	CEM-0.5	T2030001005-000	DEM-0.5	T2030011005-000
		0.75	18	7.5	CEM-0.75	T2030001008-000	DEM-0.75	T2030011008-000
		1.0	18	7.5	CEM-1.0	T2030001010-000	DEM-1.0	T2030011010-000
		1.5	16	7.5	CEM-1.5	T2030001015-000	DEM-1.5	T2030011015-000
		2.5	14	7.5	CEM-2.5	T2030001025-000	DEM-2.5	T2030011025-000
CEM/Male 		4.0	12	7.5	CEM-4.0	T2030001040-000	DEM-4.0	T2030011040-000
CEF/Female 	**16A Female crimp contacts** 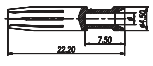	0.14-0.37	26-22	7.5	CEF-0.3	T2030002002-000	DEF-0.3	T2030012002-000
		0.5	20	7.5	CEF-0.5	T2030002005-000	DEF-0.5	T2030012005-000
		0.75	18	7.5	CEF-0.75	T2030002008-000	DEF-0.75	T2030012008-000
		1.0	18	7.5	CEF-1.0	T2030002010-000	DEF-1.0	T2030012010-000
		1.5	16	7.5	CEF-1.5	T2030002015-000	DEF-1.5	T2030012015-000
		2.5	14	7.5	CEF-2.5	T2030002025-000	DEF-2.5	T2030012025-000
		4.0	12	7.5	CEF-4.0	T2030002040-000	DEF-4.0	T2030012040-000

Distance for contact max. 21mm

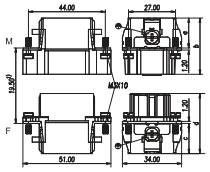

	a	b	c	d
HE	18	33	18	35
HES/HEC	19	34	19	36
HESS	34	49	32	49

Contact arrangement view from termination side

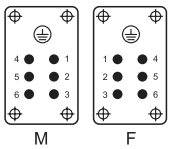

Panel cut-out for inserts for use without hoods/housings

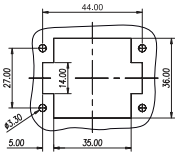

All specifications subject to change. Consult TE Connectivity for latest design specifications.
Contact TE for assistance with any part number configuration.

HEE-010 inserts

INSERTS FOR H6B HOOD/HOUSING

500V MAX. 16A

10+⏚

Dimensions (mm)		Type	Part Number	
			Male insert	Female insert
Crimp terminal (order crimp contacts separately)				
	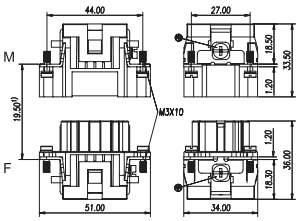	HEE-010-M	T2050102101-000	
		HEE-010-F		T2050102201-000
Contact arrangement view from termination side	Panel cut out for inserts for use without hoods/housings			
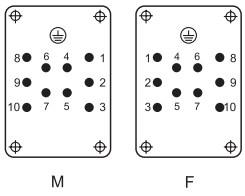	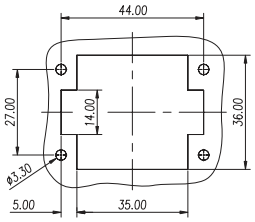			

16A Contact

Tech data	16A Male crimp contacts	Wire gauge		Strip-ping length	Crimp contacts, silver-plated		Crimp contacts, gold-plated	
		mm²	AWG	mm	Type	Part Number	Type	Part Number
Material: copper alloy **Contact resistance:** ≤1mΩ **Terminal:** crimp connection **CEM/Male** 	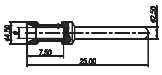	0.14-0.37	26-22	7.5	CEM-0.3	T2030001002-000	DEM-0.3	T2030011002-000
		0.5	20	7.5	CEM-0.5	T2030001005-000	DEM-0.5	T2030011005-000
		0.75	18	7.5	CEM-0.75	T2030001008-000	DEM-0.75	T2030011008-000
		1.0	18	7.5	CEM-1.0	T2030001010-000	DEM-1.0	T2030011010-000
		1.5	16	7.5	CEM-1.5	T2030001015-000	DEM-1.5	T2030011015-000
		2.5	14	7.5	CEM-2.5	T2030001025-000	DEM-2.5	T2030011025-000
		4.0	12	7.5	CEM-4.0	T2030001040-000	DEM-4.0	T2030011040-000
CEF/Female 	**16A Female crimp contacts** 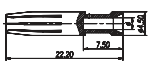	0.14-0.37	26-22	7.5	CEF-0.3	T2030002002-000	DEF-0.3	T2030012002-000
		0.5	20	7.5	CEF-0.5	T2030002005-000	DEF-0.5	T2030012005-000
		0.75	18	7.5	CEF-0.75	T2030002008-000	DEF-0.75	T2030012008-000
		1.0	18	7.5	CEF-1.0	T2030002010-000	DEF-1.0	T2030012010-000
		1.5	16	7.5	CEF-1.5	T2030002015-000	DEF-1.5	T2030012015-000
		2.5	14	7.5	CEF-2.5	T2030002025-000	DEF-2.5	T2030012025-000
		4.0	12	7.5	CEF-4.0	T2030002040-000	DEF-4.0	T2030012040-000

HEEE-020 inserts

INSERTS FOR H6B HOOD/HOUSING

400V MAX. 16A

20+⏚

Dimensions (mm)		Type	Part Number	
			Male insert	Female insert
Crimp terminal (order crimp contacts separately)				
	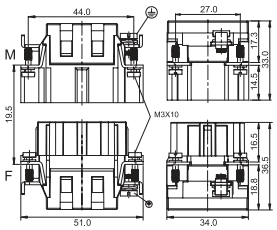	HEEE-020-M	T2050202101-000	
		HEEE-020-F		T2050202201-000
Contact arrangement view from termination side	Panel cut out for inserts for use without hoods/housings			
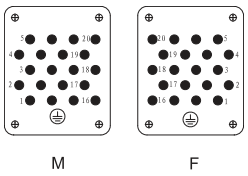	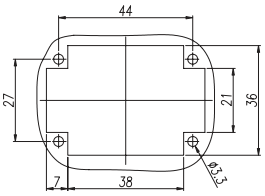			

16A Contact

Tech data	16A Male crimp contacts	Wire gauge		Strip-ping length	Crimp contacts, silver-plated		Crimp contacts, gold-plated	
		mm²	AWG	mm	Type	Part Number	Type	Part Number
Material: copper alloy **Contact resistance:** ≤1mΩ **Terminal:** crimp connection **CEM/Male** 	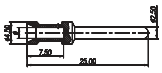	0.14-0.37	26-22	7.5	CEM-0.3	T2030001002-000	DEM-0.3	T2030011002-000
		0.5	20	7.5	CEM-0.5	T2030001005-000	DEM-0.5	T2030011005-000
		0.75	18	7.5	CEM-0.75	T2030001008-000	DEM-0.75	T2030011008-000
		1.0	18	7.5	CEM-1.0	T2030001010-000	DEM-1.0	T2030011010-000
		1.5	16	7.5	CEM-1.5	T2030001015-000	DEM-1.5	T2030011015-000
		2.5	14	7.5	CEM-2.5	T2030001025-000	DEM-2.5	T2030011025-000
		4.0	12	7.5	CEM-4.0	T2030001040-000	DEM-4.0	T2030011040-000
CEF/Female 	**16A Female crimp contacts** 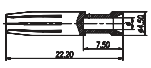	0.14-0.37	26-22	7.5	CEF-0.3	T2030002002-000	DEF-0.3	T2030012002-000
		0.5	20	7.5	CEF-0.5	T2030002005-000	DEF-0.5	T2030012005-000
		0.75	18	7.5	CEF-0.75	T2030002008-000	DEF-0.75	T2030012008-000
		1.0	18	7.5	CEF-1.0	T2030002010-000	DEF-1.0	T2030012010-000
		1.5	16	7.5	CEF-1.5	T2030002015-000	DEF-1.5	T2030012015-000
		2.5	14	7.5	CEF-2.5	T2030002025-000	DEF-2.5	T2030012025-000
		4.0	12	7.5	CEF-4.0	T2030002040-000	DEF-4.0	T2030012040-000

All specifications subject to change. Consult TE Connectivity for latest design specifications.
Contact TE for assistance with any part number configuration.

H6B with 1 lever on the hoods/housings

POWDER-COATED, RAL 7037

Dimensions (mm)		Metr.	PG	Type	Part Number
Hood: Side entry					
	Low construction 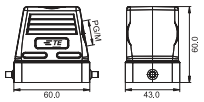	M20 M25	PG16 PG21	H6B-TS-PG16 H6B-TS-PG21 H6B-TS-M20 H6B-TS-M25	T1310060116-000 T1310060121-000 T1310060120-000 T1310060125-000
	High construction 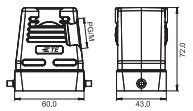	M20 M25 M32	PG21 PG29	H6B-TSH-PG21 H6B-TSH-PG29 H6B-TSH-M20 H6B-TSH-M25 H6B-TSH-M32	T1330060121-000 T1330060129-000 T1330060120-000 T1330060125-000 T1330060132-000
Hood: Top entry					
	Low construction 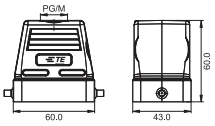	M20 M25	PG16 PG21	H6B-TG-PG16 H6B-TG-PG21 H6B-TG-M20 H6B-TG-M25	T1320060116-000 T1320060121-000 T1320060120-000 T1320060125-000
	High construction 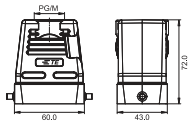	M20 M25 M32	PG21 PG29	H6B-TGH-PG21 H6B-TGH-PG29 H6B-TGH-M20 H6B-TGH-M25 H6B-TGH-M32	T1340060121-000 T1340060129-000 T1340060120-000 T1340060125-000 T1340060132-000
Cable-to-cable hood					
	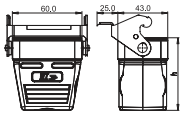 Low construction High construction Construction / H Low / 62.5 Hight / 74.5	M20 M25 M20 M25 M32	PG16 PG21 PG29	H6B-TBFS-PG16 H6B-TBFS-M20 H6B-TBFS-M25 H6B-TBFHS-PG21 H6B-TBFHS-PG29 H6B-TBFHS-M20 H6B-TBFHS-M25 H6B-TBFHS-M32	T1730062116-000 T1730062120-000 T1730062125-000 T1770062121-000 T1770062129-000 T1770062120-000 T1770062125-000 T1770062132-000
Protection covers for hoods					
	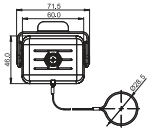			H6B-KDTP	T1010061400-000

H6B with 1 lever on the hoods/housings

POWDER-COATED, RAL 7037

Dimensions (mm)	Metr.	PG	Type	Part Number
Bulkhead mounted				
 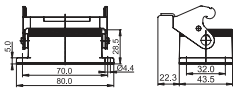			H6B-AGS	T1500062000-000
 With protection cover 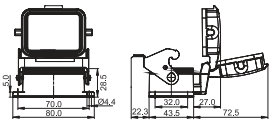			H6B-ADS	T1510062100-000
Surface mounted: Side entry				
 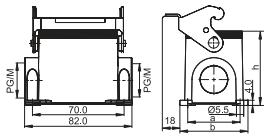 	M20 M25 M20 M25 M25 M32 M25 M32	PG16 PG21 PG16 PG21 PG21 PG29 PG21 PG29 M25 M32	H6B-SGRS-PG16 H6B-SGRS-PG21 H6B-SGRS-M20 H6B-SGRS-M25 H6B-SGRS-2PG16 H6B-SGRS-2PG21 H6B-SGRS-2M20 H6B-SGRS-2M25 H6B-SGRHS-PG21 H6B-SGRHS-PG29 H6B-SGRHS-M25 H6B-SGRHS-M32 H6B-SGRHS-2PG21 H6B-SGRHS-2PG29 H6B-SGRHS-2M25 H6B-SGRHS-2M32	T1610062116-000 T1610062121-000 T1610062120-000 T1610062125-000 T1610062216-000 T1610062221-000 T1610062220-000 T1610062225-000 T1650062121-000 T1650062129-000 T1650062125-000 T1650062132-000 T1650062221-000 T1650062229-000 T1650062225-000 T1650062232-000
 With protection cover 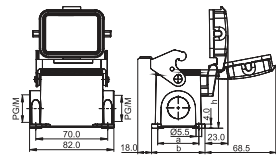	M20 M25 M20 M25 M25 M32 M25 M32	PG16 PG21 PG16 PG21 PG21 PG29 PG21 PG29 M25 M32	H6B-SDRS-PG16 H6B-SDRS-PG21 H6B-SDRS-M20 H6B-SDRS-M25 H6B-SDRS-2PG16 H6B-SDRS-2PG21 H6B-SDRS-2M20 H6B-SDRS-2M25 H6B-SDRHS-PG21 H6B-SDRHS-PG29 H6B-SDRHS-M25 H6B-SDRHS-M32 H6B-SDRHS-2PG21 H6B-SDRHS-2PG29 H6B-SDRHS-2M25 H6B-SDRHS-2M32	T1620062116-000 T1620062121-000 T1620062120-000 T1620062125-000 T1620062216-000 T1620062221-000 T1620062220-000 T1620062225-000 T1660062121-000 T1660062129-000 T1660062125-000 T1660062132-000 T1660062221-000 T1660062229-000 T1660062225-000 T1660062232-000

Construction	A	B	H
Low	40	52	56
Hight	45	57	74

Construction	A	B	H
Low	40	52	56
Hight	45	57	74

All specifications subject to change. Consult TE Connectivity for latest design specifications.
Contact TE for assistance with any part number configuration.

HIP.6/16, HIP-K.6/16, EMV-K.6/16 housings

HIP: Pressure-tight, silver-grey
HIP-K: Housings corrosion-resistant, black, according to DIN IEC 68 T2-52 and ASTM B117-09 > 1000h
EMV-K: Protection against electro-magnetic interference, pressure-tight, housings corrosion-resistant, black

Screw lock on hood — **IP 68 / IP 69 K**

Description		Metr.	PG	Type	Part Number
Hood: Side entry					
	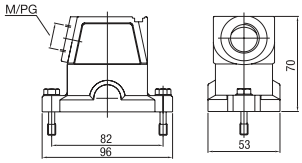	M25	16	**HIP** HIP.6/16.STS.1.16.G HIP.6/16.STS.1.M25.G	1-1102631-5 0-1106425-2
				HIP-K	
			16	HIP-K.6/16.STS.1.16.G	2-1102631-5
			21	HIP-K.6/16.STS.1.21.G	2-1102633-5
		M25		HIP-K.6/16.STS.1.M25.G	0-1106425-4
				EMV-K	
			16	EMV-K.6/16.STS.1.16.G	4-1102704-5
		M25		EMV-K.6/16.STS.1.M25.G	0-1106416-4
Hood: Top entry					
	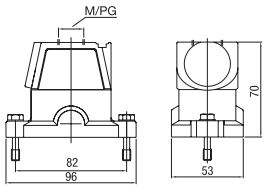	M32	16	**HIP** HIP.6/16.STO.1.16.G HIP.6/16.STO.1.M32.G	1-1102635-5 0-1106425-1
				HIP-K	
			16	HIP-K.6/16.STO.1.16.G	2-1102635-5
			21	HIP-K.6/16.STO.1.21.G	2-1102637-5
		M25		HIP-K.6/16.STO.1.M25.G	0-1106425-6
		M32		HIP-K.6/16.STO.1.M32.G	0-1106425-3
				EMV-K	
			13	EMV-K.6/16.STO.1.13.G	0-1108719-1
			16	EMV-K.6/16.STO.1.16.G	4-1102706-5
			21	EMV-K.6/16.STO.1.21.G	4-1102707-5
		M32		EMV-K.6/16.STO.1.M32.G	0-1106416-3
Surface mounted housing: Bottom entry					
	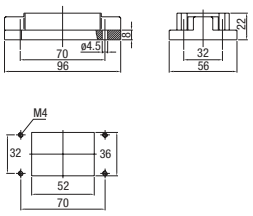			**HIP** HIP.6/16.AG	1-1102638-5
				HIP-K HIP-K.6/16.AG	2-1102638-5
				EMV-K EMV-K.6/16.AG	4-1102710-5
	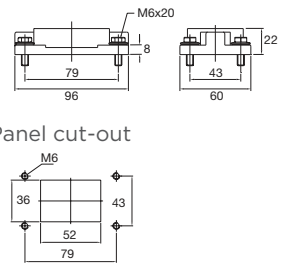			**HIP** HIP.6/16.AG.M6	1-1102606-5
				HIP-K HIP-K.6/16.AG.M6	2-1102606-5
				EMV-K EMV-K.6/16.AG.M6	4-1102712-5

HIP.6/16, HIP-K.6/16, EMV-K.6/16 housings

HIP: Pressure-tight, silver-grey
HIP-K: Housings corrosion-resistant, black, according to DIN IEC 68 T2-52 and ASTM B117-09 > 1000h
EMV-K: Protection against electro-magnetic interference, pressure-tight, housings corrosion-resistant, black

Screw lock on hood **IP 68 / IP 69 K**

Description		Metr.	PG	Type	Part Number
Surface mounted housing: Side entry					
	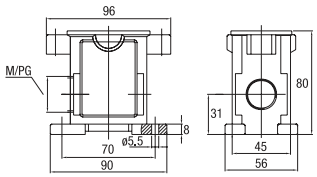			**HIP**	
		2xM32	16	HIP.6/16.SG.1.16.G	1-1102604-5
			2x16	HIP.6/16.SG.2.16.G	1-1102605-5
				HIP.6/16.SG.2.M32.G	0-1106424-1
				HIP-K	
		2xM25	16	HIP-K.6/16.SG.1.16.G	2-1102604-5
			2x16	HIP-K.6/16.SG.2.16.G	2-1102605-5
				HIP-K.6/16.SG.2.M25.G	0-1102942-1
		2xM32		HIP-K.6/16.SG.2.M32.G	0-1106424-2
				EMV-K	
		2xM25	16	EMV-K.6/16.SG.1.16.G	5-1102708-5
			2x16	EMV-K.6/16.SG.2.16.G	5-1102709-5
				EMV-K.6/16.SG.2.M25.G	0-1106413-3
		2xM32		EMV-K.6/16.SG.2.M32.G	0-1106415-2
Protective covers for housings					
	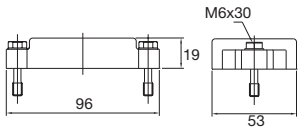			**HIP** HIP/EMV.6/16.SKB	3-1106201-5
				HIP-K HIP-K/EMV-K.6/16.SKB	4-1106201-5
				EMV-K HIP-K/EMV-K.6/16.SKB	4-1106201-5

All specifications subject to change. Consult TE Connectivity for latest design specifications.
Contact TE for assistance with any part number configuration.

HE-010 inserts

INSERTS FOR H10B HOOD/HOUSING

500V MAX. 16A

10+⏚

Dimension (mm)	Type	Part Number	
		Male insert	Female insert
Screw terminal			
	HE-010-M	T2040102101-000	
	HE-010-F		T2040102201-000
Spring terminal			
	HE-010-MS	T2040103101-000	
	HE-010-FS		T2040103201-000
Crimp terminal (Order crimp contacts separately)			
	HE-010-MC	T2040104101-000	
	HE-010-FC		T2040104201-000
Spring terminal (Two terminals per contact)			
	HE-010-MSS	T2040105101-000	
	HE-010-FSS		T2040105201-000

16A Contact

Tech data	16A Male crimp contacts	Wire gauge		Stripping length	Crimp contacts, silver-plated		Crimp contacts, gold-plated	
Material: copper alloy **Contact resistance:** ≤1mΩ **Terminal:** crimp connection **CEM/Male** 	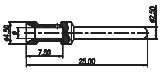	mm²	AWG	mm	Type	Part Number	Type	Part Number
		0.14-0.37	26-22	7.5	CEM-0.3	T2030001002-000	DEM-0.3	T2030011002-000
		0.5	20	7.5	CEM-0.5	T2030001005-000	DEM-0.5	T2030011005-000
		0.75	18	7.5	CEM-0.75	T2030001008-000	DEM-0.75	T2030011008-000
		1.0	18	7.5	CEM-1.0	T2030001010-000	DEM-1.0	T2030011010-000
		1.5	16	7.5	CEM-1.5	T2030001015-000	DEM-1.5	T2030011015-000
		2.5	14	7.5	CEM-2.5	T2030001025-000	DEM-2.5	T2030011025-000
		4.0	12	7.5	CEM-4.0	T2030001040-000	DEM-4.0	T2030011040-000
CEF/Female 	**16A Female crimp contacts** 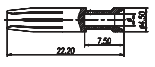	0.14-0.37	26-22	7.5	CEF-0.3	T2030002002-000	DEF-0.3	T2030012002-000
		0.5	20	7.5	CEF-0.5	T2030002005-000	DEF-0.5	T2030012005-000
		0.75	18	7.5	CEF-0.75	T2030002008-000	DEF-0.75	T2030012008-000
		1.0	18	7.5	CEF-1.0	T2030002010-000	DEF-1.0	T2030012010-000
		1.5	16	7.5	CEF-1.5	T2030002015-000	DEF-1.5	T2030012015-000
		2.5	14	7.5	CEF-2.5	T2030002025-000	DEF-2.5	T2030012025-000
		4.0	12	7.5	CEF-4.0	T2030002040-000	DEF-4.0	T2030012040-000

Distance for contact max. 21mm

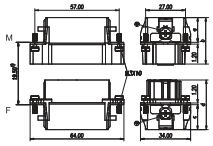

	a	b	c	d
HE	18	33	18	35
HES/HEC	19	34	19	36
HESS	34	49	32	49

Contact arrangement view from termination side

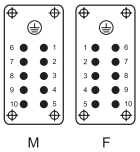

Panel cut-out for inserts for use without hoods/housings

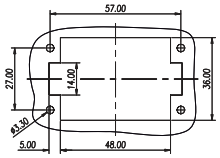

HEE-018 inserts

INSERTS FOR H10B HOOD/HOUSING

500V MAX. 16A

18+ ⏚

Dimensions (mm)		Type	Part Number	
			Male insert	Female insert
Crimp terminal (order crimp contacts separately)				
	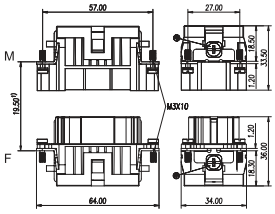	HEE-018-M	T2050182101-000	
		HEE-018-F		T2050182201-000
Contact arrangement view from termination side	Panel cut out for inserts for use without hoods/housings			
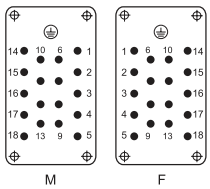	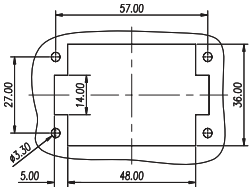			

16A Contact

Tech data **Material:** copper alloy **Contact resistance:** ≤1mΩ **Terminal:** crimp connection	16A Male crimp contacts	Wire gauge		Stripping length	Crimp contacts, silver-plated		Crimp contacts, gold-plated	
		mm²	AWG	mm	Type	Part Number	Type	Part Number
CEM/Male 		0.14-0.37	26-22	7.5	CEM-0.3	T2030001002-000	DEM-0.3	T2030011002-000
		0.5	20	7.5	CEM-0.5	T2030001005-000	DEM-0.5	T2030011005-000
		0.75	18	7.5	CEM-0.75	T2030001008-000	DEM-0.75	T2030011008-000
		1.0	18	7.5	CEM-1.0	T2030001010-000	DEM-1.0	T2030011010-000
		1.5	16	7.5	CEM-1.5	T2030001015-000	DEM-1.5	T2030011015-000
		2.5	14	7.5	CEM-2.5	T2030001025-000	DEM-2.5	T2030011025-000
		4.0	12	7.5	CEM-4.0	T2030001040-000	DEM-4.0	T2030011040-000
CEF/Female 	16A Female crimp contacts 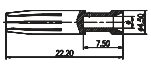	0.14-0.37	26-22	7.5	CEF-0.3	T2030002002-000	DEF-0.3	T2030012002-000
		0.5	20	7.5	CEF-0.5	T2030002005-000	DEF-0.5	T2030012005-000
		0.75	18	7.5	CEF-0.75	T2030002008-000	DEF-0.75	T2030012008-000
		1.0	18	7.5	CEF-1.0	T2030002010-000	DEF-1.0	T2030012010-000
		1.5	16	7.5	CEF-1.5	T2030002015-000	DEF-1.5	T2030012015-000
		2.5	14	7.5	CEF-2.5	T2030002025-000	DEF-2.5	T2030012025-000
		4.0	12	7.5	CEF-4.0	T2030002040-000	DEF-4.0	T2030012040-000

All specifications subject to change. Consult TE Connectivity for latest design specifications.
Contact TE for assistance with any part number configuration.

HEEE-032 inserts

INSERTS FOR H10B HOOD/HOUSING

400V MAX. 16A

32+⏚

Dimensions (mm)		Type	Part Number	
			Male insert	Female insert
Crimp terminal (order crimp contacts separately)				
	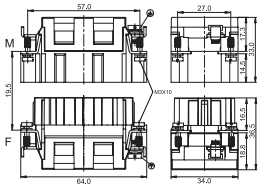	HEEE-032-M	T2050323101-000	
		HEEE-032-F		T2050323201-000
Contact arrangement view from termination side	Panel cut out for inserts for use without hoods/housings			
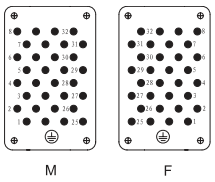	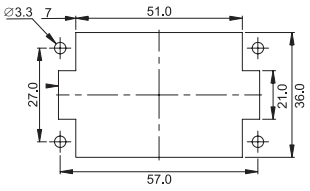			

16A Contact

Tech data **Material:** copper alloy **Contact resistance:** ≤1mΩ **Terminal:** crimp connection	16A Male crimp contacts	Wire gauge		Strip-ping length	Crimp contacts, silver-plated		Crimp contacts, gold-plated	
		mm²	AWG	mm	Type	Part Number	Type	Part Number
CEM/Male 		0.14-0.37	26-22	7.5	CEM-0.3	T2030001002-000	DEM-0.3	T2030011002-000
		0.5	20	7.5	CEM-0.5	T2030001005-000	DEM-0.5	T2030011005-000
		0.75	18	7.5	CEM-0.75	T2030001008-000	DEM-0.75	T2030011008-000
		1.0	18	7.5	CEM-1.0	T2030001010-000	DEM-1.0	T2030011010-000
		1.5	16	7.5	CEM-1.5	T2030001015-000	DEM-1.5	T2030011015-000
		2.5	14	7.5	CEM-2.5	T2030001025-000	DEM-2.5	T2030011025-000
		4.0	12	7.5	CEM-4.0	T2030001040-000	DEM-4.0	T2030011040-000
CEF/Female 	16A Female crimp contacts 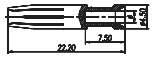	0.14-0.37	26-22	7.5	CEF-0.3	T2030002002-000	DEF-0.3	T2030012002-000
		0.5	20	7.5	CEF-0.5	T2030002005-000	DEF-0.5	T2030012005-000
		0.75	18	7.5	CEF-0.75	T2030002008-000	DEF-0.75	T2030012008-000
		1.0	18	7.5	CEF-1.0	T2030002010-000	DEF-1.0	T2030012010-000
		1.5	16	7.5	CEF-1.5	T2030002015-000	DEF-1.5	T2030012015-000
		2.5	14	7.5	CEF-2.5	T2030002025-000	DEF-2.5	T2030012025-000
		4.0	12	7.5	CEF-4.0	T2030002040-000	DEF-4.0	T2030012040-000

H10B with 2 levers on the hoods/housings

POWDER-COATED, RAL 7037

Dimensions (mm)		Metr.	PG	Type	Part Number
Hood: Side entry					
	Low construction 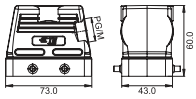	M20 M25	PG16 PG21	H10B-TS-PG16 H10B-TS-PG21 H10B-TS-M20 H10B-TS-M25	T1210100116-000 T1210100121-000 T1210100120-000 T1210100125-000
	High construction 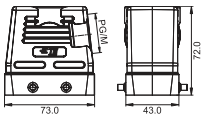	M20 M25 M32	PG21 PG29	H10B-TSH-PG21 H10B-TSH-PG29 H10B-TSH-M20 H10B-TSH-M25 H10B-TSH-M32	T1230100121-000 T1230100129-000 T1230100120-000 T1230100125-000 T1230100132-000
Hood: Top entry					
	Low construction 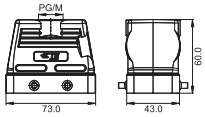	M20 M25	PG16 PG21	H10B-TG-PG16 H10B-TG-PG21 H10B-TG-M20 H10B-TG-M25	T1220100116-000 T1220100121-000 T1220100120-000 T1220100125-000
	High construction 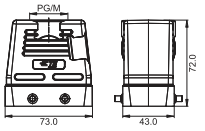	M20 M25 M32	PG21 PG29	H10B-TGH-PG21 H10B-TGH-PG29 H10B-TGH-M20 H10B-TGH-M25 H10B-TGH-M32	T1240100121-000 T1240100129-000 T1240100120-000 T1240100125-000 T1240100132-000
Cable-to-cable hood					
	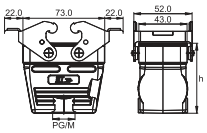 <table><tr><td>Construction</td><td>H</td></tr><tr><td>Low</td><td>62.5</td></tr><tr><td>Hight</td><td>74.5</td></tr></table>	M20 M25 M25 M32	PG16 PG21 PG29	H10B-TBFS-PG16 H10B-TBFS-M20 H10B-TBFS-M25 H10B-TBFHS-PG21 H10B-TBFHS-PG29 H10B-TBFHS-M25 H10B-TBFHS-M32	T1710101116-000 T1710101120-000 T1710101125-000 T1750101121-000 T1750101129-000 T1750101125-000 T1750101132-000
Protection covers for hoods					
	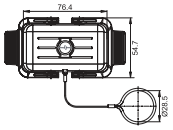			H10B-KDTP	T1010101400-000
Housing protection cover					
	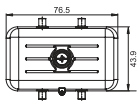			H10B-KDBP	T1010102100-000

All specifications subject to change. Consult TE Connectivity for latest design specifications.
Contact TE for assistance with any part number configuration.

H10B with 2 levers on the hoods/housings

POWDER-COATED, RAL 7037

Dimensions (mm)	Metr.	PG	Type	Part Number
Bulkhead mounted				
 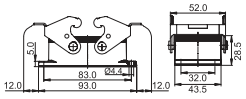			H10B-AGS	T1410101000-000
Surface mounted: Side entry				
 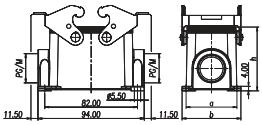 1 Side entry, Low construction; 2 Side entry, 1 Side entry, High construction; 2 Side entry	M20 M25 M20 M25 M25 M32 M25 M32	PG16 PG21 PG16 PG21 PG21 PG29 PG21 PG29	H10B-SGRS-PG16 H10B-SGRS-PG21 H10B-SGRS-M20 H10B-SGRS-M25 H10B-SGRS-2PG16 H10B-SGRS-2PG21 H10B-SGRS-2M20 H10B-SGRS-2M25 H10B-SGRHS-PG21 H10B-SGRHS-PG29 H10B-SGRHS-M25 H10B-SGRHS-M32 H10B-SGRHS-2PG21 H10B-SGRHS-2PG29 H10B-SGRHS-2M25 H10B-SGRHS-2M32	T1440101116-000 T1440101121-000 T1440101120-000 T1440101125-000 T1440101216-000 T1440101221-000 T1440101220-000 T1440101225-000 T1470101121-000 T1470101129-000 T1470101125-000 T1470101132-000 T1470101221-000 T1470101229-000 T1470101225-000 T1470101232-000

Construction	A	B	H
Low	40	52	56
Hight	45	57	74

Side entry housing with two levers				
 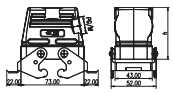 Low construction; High construction	M20 M25 M25 M32	PG16 PG21 PG21 PG29	H10B-TSBS-PG16 H10B-TSBS-PG21 H10B-TSBS-M20 H10B-TSBS-M25 H10B-TSBHS-PG21 H10B-TSBHS-PG29 H10B-TSBHS-M25 H10B-TSBHS-M32	T1250103116-000 T1250103121-000 T1250103120-000 T1250103125-000 T1270103121-000 T1270103129-000 T1270103125-000 T1270103132-000

Construction	H
Low	60
Hight	72

Top entry housing with two levers				
 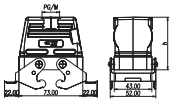 Low construction; High construction	M20 M25 M25 M32	PG16 PG21 PG21 PG29	H10B-TGBS-PG16 H10B-TGBS-PG21 H10B-TGBS-M20 H10B-TGBS-M25 H10B-TGBHS-PG21 H10B-TGBHS-PG29 H10B-TGBHS-M25 H10B-TGBHS-M32	T1260103116-000 T1260103121-000 T1260103120-000 T1260103125-000 T1280103121-000 T1280103129-000 T1280103125-000 T1280103132-000

Construction	H
Low	60
Hight	72

Bulkhead mounted with 4 bolts				
 With protection cover 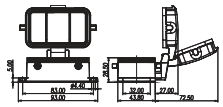 1 Side entry, Low construction; 2 Side entry			H10B-AD-BO	T1430100000-000
 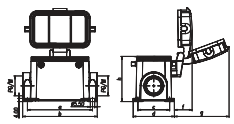 1 Side entry, High construction; 2 Side entry	M20 M25 M20 M25 M25 M32 M25 M32	PG16 PG21 PG16 PG21 PG21 PG29 PG21 PG29	H10B-SDR-BO-PG16 H10B-SDR-BO-PG21 H10B-SDR-BO-M20 H10B-SDR-BO-M25 H10B-SDR-BO-2PG16 H10B-SDR-BO-2PG21 H10B-SDR-BO-2M20 H10B-SDR-BO-2M25 H10B-SDRH-BO-PG21 H10B-SDRH-BO-PG29 H10B-SDRH-BO-M25 H10B-SDRH-BO-M32 H10B-SDRH-BO-2PG21 H10B-SDRH-BO-2PG29 H10B-SDRH-BO-2M25 H10B-SDRH-BO-2M32	T1460100116-000 T1460100121-000 T1460100120-000 T1460100125-000 T1460100216-000 T1460100221-000 T1460100220-000 T1460100225-000 T1490100121-000 T1490100129-000 T1490100125-000 T1490100132-000 T1490100221-000 T1490100229-000 T1490100225-000 T1490100232-000

Construction	A	B	C	D	F	G	H
Low	82	94	40	52	22	67	54
Hight	82	94	45	57	20	65	74

H10B with 1 lever on the hoods/housings

POWDER-COATED, RAL 7037

Dimensions (mm)		Metr.	PG	Type	Part Number
Hood: Side entry					
	Low construction 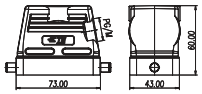	M20 M25	PG16 PG21	H10B-TS-RO-PG16 H10B-TS-RO-PG21 H10B-TS-RO-M20 H10B-TS-RO-M25	T1310100116-000 T1310100121-000 T1310100120-000 T1310100125-000
	High construction 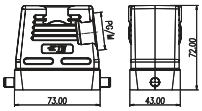	M20 M25 M32	PG21 PG29	H10B-TSH-RO-PG21 H10B-TSH-RO-PG29 H10B-TSH-RO-M20 H10B-TSH-RO-M25 H10B-TSH-RO-M32	T1330100121-000 T1330100129-000 T1330100120-000 T1330100125-000 T1330100132-000
Hood: Top entry					
	Low construction 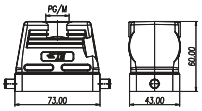	M20 M25	PG16 PG21	H10B-TG-RO-PG16 H10B-TG-RO-PG21 H10B-TG-RO-M20 H10B-TG-RO-M25	T1320100116-000 T1320100121-000 T1320100120-000 T1320100125-000
	High construction 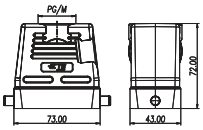	M20 M25 M32	PG21 PG29	H10B-TGH-RO-PG21 H10B-TGH-RO-PG29 H10B-TGH-RO-M20 H10B-TGH-RO-M25 H10B-TGH-RO-M32	T1340100121-000 T1340100129-000 T1340100120-000 T1340100125-000 T1340100132-000
Cable-to-cable hood					
	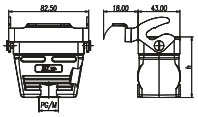 Low construction High construction Construction / H Low / 62.5 Hight / 74.5	M20 M25 M25 M32	PG16 PG21 PG29	H10B-TBF-LB-PG16 H10B-TBF-LB-M20 H10B-TBF-LB-M25 H10B-TBFH-LB-PG21 H10B-TBFH-LB-PG29 H10B-TBFH-LB-M25 H10B-TBFH-LB-M32	T1730103116-000 T1730103120-000 T1730103125-000 T1770103121-000 T1770103129-000 T1770103125-000 T1770103132-000
Protection covers for hoods					
				H10B-KDTP-LB	T1010101500-000

All specifications subject to change. Consult TE Connectivity for latest design specifications.
Contact TE for assistance with any part number configuration.

H10B with 1 lever on the hoods/housings

POWDER-COATED, RAL 7037

Dimensions (mm)	Metr.	PG	Type	Part Number
Bulkhead mounted				
 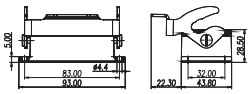			H10B-AG-LB	T1500103000-000
 With protection cover 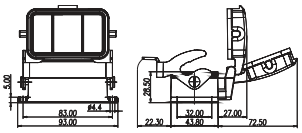			H10B-AD-LB H10B-ADM-LB	T1510103000-000 T1510103001-000
Surface mounted: Side entry				
 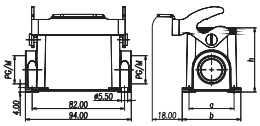 1 Side entry Low construction 2 Side entry 1 Side entry High construction 2 Side entry	M20 M25 M20 M25 M25 M32 M25 M32	PG16 PG21 PG16 PG21 PG21 PG29 PG21 PG29 M25 M32	H10B-SGR-LB-PG16 H10B-SGR-LB-PG21 H10B-SGR-LB-M20 H10B-SGR-LB-M25 H10B-SGR-LB-2PG16 H10B-SGR-LB-2PG21 H10B-SGR-LB-2M20 H10B-SGR-LB-2M25 H10B-SGRH-LB-PG21 H10B-SGRH-LB-PG29 H10B-SGRH-LB-M25 H10B-SGRH-LB-M32 H10B-SGRH-LB-2PG21 H10B-SGRH-LB-2PG29 H10B-SGRH-LB-2M25 H10B-SGRH-LB-2M32	T1610103116-000 T1610103121-000 T1610103120-000 T1610103125-000 T1610103216-000 T1610103221-000 T1610103220-000 T1610103225-000 T1650103121-000 T1650103129-000 T1650103125-000 T1650103132-000 T1650103221-000 T1650103229-000 T1650103225-000 T1650103232-000
 With protection cover 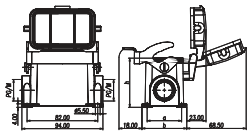 1 Side entry Low construction 2 Side entry 1 Side entry High construction 2 Side entry	M20 M25 M20 M25 M25 M32 M25 M32	PG16 PG21 PG16 PG21 PG21 PG29 PG21 PG29 M25 M32	H10B-SDR-LB-PG16 H10B-SDR-LB-PG21 H10B-SDR-LB-M20 H10B-SDR-LB-M25 H10B-SDR-LB-2PG16 H10B-SDR-LB-2PG21 H10B-SDR-LB-2M20 H10B-SDR-LB-2M25 H10B-SDRH-LB-PG21 H10B-SDRH-LB-PG29 H10B-SDRH-LB-M25 H10B-SDRH-LB-M32 H10B-SDRH-LB-2PG21 H10B-SDRH-LB-2PG29 H10B-SDRH-LB-2M25 H10B-SDRH-LB-2M32	T1620103116-000 T1620103121-000 T1620103120-000 T1620103125-000 T1620103216-000 T1620103221-000 T1620103220-000 T1620103225-000 T1660103121-000 T1660103129-000 T1660103125-000 T1660103132-000 T1660103221-000 T1660103229-000 T1660103225-000 T1660103232-000

Construction	A	B	H
Low	40	52	54
Hight	45	57	74

Construction	A	B	H
Low	40	52	54
Hight	45	57	74

HIP.10/24, HIP-K.10/24, EMV-K.10/24 housings

HIP: Pressure-tight, silver-grey
HIP-K: Housings corrosion-resistant, black, according to DIN IEC 68 T2-52 and ASTM B117-09 > 1000h
EMV-K: Protection against electro-magnetic interference, pressure-tight, housings corrosion-resistant, black

Pressure-tight up to 5 bar — **IP 68 / IP 69 K**

Description		Metr.	PG	Type	Part Number
Hood: Side entry, Standard construction					
	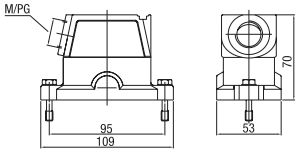			**HIP**	
			16	HIP.10/24.STS.1.16.G	1-1102640-5
			21	HIP.10/24.STS.1.21.G	1-1102642-5
		M25		HIP.10/24.STS.1.M25.G	0-1106436-2
				HIP-K	
			21	HIP-K.10/24.STS.1.21.G	2-1102642-5
		M25		HIP-K.10/24.STS.1.M25.G	0-1106436-4
		M32		HIP-K.10/24.STS.1.M32.G	0-1106436-6
				EMV-K	
			21	EMV-K.10/24.STS.1.21.G	4-1102714-5
		M25		EMV-K.10/24.STS.1.M25.G	0-1106427-3
		M32		EMV-K.10/24.STS.1.M32.G	1-1106427-0
Hood: Top entry					
	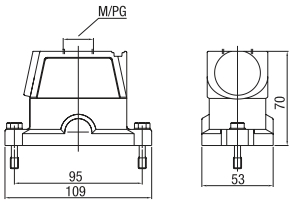			**HIP**	
			16	HIP.10/24.STO.1.16.G	1-1102644-5
			21	HIP.10/24.STO.1.21.G	1-1102646-5
		M25		HIP.10/24.STO.1.M25.G	0-1106436-1
				HIP-K	
			16	HIP-K.10/24.STO.1.16.G	2-1102644-5
		M25		HIP-K.10/24.STO.1.M25.G	0-1106436-3
		M32		HIP-K.10/24.STO.1.M32.G	0-1106436-5
				EMV-K	
			21	EMV-K.10/24.STO.1.21.G	4-1102715-5
		M25		EMV-K.10/24.STO.1.M25.G	0-1106427-4
Surface mounted housing: Bottom entry					
	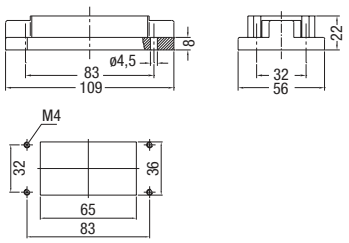			**HIP** HIP.10/24.AG	1-1102647-5
				HIP-K HIP-K.10/24.AG	2-1102647-5
				EMV-K EMV-K.10/24.AG	4-1102718-5

All specifications subject to change. Consult TE Connectivity for latest design specifications.
Contact TE for assistance with any part number configuration.

HIP.10/24, HIP-K.10/24, EMV-K.10/24 housings

HIP: Pressure-tight, silver-grey
HIP-K: Housings corrosion-resistant, black, according to DIN IEC 68 T2-52 and ASTM B117-09 > 1000h
EMV-K: Protection against electro-magnetic interference, pressure-tight, housings corrosion-resistant, black

Pressure-tight up to 5 bar **IP 68 / IP 69 K**

Description		Metr.	PG	Type	Part Number
Surface mounted housing: Bottom entry					
	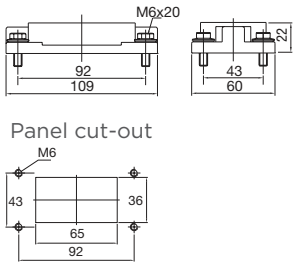			**HIP** HIP.10/24.AG.M6 **HIP-K** HIP-K.10/24.AG.M6 **EMV-K** EMV-K.10/24.AG.M6	 1-1102612-5 2-1102612-5 4-1102720-5
Surface mounted housing: Side entry					
	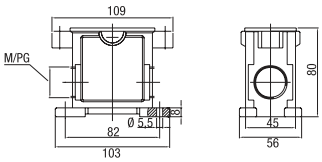	2xM32 2xM32	21 2x21 21 2x21 21 2x21	**HIP** HIP.10/24.SG.1.21.G HIP.10/24.SG.2.21.G HIP.10/24.SG.2.M32.G **HIP-K** HIP-K.10/24.SG.1.21.G HIP-K.10/24.SG.2.21.G **EMV-K** EMV-K.10/24.SG.1.21.G EMV-K.10/24.SG.2.21.G EMV-K.10/24.SG.2.M32.G	1-1102610-5 1-1102611-5 0-1106435-1 5-1102610-5 2-1102611-5 5-1102716-5 4-1102717-5 0-1106426-2
Protective covers for hoods and housing					
	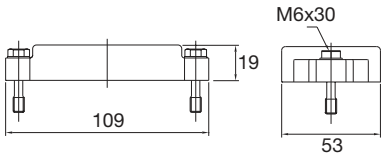			**HIP** HIP/EMV.10/24.SKB **HIP-K/EMV-K** HIP-K/EMV-K.10/24.SKB	 3-1106202-5 4-1106202-5

HE-016 inserts

INSERTS FOR H16B HOOD/HOUSING

500V MAX. 16A

16+ ⏚

Dimension (mm)	Type	Part Number	
		Male insert	Female insert
Screw terminal			
	HE-016-M	T2040162101-000	
	HE-016-F		T2040162201-000
Spring terminal			
	HE-016-MS	T2040163101-000	
	HE-016-FS		T2040163201-000
Crimp terminal (Order crimp contacts separately)			
	HE-016-MC	T2040164101-000	
	HE-016-FC		T2040164201-000
Spring terminal (Two terminals per contact)			
	HE-016-MSS	T2040165101-000	
	HE-016-FSS		T2040165201-000

16A Contact

Tech data	16A Male crimp contacts	Wire gauge		Strip-ping length	Crimp contacts, silver-plated		Crimp contacts, gold-plated	
		mm²	AWG	mm	Type	Part Number	Type	Part Number
Material: copper alloy **Contact resistance:** ≤1mΩ **Terminal:** crimp connection **CEM/Male** 	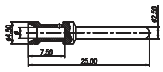	0.14-0.37	26-22	7.5	CEM-0.3	T2030001002-000	DEM-0.3	T2030011002-000
		0.5	20	7.5	CEM-0.5	T2030001005-000	DEM-0.5	T2030011005-000
		0.75	18	7.5	CEM-0.75	T2030001008-000	DEM-0.75	T2030011008-000
		1.0	18	7.5	CEM-1.0	T2030001010-000	DEM-1.0	T2030011010-000
		1.5	16	7.5	CEM-1.5	T2030001015-000	DEM-1.5	T2030011015-000
		2.5	14	7.5	CEM-2.5	T2030001025-000	DEM-2.5	T2030011025-000
		4.0	12	7.5	CEM-4.0	T2030001040-000	DEM-4.0	T2030011040-000
CEF/Female 	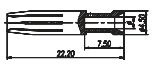	0.14-0.37	26-22	7.5	CEF-0.3	T2030002002-000	DEF-0.3	T2030012002-000
		0.5	20	7.5	CEF-0.5	T2030002005-000	DEF-0.5	T2030012005-000
		0.75	18	7.5	CEF-0.75	T2030002008-000	DEF-0.75	T2030012008-000
		1.0	18	7.5	CEF-1.0	T2030002010-000	DEF-1.0	T2030012010-000
		1.5	16	7.5	CEF-1.5	T2030002015-000	DEF-1.5	T2030012015-000
		2.5	14	7.5	CEF-2.5	T2030002025-000	DEF-2.5	T2030012025-000
		4.0	12	7.5	CEF-4.0	T2030002040-000	DEF-4.0	T2030012040-000

Distance for contact max. 21mm

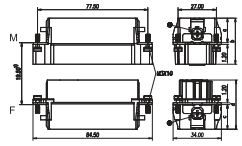

	a	b	c	d
HE	18	33	18	35
HES/HEC	19	34	19	36
HESS	34	49	32	49

Contact arrangement view from termination side



Panel cut-out for inserts for use without hoods/housings

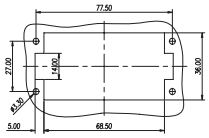

All specifications subject to change. Consult TE Connectivity for latest design specifications.
Contact TE for assistance with any part number configuration.

HEE-032 inserts

INSERTS FOR H16B HOOD/HOUSING

500V MAX. 16A

32+⏚

Dimensions (mm)		Type	Part Number	
			Male insert	Female insert
Crimp terminal (order crimp contacts separately)				
	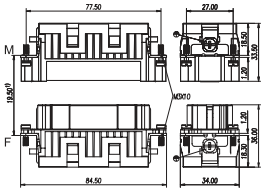	HEE-032-M	T2050322101-000	
		HEE-032-F		T2050322201-000
Contact arrangement view from termination side	Panel cut out for inserts for use without hoods/housings			
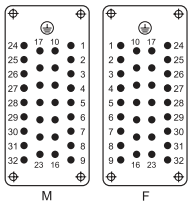	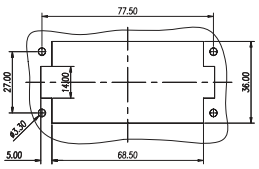			

16A Contact

Tech data **Material:** copper alloy **Contact resistance:** ≤1mΩ **Terminal:** crimp connection	16A Male crimp contacts	Wire gauge		Strip-ping length	Crimp contacts, silver-plated		Crimp contacts, gold-plated	
		mm²	AWG	mm	Type	Part Number	Type	Part Number
CEM/Male 		0.14-0.37	26-22	7.5	CEM-0.3	T2030001002-000	DEM-0.3	T2030011002-000
		0.5	20	7.5	CEM-0.5	T2030001005-000	DEM-0.5	T2030011005-000
		0.75	18	7.5	CEM-0.75	T2030001008-000	DEM-0.75	T2030011008-000
		1.0	18	7.5	CEM-1.0	T2030001010-000	DEM-1.0	T2030011010-000
		1.5	16	7.5	CEM-1.5	T2030001015-000	DEM-1.5	T2030011015-000
		2.5	14	7.5	CEM-2.5	T2030001025-000	DEM-2.5	T2030011025-000
		4.0	12	7.5	CEM-4.0	T2030001040-000	DEM-4.0	T2030011040-000
CEF/Female 	16A Female crimp contacts 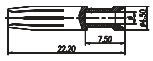	0.14-0.37	26-22	7.5	CEF-0.3	T2030002002-000	DEF-0.3	T2030012002-000
		0.5	20	7.5	CEF-0.5	T2030002005-000	DEF-0.5	T2030012005-000
		0.75	18	7.5	CEF-0.75	T2030002008-000	DEF-0.75	T2030012008-000
		1.0	18	7.5	CEF-1.0	T2030002010-000	DEF-1.0	T2030012010-000
		1.5	16	7.5	CEF-1.5	T2030002015-000	DEF-1.5	T2030012015-000
		2.5	14	7.5	CEF-2.5	T2030002025-000	DEF-2.5	T2030012025-000
		4.0	12	7.5	CEF-4.0	T2030002040-000	DEF-4.0	T2030012040-000

HEEE-040 inserts

INSERTS FOR H16B HOOD/HOUSING

500V MAX. 16A

40+⏚

Dimensions (mm)		Type	Part Number	
			Male insert	Female insert
Crimp terminal (order crimp contacts separately)				
	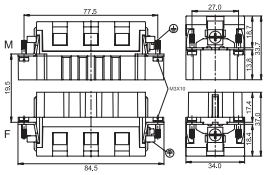	HEEE-040-M	T2050402101-000	
		HEEE-040-F		T2050402201-000
Contact arrangement view from termination side	Panel cut out for inserts for use without hoods/housings			
 M F	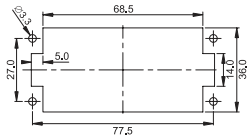			

16A Contact

Tech data **Material:** copper alloy **Contact resistance:** ≤1mΩ **Terminal:** crimp connection	16A Male crimp contacts 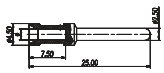	Wire gauge		Stripping length	Crimp contacts, silver-plated		Crimp contacts, gold-plated	
		mm²	AWG	mm	Type	Part Number	Type	Part Number
CEM/Male 		0.14-0.37	26-22	7.5	CEM-0.3	T2030001002-000	DEM-0.3	T2030011002-000
		0.5	20	7.5	CEM-0.5	T2030001005-000	DEM-0.5	T2030011005-000
		0.75	18	7.5	CEM-0.75	T2030001008-000	DEM-0.75	T2030011008-000
		1.0	18	7.5	CEM-1.0	T2030001010-000	DEM-1.0	T2030011010-000
		1.5	16	7.5	CEM-1.5	T2030001015-000	DEM-1.5	T2030011015-000
		2.5	14	7.5	CEM-2.5	T2030001025-000	DEM-2.5	T2030011025-000
		4.0	12	7.5	CEM-4.0	T2030001040-000	DEM-4.0	T2030011040-000
CEF/Female 	16A Female crimp contacts 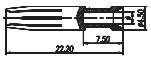	0.14-0.37	26-22	7.5	CEF-0.3	T2030002002-000	DEF-0.3	T2030012002-000
		0.5	20	7.5	CEF-0.5	T2030002005-000	DEF-0.5	T2030012005-000
		0.75	18	7.5	CEF-0.75	T2030002008-000	DEF-0.75	T2030012008-000
		1.0	18	7.5	CEF-1.0	T2030002010-000	DEF-1.0	T2030012010-000
		1.5	16	7.5	CEF-1.5	T2030002015-000	DEF-1.5	T2030012015-000
		2.5	14	7.5	CEF-2.5	T2030002025-000	DEF-2.5	T2030012025-000
		4.0	12	7.5	CEF-4.0	T2030002040-000	DEF-4.0	T2030012040-000

All specifications subject to change. Consult TE Connectivity for latest design specifications.
Contact TE for assistance with any part number configuration.

HEEE-048 inserts

INSERTS FOR H16B HOOD/HOUSING

400V MAX. 16A

48+

Dimensions (mm)		Type	Part Number	
			Male insert	Female insert
Crimp terminal (order crimp contacts separately)				
	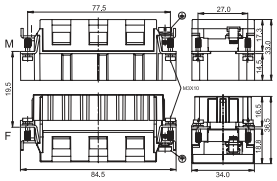	HEEE-048-F	T2050482101-000	
		HEEE-048-F		T2050482201-000
Contact arrangement view from termination side	Panel cut out for inserts for use without hoods/housings			
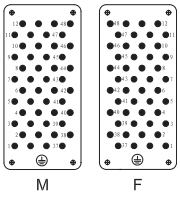	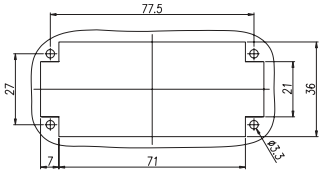			

16A Contact

Tech data **Material:** copper alloy **Contact resistance:** ≤1mΩ **Terminal:** crimp connection	16A Male crimp contacts	Wire gauge		Strip-ping length	Crimp contacts, silver-plated		Crimp contacts, gold-plated	
		mm²	AWG	mm	Type	Part Number	Type	Part Number
CEM/Male 		0.14-0.37	26-22	7.5	CEM-0.3	T2030001002-000	DEM-0.3	T2030011002-000
		0.5	20	7.5	CEM-0.5	T2030001005-000	DEM-0.5	T2030011005-000
		0.75	18	7.5	CEM-0.75	T2030001008-000	DEM-0.75	T2030011008-000
		1.0	18	7.5	CEM-1.0	T2030001010-000	DEM-1.0	T2030011010-000
		1.5	16	7.5	CEM-1.5	T2030001015-000	DEM-1.5	T2030011015-000
		2.5	14	7.5	CEM-2.5	T2030001025-000	DEM-2.5	T2030011025-000
		4.0	12	7.5	CEM-4.0	T2030001040-000	DEM-4.0	T2030011040-000
CEF/Female 	16A Female crimp contacts 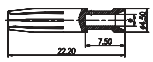	0.14-0.37	26-22	7.5	CEF-0.3	T2030002002-000	DEF-0.3	T2030012002-000
		0.5	20	7.5	CEF-0.5	T2030002005-000	DEF-0.5	T2030012005-000
		0.75	18	7.5	CEF-0.75	T2030002008-000	DEF-0.75	T2030012008-000
		1.0	18	7.5	CEF-1.0	T2030002010-000	DEF-1.0	T2030012010-000
		1.5	16	7.5	CEF-1.5	T2030002015-000	DEF-1.5	T2030012015-000
		2.5	14	7.5	CEF-2.5	T2030002025-000	DEF-2.5	T2030012025-000
		4.0	12	7.5	CEF-4.0	T2030002040-000	DEF-4.0	T2030012040-000

H16B with 2 levers on the hoods/housings

POWDER-COATED, RAL 7037

Dimensions (mm)		Metr.	PG	Type	Part Number
Hood: Side entry					
	Low construction 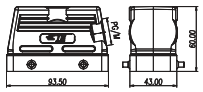	M20 M25 M32	PG16 PG21	H16B-TS-PG16 H16B-TS-PG21 H16B-TS-M20 H16B-TS-M25 H16B-TS-M32	T1210160116-000 T1210160121-000 T1210160120-000 T1210160125-000 T1210160132-000
	High construction 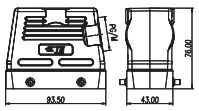	M25 M32 M40	PG21 PG29	H16B-TSH-PG21 H16B-TSH-PG29 H16B-TSH-M25 H16B-TSH-M32 H16B-TSH-M40	T1230160121-000 T1230160129-000 T1230060125-000 T1230160132-000 T1230160140-000
Hood: Top entry					
	Low construction 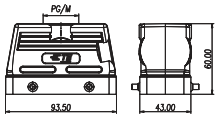	M25 M32	PG16 PG21	H16B-TG-PG16 H16B-TG-PG21 H16B-TG-M25 H16B-TG-M32	T1220160116-000 T1220160121-000 T1220160125-000 T1220160132-000
	High construction 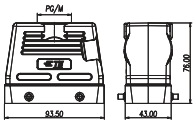	M25 M32 M40	PG21 PG29	H16B-TGH-PG21 H16B-TGH-PG29 H16B-TGH-M25 H16B-TGH-M32 H16B-TGH-M40	T1240160121-000 T1240160129-000 T1240160125-000 T1240160132-000 T1240160140-000
Cable-to-cable hood					
	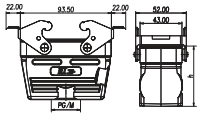 Low construction High construction	M25 M32 M25 M32 M40	PG21 PG21 PG29	H16B-TBFS-PG21 H16B-TBFS-M25 H16B-TBFS-M32 H16B-TBFHS-PG21 H16B-TBFHS-PG29 H16B-TBFHS-M25 H16B-TBFHS-M32 H16B-TBFHS-M40	T1710161121-000 T1710161125-000 T1710161132-000 T1750161121-000 T1750161129-000 T1750161125-000 T1750161132-000 T1750161140-000
Protection covers for hoods					
	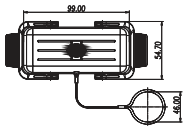			H16B-KDTP	T1010161400-000
Housing protection cover					
	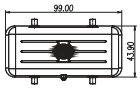			H16B-KDBP	T1010162100-000

Construction	H
Low	62.5
Hight	74.5

All specifications subject to change. Consult TE Connectivity for latest design specifications.
Contact TE for assistance with any part number configuration.

H16B with 2 levers on the hoods/housings

POWDER-COATED, RAL 7037

Dimensions (mm)	Metr.	PG	Type	Part Number
Bulkhead mounted				
 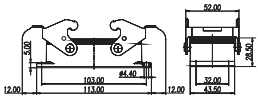			H16B-AGS	T1410161000-000
Surface mounted: Side entry				
 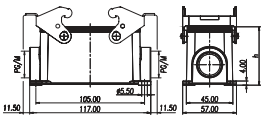 1 Side entry Low construction 2 Side entry 1 Side entry High construction 2 Side entry	M25 M25 M25 M32 M25 M32	PG21 PG21 PG21 PG29 PG21 PG29	H16B-SGRS-PG21 H16B-SGRS-M25 H16B-SGRS-2PG21 H16B-SGRS-2M25 H16B-SGRHS-PG21 H16B-SGRHS-PG29 H16B-SGRHS-M25 H16B-SGRHS-M32 H16B-SGRHS-2PG21 H16B-SGRHS-2PG29 H16B-SGRHS-2M25 H16B-SGRHS-2M32	T1440161121-000 T1440161125-000 T1440161221-000 T1440161225-000 T1470161121-000 T1470161129-000 T1470161125-000 T1470161132-000 T1470161221-000 T1470161229-000 T1470161225-000 T1470161232-000
Construction: Low 56, Hight 81				
Side entry housing with two levers				
 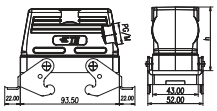 Low construction High construction	M20 M25 M25 M32	PG16 PG21 PG21 PG29	H16B-TSBS-PG16 H16B-TSBS-PG21 H16B-TSBS-M20 H16B-TSBS-M25 H16B-TSBHS-PG21 H16B-TSBHS-PG29 H16B-TSBHS-M25 H16B-TSBHS-M32	T1250163116-000 T1250163121-000 T1250163120-000 T1250163125-000 T1270163121-000 T1270163129-000 T1270163125-000 T1270163132-000
Construction: Low 60, Hight 76				
Top entry housing with two levers				
 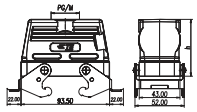 Low construction High construction	M20 M25 M25 M32	PG16 PG21 PG21 PG29	H16B-TGBS-PG16 H16B-TGBS-PG21 H16B-TGBS-M20 H16B-TGBS-M25 H16B-TGBHS-PG21 H16B-TGBHS-PG29 H16B-TGBHS-M25 H16B-TGBHS-M32	T1260163116-000 T1260163121-000 T1260163120-000 T1260163125-000 T1280163121-000 T1280163129-000 T1280163125-000 T1280163132-000
Construction: Low 60, Hight 76				
Bulkhead mounted with 4 bolts				
With protection cover   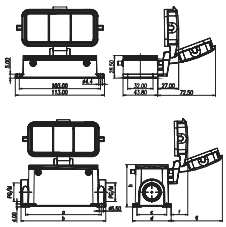 1 Side entry Low construction 2 Side entry 1 Side entry High construction 2 Side entry	M25 M25 M25 M32 M25 M32	PG21 PG21 PG21 PG29 PG21 PG29	H16B-AD-BO H16B-SDR-BO-PG21 H16B-SDR-BO-M25 H16B-SDR-BO-2PG21 H16B-SDR-BO-2M25 H16B-SDRH-BO-PG21 H16B-SDRH-BO-PG29 H16B-SDRH-BO-M25 H16B-SDRH-BO-M32 H16B-SDRH-BO-2PG21 H16B-SDRH-BO-2PG29 H16B-SDRH-BO-2M25 H16B-SDRH-BO-2M32	T1430160000-000 T1460160121-000 T1460160125-000 T1460160221-000 T1460160225-000 T1490160121-000 T1490160129-000 T1490160125-000 T1490160132-000 T1490160221-000 T1490160229-000 T1490160225-000 T1490160232-000

Construction	A	B	C	D	F	G	H
Low	105	117	45	57	20	65	56
Hight	105	117	45	57	20	65	81

H16B with 1 lever on the hoods/housings

POWDER-COATED, RAL 7037

Dimensions (mm)		Metr.	PG	Type	Part Number
Hood: Side entry					
	Low construction 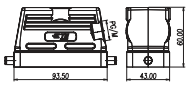	M25 M32	PG21 PG29	H16B-TS-RO-PG21 H16B-TS-RO-PG29 H16B-TS-RO-M25 H16B-TS-RO-M32	T1310160121-000 T1310160129-000 T1310160125-000 T1310160132-000
	High construction 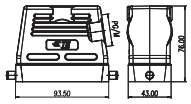	M25 M32 M40	PG21 PG29	H16B-TSH-RO-PG21 H16B-TSH-RO-PG29 H16B-TSH-RO-M25 H16B-TSH-RO-M32 H16B-TSH-RO-M40	T1330160121-000 T1330160129-000 T1330160125-000 T1330160132-000 T1330160140-000
Hood: Top entry					
	Low construction 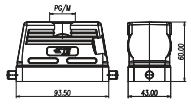	M25 M32	PG21 PG29	H16B-TG-RO-PG21 H16B-TG-RO-PG29 H16B-TG-RO-M25 H16B-TG-RO-M32	T1320160121-000 T1320160129-000 T1320160125-000 T1320160132-000
	High construction 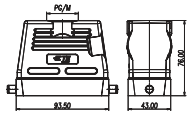	M25 M32 M40	PG21 PG29	H16B-TGH-RO-PG21 H16B-TGH-RO-PG29 H16B-TGH-RO-M25 H16B-TGH-RO-M32 H16B-TGH-RO-M40	T1340160121-000 T1340160129-000 T1340160125-000 T1340160132-000 T1340160140-000
Cable-to-cable hood					
	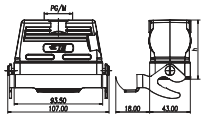 Low construction High construction Construction / H Low / 62.5 Hight / 74.5	M25 M32 M25 M32 M40	PG21 PG29 PG21 PG29	H16B-TBF-LB-PG21 H16B-TBF-LB-PG29 H16B-TBF-LB-M25 H16B-TBF-LB-M32 H16B-TBFH-LB-PG21 H16B-TBFH-LB-PG29 H16B-TBFH-LB-M25 H16B-TBFH-LB-M32 H16B-TBFH-LB-M40	T1730163121-000 T1730163129-000 T1730163125-000 T1730163132-000 T1770163121-000 T1770163129-000 T1770163125-000 T1770163132-000 T1770163140-000
Protection covers for hoods					
				H16B-KDTP-LB	T1010161500-000

All specifications subject to change. Consult TE Connectivity for latest design specifications.
Contact TE for assistance with any part number configuration.

H16B with 1 lever on the hoods/housings

POWDER-COATED, RAL 7037

Dimensions (mm)		Metr.	PG	Type	Part Number
Bulkhead mounted					
	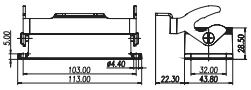			H16B-AG-LB	T1500163000-000
	With protection cover 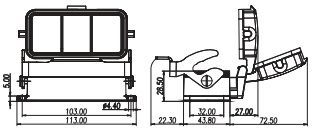			H16B-AD-LB	T1510163000-000
Surface mounted: Side entry					
	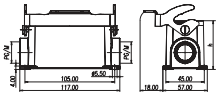 1 Side entry / Low construction / 2 Side entry 1 Side entry / High construction / 2 Side entry Construction | H Low | 56 Hight | 81	M20 M25 M20 M25 M25 M32 M25 M32	PG16 PG21 PG16 PG21 PG21 PG29 PG21 PG29	H16B-SGR-LB-PG16 H16B-SGR-LB-PG21 H16B-SGR-LB-M20 H16B-SGR-LB-M25 H16B-SGR-LB-2PG16 H16B-SGR-LB-2PG21 H16B-SGR-LB-2M20 H16B-SGR-LB-2M25 H16B-SGRH-LB-PG21 H16B-SGRH-LB-PG29 H16B-SGRH-LB-M25 H16B-SGRH-LB-M32 H16B-SGRH-LB-2PG21 H16B-SGRH-LB-2PG29 H16B-SGRH-LB-2M25 H16B-SGRH-LB-2M32	T1610163116-000 T1610163121-000 T1610163120-000 T1610163125-000 T1610163216-000 T1610163221-000 T1610163220-000 T1610163225-000 T1650163121-000 T1650163129-000 T1650163125-000 T1650163132-000 T1650163221-000 T1650163229-000 T1650163225-000 T1650163232-000
	With protection cover 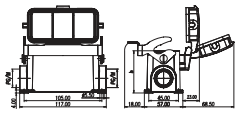 1 Side entry / Low construction / 2 Side entry 1 Side entry / High construction / 2 Side entry Construction | H Low | 56 Hight | 81	M20 M25 M20 M25 M25 M32 M25 M32	PG16 PG21 PG16 PG21 PG21 PG29 PG21 PG29	H16B-SDR-LB-PG16 H16B-SDR-LB-PG21 H16B-SDR-LB-M20 H16B-SDR-LB-M25 H16B-SDR-LB-2PG16 H16B-SDR-LB-2PG21 H16B-SDR-LB-2M20 H16B-SDR-LB-2M25 H16B-SDRH-LB-PG21 H16B-SDRH-LB-PG29 H16B-SDRH-LB-M25 H16B-SDRH-LB-M32 H16B-SDRH-LB-2PG21 H16B-SDRH-LB-2PG29 H16B-SDRH-LB-2M25 H16B-SDRH-LB-2M32	T1620163116-000 T1620163121-000 T1620163120-000 T1620163125-000 T1620163216-000 T1620163221-000 T1620163220-000 T1620163225-000 T1660163121-000 T1660163129-000 T1660163125-000 T1660163132-000 T1660163221-000 T1660163229-000 T1660163225-000 T1660163232-000

HIP.16/40, HIP-K.16/40, EMV-K.16/40 housings

HIP: Pressure-tight, silver-grey
HIP-K: Housings corrosion-resistant, black, according to DIN IEC 68 T2-52 and ASTM B117-09 > 1000h
EMV-K: Protection against electro-magnetic interference, pressure-tight, housings corrosion-resistant, black

Pressure-tight up to 5 bar **IP 68 / IP 69 K**

Description		Metr.	PG	Type	Part Number
Hood: Side entry					
	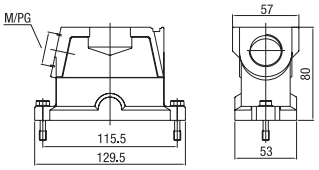	M32	21	**HIP** HIP.16/40.STS.1.21.G	1-1102649-5
			29	HIP.16/40.STS.1.29.G	1-1102651-5
				HIP.16/40.STS.1.M32.G	0-1106454-2
			29	**HIP-K** HIP-K.16/40.STS.1.29.G	2-1102651-5
		M32		HIP-K.16/40.STS.1.M32.G	0-1106444-2
			29	**EMV-K** EMV-K.16/40.STS.1.29.G	4-1102723-5
		M32		EMV-K.16/40.STS.1.M32.G	0-1106446-4
			21	EMV-K.16/40.STS.1.21.G	4-1102722-5
Hood: Top entry					
	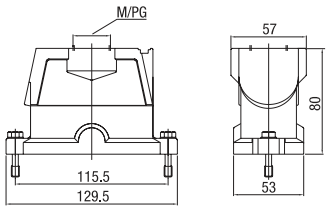			**HIP**	
		M32	21	HIP.16/40.STO.1.21.G	1-1102653-5
			29	HIP.16/40.STO.1.29.G	1-1102655-5
				HIP.16/40.STO.1.M32.G	0-1106454-1
				HIP-K	
			21	HIP-K.16/40.STO.2.21.G	0-1108534-1
			29	HIP-K.16/40.STO.1.29.G	2-1102655-5
		M32		HIP-K.16/40.STO.1.M32.G	0-1106444-1
				EMV-K	
			29	EMV-K.16/40.STO.1.29.G	4-1102725-5
		M32		EMV-K.16/40.STO.1.M32.G	0-1106446-3
Surface mounted housing: Bottom entry					
	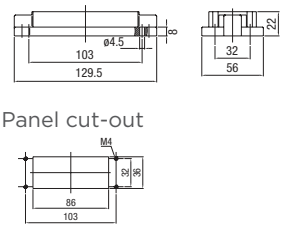			**HIP** HIP.16/40.AG	1-1102656-5
				HIP-K HIP-K.16/40.AG	2-1102656-5
				EMV-K EMV-K.16/40.AG	4-1102728-5
	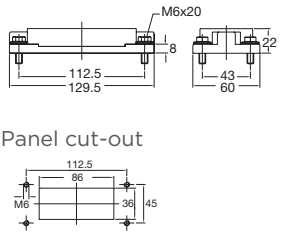			**HIP** HIP.16/40.AG.M6	1-1102618-5
				HIP-K HIP-K.16/40.AG.M6	2-1102618-5
				EMV-K EMV-K.16/40.AG.M6	4-1102730-5

All specifications subject to change. Consult TE Connectivity for latest design specifications.
Contact TE for assistance with any part number configuration.

HIP.16/40, HIP-K.16/40, EMV-K.16/40 housings

HIP: Pressure-tight, silver-grey
HIP-K: Housings corrosion-resistant, black, according to DIN IEC 68 T2-52 and ASTM B117-09 > 1000h
EMV-K: Protection against electro-magnetic interference, pressure-tight, housings corrosion-resistant, black

Pressure-tight up to 5 bar — **IP 68 / IP 69 K**

Description		Metr.	PG	Type	Part Number
Surface mounted housing: Side entry					
	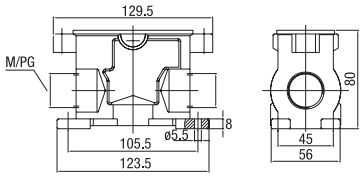			**HIP**	
			21	HIP.16/40.SG.1.21.G	1-1102616-5
			2x21	HIP.16/40.SG.2.21.G	1-1102617-5
		2xM32		HIP.16/40.SG.2.M32.G	0-1106453-1
				HIP-K	
			21	HIP-K.16/40.SG.1.21.G	5-1102616-5
			2x21	HIP-K.16/40.SG.2.21.G	2-1102617-5
		2xM32		HIP-K.16/40.SG.2.M32.G	0-1106443-1
				EMV-K	
			21	EMV-K.16/40.SG.1.21.Z	4-1102726-5
			2x21	EMV-K.16/40.SG.2.21.Z	4-1102727-5
		2xM32		EMV-K.16/40.SG.2.M32.G	0-1106445-2
Protective covers for housings					
	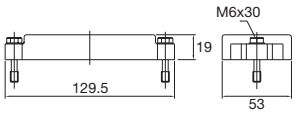			**HIP**	
				HIP/EMV.16/40.SKB	3-1106203-5
				HIP-K	
				HIP-K.16/40.SKB	4-1106203-5

HE-024 inserts

INSERTS FOR H24B HOOD/HOUSING

500V MAX. 16A

24+⏚

Dimension (mm)	Type	Part Number	
		Male insert	Female insert
Screw terminal			
	HE-024-M	T2040242101-000	
	HE-024-F		T2040242201-000
Spring terminal			
	HE-024-MS	T2040243101-000	
	HE-024-FS		T2040243201-000
Crimp terminal (Order crimp contacts separately)			
	HE-024-MC	T2040244101-000	
	HE-024-FC		T2040244201-000
Spring terminal (Two terminals per contact)			
	HE-024-MSS	T2040245101-000	
	HE-024-FSS		T2040245201-000

16A Contact

Tech data	16A Male crimp contacts	Wire gauge		Stripping length	Crimp contacts, silver-plated		Crimp contacts, gold-plated	
Material: copper alloy **Contact resistance:** ≤1mΩ **Terminal:** crimp connection **CEM/Male** 	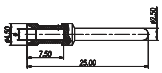	mm²	AWG	mm	Type	Part Number	Type	Part Number
		0.14-0.37	26-22	7.5	CEM-0.3	T2030001002-000	DEM-0.3	T2030011002-000
		0.5	20	7.5	CEM-0.5	T2030001005-000	DEM-0.5	T2030011005-000
		0.75	18	7.5	CEM-0.75	T2030001008-000	DEM-0.75	T2030011008-000
		1.0	18	7.5	CEM-1.0	T2030001010-000	DEM-1.0	T2030011010-000
		1.5	16	7.5	CEM-1.5	T2030001015-000	DEM-1.5	T2030011015-000
		2.5	14	7.5	CEM-2.5	T2030001025-000	DEM-2.5	T2030011025-000
		4.0	12	7.5	CEM-4.0	T2030001040-000	DEM-4.0	T2030011040-000
CEF/Female 	**16A Female crimp contacts** 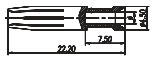	0.14-0.37	26-22	7.5	CEF-0.3	T2030002002-000	DEF-0.3	T2030012002-000
		0.5	20	7.5	CEF-0.5	T2030002005-000	DEF-0.5	T2030012005-000
		0.75	18	7.5	CEF-0.75	T2030002008-000	DEF-0.75	T2030012008-000
		1.0	18	7.5	CEF-1.0	T2030002010-000	DEF-1.0	T2030012010-000
		1.5	16	7.5	CEF-1.5	T2030002015-000	DEF-1.5	T2030012015-000
		2.5	14	7.5	CEF-2.5	T2030002025-000	DEF-2.5	T2030012025-000
		4.0	12	7.5	CEF-4.0	T2030002040-000	DEF-4.0	T2030012040-000

All specifications subject to change. Consult TE Connectivity for latest design specifications.
Contact TE for assistance with any part number configuration.

HEE-046 inserts

INSERTS FOR H24B HOOD/HOUSING

500V MAX. 16A

46+⏚

Dimensions (mm)		Type	Part Number	
			Male insert	Female insert
Crimp terminal (order crimp contacts separately)				
	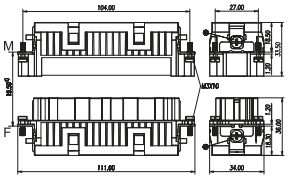	HEE-046-M	T2050462101-000	
		HEE-046-F		T2050462201-000
Contact arrangement view from termination side	Panel cut out for inserts for use without hoods/housings			
	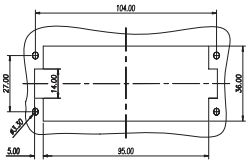			

16A Contact

Tech data **Material:** copper alloy **Contact resistance:** ≤1mΩ **Terminal:** crimp connection	16A Male crimp contacts	Wire gauge		Strip-ping length	Crimp contacts, silver-plated		Crimp contacts, gold-plated	
		mm²	AWG	mm	Type	Part Number	Type	Part Number
CEM/Male 	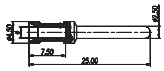	0.14-0.37	26-22	7.5	CEM-0.3	T2030001002-000	DEM-0.3	T2030011002-000
		0.5	20	7.5	CEM-0.5	T2030001005-000	DEM-0.5	T2030011005-000
		0.75	18	7.5	CEM-0.75	T2030001008-000	DEM-0.75	T2030011008-000
		1.0	18	7.5	CEM-1.0	T2030001010-000	DEM-1.0	T2030011010-000
		1.5	16	7.5	CEM-1.5	T2030001015-000	DEM-1.5	T2030011015-000
		2.5	14	7.5	CEM-2.5	T2030001025-000	DEM-2.5	T2030011025-000
		4.0	12	7.5	CEM-4.0	T2030001040-000	DEM-4.0	T2030011040-000
CEF/Female 	16A Female crimp contacts 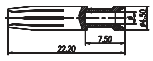	0.14-0.37	26-22	7.5	CEF-0.3	T2030002002-000	DEF-0.3	T2030012002-000
		0.5	20	7.5	CEF-0.5	T2030002005-000	DEF-0.5	T2030012005-000
		0.75	18	7.5	CEF-0.75	T2030002008-000	DEF-0.75	T2030012008-000
		1.0	18	7.5	CEF-1.0	T2030002010-000	DEF-1.0	T2030012010-000
		1.5	16	7.5	CEF-1.5	T2030002015-000	DEF-1.5	T2030012015-000
		2.5	14	7.5	CEF-2.5	T2030002025-000	DEF-2.5	T2030012025-000
		4.0	12	7.5	CEF-4.0	T2030002040-000	DEF-4.0	T2030012040-000

HEEE-064 inserts

INSERTS FOR H24B HOOD/HOUSING

500V MAX. 16A

64+⏚

Dimensions (mm)		Type	Part Number	
			Male insert	Female insert
Crimp terminal (order crimp contacts separately)				
	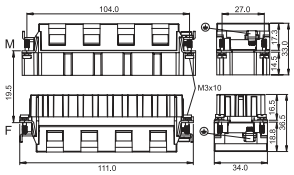	HEEE-064-M	T2050643101-000	
		HEEE-064-F		T2050643201-000
Contact arrangement view from termination side	Panel cut out for inserts for use without hoods/housings			
	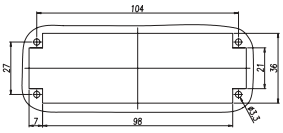			

16A Contact

Tech data **Material:** copper alloy **Contact resistance:** ≤1mΩ **Terminal:** crimp connection	16A Male crimp contacts	Wire gauge		Strip-ping length	Crimp contacts, silver-plated		Crimp contacts, gold-plated	
		mm²	AWG	mm	Type	Part Number	Type	Part Number
CEM/Male 		0.14-0.37	26-22	7.5	CEM-0.3	T2030001002-000	DEM-0.3	T2030011002-000
		0.5	20	7.5	CEM-0.5	T2030001005-000	DEM-0.5	T2030011005-000
		0.75	18	7.5	CEM-0.75	T2030001008-000	DEM-0.75	T2030011008-000
		1.0	18	7.5	CEM-1.0	T2030001010-000	DEM-1.0	T2030011010-000
		1.5	16	7.5	CEM-1.5	T2030001015-000	DEM-1.5	T2030011015-000
		2.5	14	7.5	CEM-2.5	T2030001025-000	DEM-2.5	T2030011025-000
		4.0	12	7.5	CEM-4.0	T2030001040-000	DEM-4.0	T2030011040-000
CEF/Female 	16A Female crimp contacts 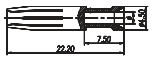	0.14-0.37	26-22	7.5	CEF-0.3	T2030002002-000	DEF-0.3	T2030012002-000
		0.5	20	7.5	CEF-0.5	T2030002005-000	DEF-0.5	T2030012005-000
		0.75	18	7.5	CEF-0.75	T2030002008-000	DEF-0.75	T2030012008-000
		1.0	18	7.5	CEF-1.0	T2030002010-000	DEF-1.0	T2030012010-000
		1.5	16	7.5	CEF-1.5	T2030002015-000	DEF-1.5	T2030012015-000
		2.5	14	7.5	CEF-2.5	T2030002025-000	DEF-2.5	T2030012025-000
		4.0	12	7.5	CEF-4.0	T2030002040-000	DEF-4.0	T2030012040-000

All specifications subject to change. Consult TE Connectivity for latest design specifications.
Contact TE for assistance with any part number configuration.

HEEE-072 inserts

INSERTS FOR H24B HOOD/HOUSING

400V MAX. 16A

72+⏚

Dimensions (mm)		Type	Part Number	
			Male insert	Female insert
Crimp terminal (order crimp contacts separately)				
	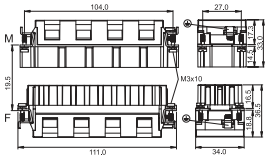	HEEE-072-M	T2050722101-000	
		HEEE-072-F		T2050722201-000
Contact arrangement view from termination side	Panel cut out for inserts for use without hoods/housings			
	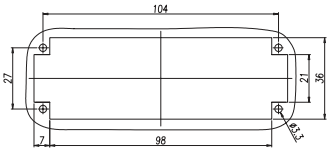			

16A Contact

Tech data **Material:** copper alloy **Contact resistance:** ≤1mΩ **Terminal:** crimp connection	16A Male crimp contacts	Wire gauge		Stripping length	Crimp contacts, silver-plated		Crimp contacts, gold-plated	
		mm²	AWG	mm	Type	Part Number	Type	Part Number
CEM/Male 	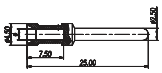	0.14-0.37	26-22	7.5	CEM-0.3	T2030001002-000	DEM-0.3	T2030011002-000
		0.5	20	7.5	CEM-0.5	T2030001005-000	DEM-0.5	T2030011005-000
		0.75	18	7.5	CEM-0.75	T2030001008-000	DEM-0.75	T2030011008-000
		1.0	18	7.5	CEM-1.0	T2030001010-000	DEM-1.0	T2030011010-000
		1.5	16	7.5	CEM-1.5	T2030001015-000	DEM-1.5	T2030011015-000
		2.5	14	7.5	CEM-2.5	T2030001025-000	DEM-2.5	T2030011025-000
		4.0	12	7.5	CEM-4.0	T2030001040-000	DEM-4.0	T2030011040-000
CEF/Female 	16A Female crimp contacts 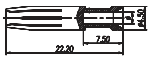	0.14-0.37	26-22	7.5	CEF-0.3	T2030002002-000	DEF-0.3	T2030012002-000
		0.5	20	7.5	CEF-0.5	T2030002005-000	DEF-0.5	T2030012005-000
		0.75	18	7.5	CEF-0.75	T2030002008-000	DEF-0.75	T2030012008-000
		1.0	18	7.5	CEF-1.0	T2030002010-000	DEF-1.0	T2030012010-000
		1.5	16	7.5	CEF-1.5	T2030002015-000	DEF-1.5	T2030012015-000
		2.5	14	7.5	CEF-2.5	T2030002025-000	DEF-2.5	T2030012025-000
		4.0	12	7.5	CEF-4.0	T2030002040-000	DEF-4.0	T2030012040-000

H24B with 2 levers on the hoods/housings

POWDER-COATED, RAL 7037

Dimensions (mm)		Metr.	PG	Type	Part Number
Hood: Side entry					
	Low construction 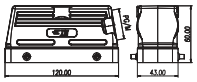	M25 M32	PG16 PG21	H24B-TS-PG16 H24B-TS-PG21 H24B-TS-M25 H24B-TS-M32	T1210240116-000 T1210240121-000 T1210240125-000 T1210240132-000
	High construction 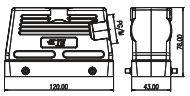	M25 M32 M40	PG21 PG29	H24B-TSH-PG21 H24B-TSH-PG29 H24B-TSH-M25 H24B-TSH-M32 H24B-TSH-M40	T1230240121-000 T1230240129-000 T1230240125-000 T1230240132-000 T1230240140-000
Hood: Top entry					
	Low construction 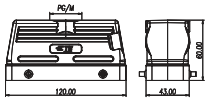	M25 M32	PG16 PG21	H24B-TG-PG16 H24B-TG-PG21 H24B-TG-M25 H24B-TG-M32	T1220240116-000 T1220240121-000 T1220240125-000 T1220240132-000
	High construction 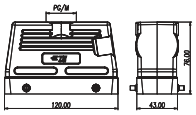	M25 M32 M40	PG21 PG29	H24B-TGH-PG21 H24B-TGH-PG29 H24B-TGH-M25 H24B-TGH-M32 H24B-TGH-M40	T1240240121-000 T1240240129-000 T1240240125-000 T1240240132-000 T1240240140-000
Cable-to-cable hood					
	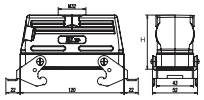 Low construction High construction	M25 M32 M25 M32 M40	PG21 PG21 PG29	H24B-TBFS-PG21 H24B-TBFS-M25 H24B-TBFS-M32 H24B-TBFHS-PG21 H24B-TBFHS-PG29 H24B-TBFHS-M25 H24B-TBFHS-M32 H24B-TBFHS-M40	T1710241121-000 T1710241125-000 T1710241132-000 T1750241121-000 T1750241129-000 T1750241125-000 T1750241132-000 T1750241140-000
Protection covers for hoods					
	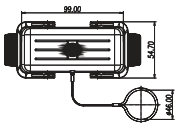			H24B-KDTP	T1010241400-000
Housing protection cover					
	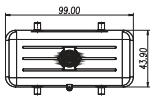			H24B-KDBP	T1010242100-000

Construction	H
Low	62.5
Hight	78.5

All specifications subject to change. Consult TE Connectivity for latest design specifications.
Contact TE for assistance with any part number configuration.

H24B with 2 levers on the hoods/housings

POWDER-COATED, RAL 7037

Dimensions (mm)	Metr.	PG	Type	Part Number
Bulkhead mounted				
 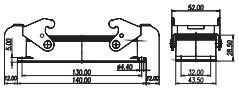			H24B-AGS	T1410241000-000
Surface mounted: Side entry				
 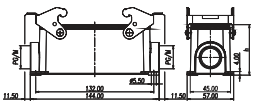 1 Side entry Low construction 2 Side entry 1 Side entry High construction 2 Side entry	M25 M25 M25 M32 M25 M32	PG21 PG21 PG21 PG29 PG21 PG29 	H24B-SGRS-PG21 H24B-SGRS-M25 H24B-SGRS-2PG21 H24B-SGRS-2M25 H24B-SGRHS-PG21 H24B-SGRHS-PG29 H24B-SGRHS-M25 H24B-SGRHS-M32 H24B-SGRHS-2PG21 H24B-SGRHS-2PG29 H24B-SGRHS-2M25 H24B-SGRHS-2M32	T1440241121-000 T1440241125-000 T1440241221-000 T1440241225-000 T1470241121-000 T1470241129-000 T1470241125-000 T1470241132-000 T1470241221-000 T1470241229-000 T1470241225-000 T1470241232-000
Side entry housing with two levers				
 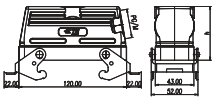 Low construction High construction	M20 M25 M25 M32	PG16 PG21 PG21 PG29 	H24B-TSBS-PG16 H24B-TSBS-PG21 H24B-TSBS-M20 H24B-TSBS-M25 H24B-TSBHS-PG21 H24B-TSBHS-PG29 H24B-TSBHS-M25 H24B-TSBHS-M32	T1250243116-000 T1250243121-000 T1250243120-000 T1250243125-000 T1270243121-000 T1270243129-000 T1270243125-000 T1270243132-000
Top entry housing with two levers				
 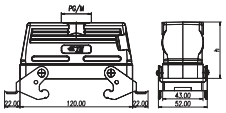 Low construction High construction	M20 M25 M25 M32	PG16 PG21 PG21 PG29 	H24B-TGBS-PG16 H24B-TGBS-PG21 H24B-TGBS-M20 H24B-TGBS-M25 H24B-TGBHS-PG21 H24B-TGBHS-PG29 H24B-TGBHS-M25 H24B-TGBHS-M32	T1260243116-000 T1260243121-000 T1260243120-000 T1260243125-000 T1280243121-000 T1280243129-000 T1280243125-000 T1280243132-000
Bulkhead mounted with 4 bolts				
  With protection cover 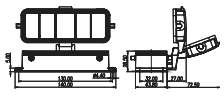 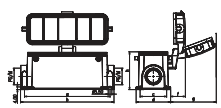 1 Side entry Low construction 2 Side entry 1 Side entry High construction 2 Side entry	 M25 M25 M25 M32 M25 M32	 PG21 PG21 PG21 PG29 PG21 PG29 	H24B-AD-BO H24B-SDR-BO-PG21 H24B-SDR-BO-M25 H24B-SDR-BO-2PG21 H24B-SDR-BO-2M25 H24B-SDRH-BO-PG21 H24B-SDRH-BO-PG29 H24B-SDRH-BO-M25 H24B-SDRH-BO-M32 H24B-SDRH-BO-2PG21 H24B-SDRH-BO-2PG29 H24B-SDRH-BO-2M25 H24B-SDRH-BO-2M32	T1430240000-000 T1460240121-000 T1460240125-000 T1460240221-000 T1460240225-000 T1490240121-000 T1490240129-000 T1490240125-000 T1490240132-000 T1490240221-000 T1490240229-000 T1490240225-000 T1490240232-000

Construction	H
Low	56
Hight	81

Construction	H
Low	60
Hight	76

Construction	H
Low	60
Hight	76

Construction	A	B	C	D	F	G	H
Low	132	144	45	57	20	65	56
Hight	132	144	45	57	20	65	81

H24B with 1 lever on the hoods/housings

POWDER-COATED, RAL 7037

Dimensions (mm)		Metr.	PG	Type	Part Number
Hood: Side entry					
	Low construction 	M25 M32	PG21 PG29	H24B-TS-RO-PG21 H24B-TS-RO-PG29 H24B-TS-RO-M25 H24B-TS-RO-M32	T1310240121-000 T1310240129-000 T1310240125-000 T1310240132-000
	High construction 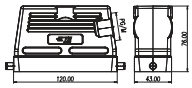	M25 M32 M40	PG21 PG29	H24B-TSH-RO-PG21 H24B-TSH-RO-PG29 H24B-TSH-RO-M25 H24B-TSH-RO-M32 H24B-TSH-RO-M40	T1330240121-000 T1330240129-000 T1330240125-000 T1330240132-000 T1330240140-000
Hood: Top entry					
	Low construction 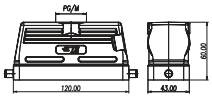	M25 M32	PG21 PG29	H24B-TG-RO-PG21 H24B-TG-RO-PG29 H24B-TG-RO-M25 H24B-TG-RO-M32	T1320240121-000 T1320240129-000 T1320240125-000 T1320240132-000
	High construction 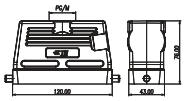	M25 M32 M40	PG21 PG29	H24B-TGH-RO-PG21 H24B-TGH-RO-PG29 H24B-TGH-RO-M25 H24B-TGH-RO-M32 H24B-TGH-RO-M40	T1340240121-000 T1340240129-000 T1340240125-000 T1340240132-000 T1340240140-000
Cable-to-cable hood					
	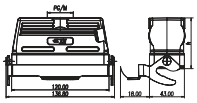 Low construction High construction Construction / H Low / 62.5 Hight / 78.5	M25 M32 M25 M32 M40	PG21 PG29 PG21 PG29	H24B-TBF-LB-PG21 H24B-TBF-LB-PG29 H24B-TBF-LB-M25 H24B-TBF-LB-M32 H24B-TBFH-LB-PG21 H24B-TBFH-LB-PG29 H24B-TBFH-LB-M25 H24B-TBFH-LB-M32 H24B-TBFH-LB-M40	T1730242121-000 T1730242129-000 T1730242125-000 T1730242132-000 T1770243121-000 T1770243129-000 T1770243125-000 T1770243132-000 T1770243140-000
Protection covers for hoods					
				H24B-KDTP-LB	T1010241500-000

All specifications subject to change. Consult TE Connectivity for latest design specifications.
Contact TE for assistance with any part number configuration.

H24B with 1 lever on the hoods/housings

POWDER-COATED, RAL 7037

Dimensions (mm)	Metr.	PG	Type	Part Number
Bulkhead mounted				
 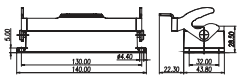			H24B-AG-LB	T1500243000-000
 With protection cover 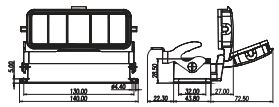			H24B-AD-LB	T1510243000-000
Surface mounted: Side entry				
 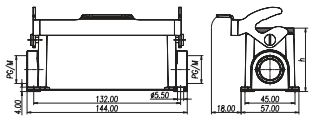 1 Side entry Low construction 2 Side entry 1 Side entry High construction 2 Side entry	M20 M25 M20 M25 M25 M32 M25 M32	PG16 PG21 PG16 PG21 PG21 PG29 PG21 PG29 	H24B-SGR-LB-PG16 H24B-SGR-LB-PG21 H24B-SGR-LB-M20 H24B-SGR-LB-M25 H24B-SGR-LB-2PG16 H24B-SGR-LB-2PG21 H24B-SGR-LB-2M20 H24B-SGR-LB-2M25 H24B-SGRH-LB-PG21 H24B-SGRH-LB-PG29 H24B-SGRH-LB-M25 H24B-SGRH-LB-M32 H24B-SGRH-LB-2PG21 H24B-SGRH-LB-2PG29 H24B-SGRH-LB-2M25 H24B-SGRH-LB-2M32	T1610243116-000 T1610243121-000 T1610243120-000 T1610243125-000 T1610243216-000 T1610243221-000 T1610243220-000 T1610243225-000 T1650243121-000 T1650243129-000 T1650243125-000 T1650243132-000 T1650243221-000 T1650243229-000 T1650243225-000 T1650243232-000
 With protection cover 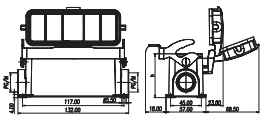 1 Side entry Low construction 2 Side entry 1 Side entry High construction 2 Side entry	M20 M25 M20 M25 M25 M32 M25 M32	PG16 PG21 PG16 PG21 PG21 PG29 PG21 PG29 	H24B-SDR-LB-PG16 H24B-SDR-LB-PG21 H24B-SDR-LB-M20 H24B-SDR-LB-M25 H24B-SDR-LB-2PG16 H24B-SDR-LB-2PG21 H24B-SDR-LB-2M20 H24B-SDR-LB-2M25 H24B-SDRH-LB-PG21 H24B-SDRH-LB-PG29 H24B-SDRH-LB-M2S H24B-SDRH-LB-M32 H24B-SDRH-LB-2PG21 H24B-SDRH-LB-2PG29 H24B-SDRH-LB-2M25 H24B-SDRH-LB-2M32	T1620243116-000 T1620243121-000 T1620243120-000 T1620243125-000 T1620243216-000 T1620243221-000 T1620243220-000 T1620243225-000 T1660243121-000 T1660243129-000 T1660243125-000 T1660243132-000 T1660243221-000 T1660243229-000 T1660243225-000 T1660243232-000

Construction	H
Low	56
Hight	81

HIP.24/64, HIP-K.24/64, EMV-K.24/64 housings

HIP: Pressure-tight, silver-grey
HIP-K: Housings corrosion-resistant, black, according to DIN IEC 68 T2-52 and ASTM B117-09 > 1000h
EMV-K: Protection against electro-magnetic interference, pressure-tight, housings corrosion-resistant, black

Pressure-tight up to 5 bar **IP 68 / IP 69 K**

Description		Metr.	PG	Type	Part Number
Surface mounted housing: Bottom entry, Standard construction					
	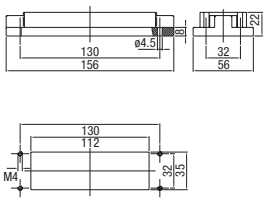			**HIP** HIP.24/64.AG **HIP-K** HIP-K.24/64.AG **EMV-K** EMV-K.24/64.AG	 1-1102665-5 2-1102665-5 4-1102760-5
	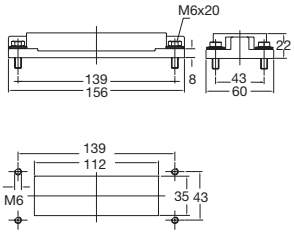			**HIP** HIP.24/64.AG.M6 **HIP-K** HIP-K.24/64.AG.M6 HIP-K.24/64.AG.M6.D HIP-K-I.24/64.AG.M6.D **EMV-K** EMV-K.24/64.AG.M6	 1-1102626-5 2-1102626-5 2-1102628-5 0-1108533-1 4-1102736-5
Surface mounted housing: Side entry, Standard construction					
	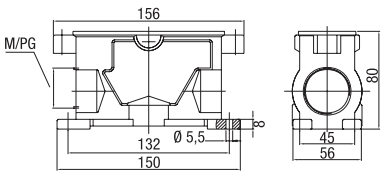	2xM40 2xM40 2xM40	29 2x29 29 2x29 29 2x29	**HIP** HIP.24/64.SG.1.29.G HIP.24/64.SG.2.29.G HIP.24/64.SG.2.M40.G **HIP-K** HIP-K.24/64.SG.1.29.G HIP-K.24/64.SG.2.29.G HIP-K.24/64.SG.2.M40.G **EMV-K** EMV-K.24/64.SG.1.29.G EMV-K.24/64.SG.2.29.G EMV-K.24/64.SG.2.M40.G	 1-1102624-5 1-1102625-5 0-1106472-1 5-1102624-5 2-1102625-5 0-1106472-2 4-1102734-5 4-1102735-5 0-1106460-2
Protective cover housings					
	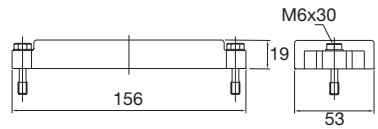			**HIP** HIP/EMV.24/64.SKB **HIP-K/EMV-K** HIP-K/EMV-K.24/64.SKB	 3-1106204-5 4-1106204-5

All specifications subject to change. Consult TE Connectivity for latest design specifications.
Contact TE for assistance with any part number configuration.

HIP.24/64, HIP-K.24/64, EMV-K.24/64 housings

HIP: Pressure-tight, silver-grey
HIP-K: Housings corrosion-resistant, black, according to DIN IEC 68 T2-52 and ASTM B117-09 > 1000h
EMV-K: Protection against electro-magnetic interference, pressure-tight, housings corrosion-resistant, black

Pressure-tight up to 5 bar **IP 68 / IP 69 K**

Description		Metr.	PG	Type	Part Number
Hood: Side entry, Standard construction					
	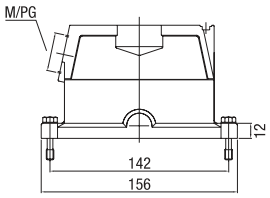	M40	21 29	**HIP** HIP.24/64.STS.1.21.G HIP.24/64.STS.1.29 G HIP.24/64.STS.1.M40.G	1-1102658-5 1-1102660-5 0-1106473-2
		M40	29	**HIP-K** HIP-K.24/64.STS.1.29.G HIP-K.24/64.STS.1.M40.G	2-1102660-5 0-1106473-4
		M25 M32 M40	29	**EMV-K** EMV-K.24/64.STS.1.29.G EMV-K.24/64.STS.1.M25.G EMV-K.24/64.STS.1.M32.G EMV-K.24/64.STS.1.M40.G	4-1102755-5 0-1102983-1 0-1106461-8 0-1106461-3
	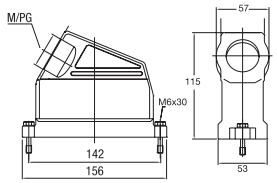	M40	29 36	**HIP** HIP-KF.24/64.STS.1.29.G HIP-KF.24/64.STS.1.36.G HIP-KF.24/64.STS.1.M40.G	1-1102622-5 1-1102623-5 0-1106474-1
		M40	29 36	**HIP-K** HIP-KF/K.24/64.STS.1.29.G HIP-KF/K. 24/64.STS.1.36G HIP-KF/K.24/64.STS.1.M40.G	2-1102622-5 2-1102623-5 0-1106474-2
		M40	29 36	**EMV-K** EMV-KF/K.24/64.STS.1.29.G EMV-KF/K.24/64.STS.1.36.G EMV-KF/K.24/64.STS.1.M40.G	4-1102732-5 4-1102733-5 0-1106462-2
Hood: Top entry, Standard construction					
	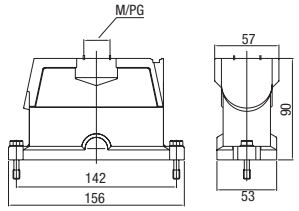	M40	21 29	**HIP** HIP.24/64.STO.1.21.G HIP.24/64.STO.1.29.G HIP.24/64.STO.1.M40.G	1-1102662-5 1-1102664-5 0-1106473-1
		2xM32 M40	29	**HIP-K** HIP-K.24/64.STO.1.29.G HIP-K.24/64.STO.2.M32.G HIP-K.24/64.STO.1.M40.G	2-1102664-5 0-1102792-1 0-1106473-3
		M40 2xM40	29	**EMV-K** EMV-K.24/64.STO.1.29.G EMV-K.24/64.STO.1.M40.G	4-1102759-5 0-1106461-4
		2xM40			
		2xM40			

HF-HIP-K 8/HF-EMV-K 8, HF-HIP-K 12/HF-EMV-K 12 housings

HIP: Pressure-tight, silver-grey
HIP-K: Housings corrosion-resistant, black, according to DIN IEC 68 T2-52 and ASTM B117-09 > 1000h
EMV-K: Protection against electro-magnetic interference, pressure-tight, housings corrosion-resistant, black

Screw lock on hood

Description		Metr.	PG	Type	Part Number
Hood					
	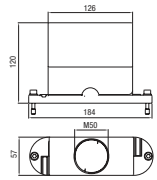	1xM50 1xM50 2xM40 2xM40		HF-HIP-K.8.Sto.1.M50G HF.8.EMV-K.8.Sto.1.M50G HF.HIP-K.8.Sto.2.M40G HF.EMV-K.8.Sto.2.M40G	0-1102839-4 0-1102839-3 0-1102839-2 0-1102839-1
Housing bottom					
	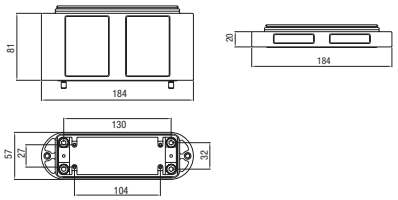	**Height** 81 mm 81 mm	20 mm 20 mm	HF-HIP-K.8.AG.N HF-EMV-K.8.AG.N HF-HIP-K.8.AG HF-EMV-K.8.AG	0-1102837-2 0-1102837-1 0-1102836-2 0-1102836-1
Hood					
	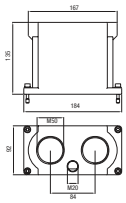	2xM40 2xM40 2xM50 2xM50		HF-HIP-K.12.Sto.2.M40G HF-EMV-K.12.Sto.2.M40G HF-HIP-K.12.Sto.2.M50G HF-EMV-K.12.Sto.2.M50G	0-1102840-2 0-1102840-1 0-1102840-4 0-1102840-3
Housing bottom					
	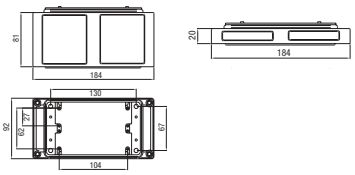	**Height** 81 mm 81 mm	20 mm 20 mm	HF-HIP-K.12.AG.N HF-EMV-K.12.AG.N HF-HIP-K.12.AG HF-EMVK-K.12.AG	0-1102838-2 0-1102838-1 0-1102192-2 0-1102192-1

All specifications subject to change. Consult TE Connectivity for latest design specifications.
Contact TE for assistance with any part number configuration.

HE-032 inserts

INSERTS FOR H32B HOOD/HOUSING

500V MAX. 16A

32 (2x16)+⏚

Dimension (mm)	Type	Part Number	
		Male insert	Female insert
Screw terminal			
	HE-016-M(1-16) HE-016-M(17-32)	T2040162101-000 T2040322101-000	
	HE-016-F(1-16) HE-016-F(17-32)		T2040162201-000 T2040322201-000
Spring terminal			
	HE-016-MS(1-16) HE-016-MS(17-32)	T2040163101-000 T2040323101-000	
	HE-016-FS(1-16) HE-016-FS(17-32)		T2040163201-000 T2040323201-000
Crimp terminal (Order crimp contacts separately)			
	HE-016-MC(1-16) HE-016-MC(17-32)	T2040164101-000 T2040324101-000	
	HE-016-FC(1-16) HE-016-FC(17-32)		T2040164201-000 T2040324201-000
Spring terminal (Two terminals per contact)			
	HE-016-MSS(1-16) HE-016-MSS(17-32)	T2040165101-000 T2040325101-000	
	HE-016-FSS(1-16) HE-016-FSS(17-32)		T2040165201-000 T2040325201-000

16A Contact

Tech data	16A Male crimp contacts	Wire gauge		Stripping length	Crimp contacts, silver-plated		Crimp contacts, gold-plated	
Material: copper alloy **Contact resistance:** ≤1mΩ **Terminal:** crimp connection **CEM/Male** 	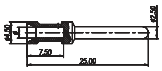	mm²	AWG	mm	Type	Part Number	Type	Part Number
		0.14-0.37	26-22	7.5	CEM-0.3	T2030001002-000	DEM-0.3	T2030011002-000
		0.5	20	7.5	CEM-0.5	T2030001005-000	DEM-0.5	T2030011005-000
		0.75	18	7.5	CEM-0.75	T2030001008-000	DEM-0.75	T2030011008-000
		1.0	18	7.5	CEM-1.0	T2030001010-000	DEM-1.0	T2030011010-000
		1.5	16	7.5	CEM-1.5	T2030001015-000	DEM-1.5	T2030011015-000
		2.5	14	7.5	CEM-2.5	T2030001025-000	DEM-2.5	T2030011025-000
		4.0	12	7.5	CEM-4.0	T2030001040-000	DEM-4.0	T2030011040-000
CEF/Female 	**16A Female crimp contacts** 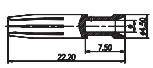	0.14-0.37	26-22	7.5	CEF-0.3	T2030002002-000	DEF-0.3	T2030012002-000
		0.5	20	7.5	CEF-0.5	T2030002005-000	DEF-0.5	T2030012005-000
		0.75	18	7.5	CEF-0.75	T2030002008-000	DEF-0.75	T2030012008-000
		1.0	18	7.5	CEF-1.0	T2030002010-000	DEF-1.0	T2030012010-000
		1.5	16	7.5	CEF-1.5	T2030002015-000	DEF-1.5	T2030012015-000
		2.5	14	7.5	CEF-2.5	T2030002025-000	DEF-2.5	T2030012025-000
		4.0	12	7.5	CEF-4.0	T2030002040-000	DEF-4.0	T2030012040-000

HEE-064 inserts

INSERTS FOR H32B HOOD/HOUSING

500V MAX. 16A

64 (2x32)+⏚

Dimensions (mm)		Type	Part Number	
			Male insert	Female insert
Crimp terminal (order crimp contacts separately)	Contact arrangement view from termination side			
	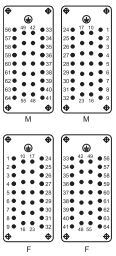	HEE-032-M(1-32) HEE-032-M(33-64)	T2050322101-000 T2050642101-000	
		HEE-032-F(1-32) HEE-032-F(33-64)		T2050322201-000 T2050642201-000

16A Contact

Tech data **Material:** copper alloy **Contact resistance:** ≤1mΩ **Terminal:** crimp connection	16A Male crimp contacts	Wire gauge		Strip-ping length	Crimp contacts, silver-plated		Crimp contacts, gold-plated	
		mm²	AWG	mm	Type	Part Number	Type	Part Number
CEM/Male 	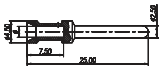	0.14-0.37	26-22	7.5	CEM-0.3	T2030001002-000	DEM-0.3	T2030011002-000
		0.5	20	7.5	CEM-0.5	T2030001005-000	DEM-0.5	T2030011005-000
		0.75	18	7.5	CEM-0.75	T2030001008-000	DEM-0.75	T2030011008-000
		1.0	18	7.5	CEM-1.0	T2030001010-000	DEM-1.0	T2030011010-000
		1.5	16	7.5	CEM-1.5	T2030001015-000	DEM-1.5	T2030011015-000
		2.5	14	7.5	CEM-2.5	T2030001025-000	DEM-2.5	T2030011025-000
		4.0	12	7.5	CEM-4.0	T2030001040-000	DEM-4.0	T2030011040-000
CEF/Female 	16A Female crimp contacts 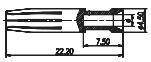	0.14-0.37	26-22	7.5	CEF-0.3	T2030002002-000	DEF-0.3	T2030012002-000
		0.5	20	7.5	CEF-0.5	T2030002005-000	DEF-0.5	T2030012005-000
		0.75	18	7.5	CEF-0.75	T2030002008-000	DEF-0.75	T2030012008-000
		1.0	18	7.5	CEF-1.0	T2030002010-000	DEF-1.0	T2030012010-000
		1.5	16	7.5	CEF-1.5	T2030002015-000	DEF-1.5	T2030012015-000
		2.5	14	7.5	CEF-2.5	T2030002025-000	DEF-2.5	T2030012025-000
		4.0	12	7.5	CEF-4.0	T2030002040-000	DEF-4.0	T2030012040-000

Distance for contact max. 21mm	Panel cut-out for inserts for use without hoods/housings
Crimp terminal 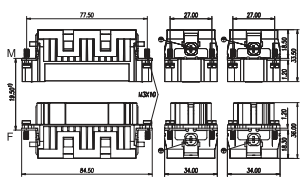	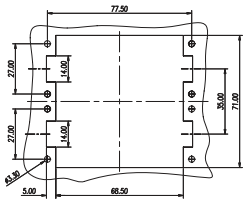

All specifications subject to change. Consult TE Connectivity for latest design specifications.
Contact TE for assistance with any part number configuration.

HEEE-080 inserts

INSERTS FOR H32B HOOD/HOUSING

500V MAX. 16A

80+⏚

Dimensions (mm)		Type	Part Number	
			Male insert	Female insert
Crimp terminal (order crimp contacts separately)	Contact arrangement view from termination side			
	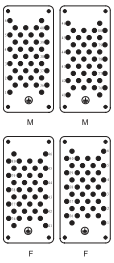	HEEE-040-M(1-40) HEEE-040-M(41-80)	T2050402101-000 T2050802101-000	
		HEEE-040-F(1-40) HEEE-040-F(41-80)		T2050402201-000 T2050802201-000

16A Contact

Tech data **Material:** copper alloy **Contact resistance:** ≤1mΩ **Terminal:** crimp connection **CEM/Male** 	16A Male crimp contacts 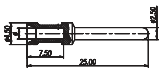	Wire gauge		Stripping length	Crimp contacts, silver-plated		Crimp contacts, gold-plated	
		mm²	AWG	mm	Type	Part Number	Type	Part Number
		0.14-0.37	26-22	7.5	CEM-0.3	T2030001002-000	DEM-0.3	T2030011002-000
		0.5	20	7.5	CEM-0.5	T2030001005-000	DEM-0.5	T2030011005-000
		0.75	18	7.5	CEM-0.75	T2030001008-000	DEM-0.75	T2030011008-000
		1.0	18	7.5	CEM-1.0	T2030001010-000	DEM-1.0	T2030011010-000
		1.5	16	7.5	CEM-1.5	T2030001015-000	DEM-1.5	T2030011015-000
		2.5	14	7.5	CEM-2.5	T2030001025-000	DEM-2.5	T2030011025-000
		4.0	12	7.5	CEM-4.0	T2030001040-000	DEM-4.0	T2030011040-000
CEF/Female 	16A Female crimp contacts 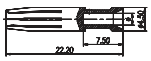	0.14-0.37	26-22	7.5	CEF-0.3	T2030002002-000	DEF-0.3	T2030012002-000
		0.5	20	7.5	CEF-0.5	T2030002005-000	DEF-0.5	T2030012005-000
		0.75	18	7.5	CEF-0.75	T2030002008-000	DEF-0.75	T2030012008-000
		1.0	18	7.5	CEF-1.0	T2030002010-000	DEF-1.0	T2030012010-000
		1.5	16	7.5	CEF-1.5	T2030002015-000	DEF-1.5	T2030012015-000
		2.5	14	7.5	CEF-2.5	T2030002025-000	DEF-2.5	T2030012025-000
		4.0	12	7.5	CEF-4.0	T2030002040-000	DEF-4.0	T2030012040-000

Distance for contact max. 21mm	Panel cut-out for inserts for use without hoods/housings
Crimp terminal 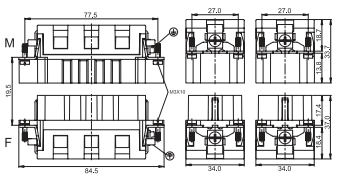	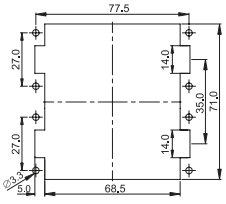

HEEE-096 inserts

INSERTS FOR H32B HOOD/HOUSING

400V MAX. 16A

96+⏚

Dimensions (mm)		Type	Part Number	
			Male insert	Female insert
Crimp terminal (order crimp contacts separately)	Contact arrangement view from termination side			
	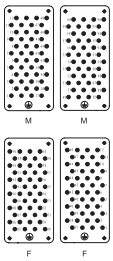	HEEE-048-M(1-48) HEEE-048-M(49-96)	T2050482101-000 T2050962101-000	
		HEEE-048-F(1-48) HEEE-048-F(49-96)		T2050482201-000 T2050962201-000

16A Contact

Tech data	16A Male crimp contacts	Wire gauge		Stripping length	Crimp contacts, silver-plated		Crimp contacts, gold-plated	
		mm²	AWG	mm	Type	Part Number	Type	Part Number
Material: copper alloy **Contact resistance:** ≤1mΩ **Terminal:** crimp connection **CEM/Male** 	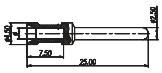	0.14-0.37	26-22	7.5	CEM-0.3	T2030001002-000	DEM-0.3	T2030011002-000
		0.5	20	7.5	CEM-0.5	T2030001005-000	DEM-0.5	T2030011005-000
		0.75	18	7.5	CEM-0.75	T2030001008-000	DEM-0.75	T2030011008-000
		1.0	18	7.5	CEM-1.0	T2030001010-000	DEM-1.0	T2030011010-000
		1.5	16	7.5	CEM-1.5	T2030001015-000	DEM-1.5	T2030011015-000
		2.5	14	7.5	CEM-2.5	T2030001025-000	DEM-2.5	T2030011025-000
		4.0	12	7.5	CEM-4.0	T2030001040-000	DEM-4.0	T2030011040-000
CEF/Female 	**16A Female crimp contacts** 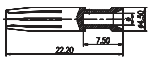	0.14-0.37	26-22	7.5	CEF-0.3	T2030002002-000	DEF-0.3	T2030012002-000
		0.5	20	7.5	CEF-0.5	T2030002005-000	DEF-0.5	T2030012005-000
		0.75	18	7.5	CEF-0.75	T2030002008-000	DEF-0.75	T2030012008-000
		1.0	18	7.5	CEF-1.0	T2030002010-000	DEF-1.0	T2030012010-000
		1.5	16	7.5	CEF-1.5	T2030002015-000	DEF-1.5	T2030012015-000
		2.5	14	7.5	CEF-2.5	T2030002025-000	DEF-2.5	T2030012025-000
		4.0	12	7.5	CEF-4.0	T2030002040-000	DEF-4.0	T2030012040-000

Distance for contact max. 21mm	Panel cut-out for inserts for use without hoods/housings
Crimp terminal 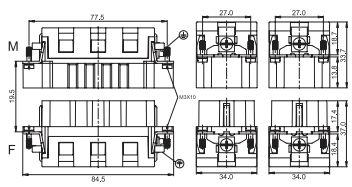	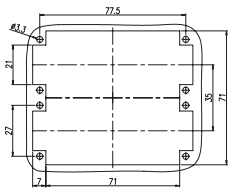

All specifications subject to change. Consult TE Connectivity for latest design specifications.
Contact TE for assistance with any part number configuration.

H32B with 2 levers on the hoods/housings

POWDER-COATED, RAL 7037

Dimensions (mm)		Metr.	PG	Type	Part Number
Hood: Side entry					
	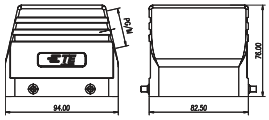	M32 M40	PG29 PG36	H32B-TS-PG29 H32B-TS-PG36 H32B-TS-M32 H32B-TS-M40	T1210320129-000 T1210320136-000 T1210320132-000 T1210320140-000
Hood: Top entry					
	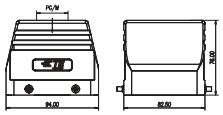	M25 M32 M40 M50	PG21 PG29 PG36 PG42	H32B-TG-PG21 H32B-TG-PG29 H32B-TG-PG36 H32B-TG-PG42 H32B-TG-M25 H32B-TG-M32 H32B-TG-M40 H32B-TG-M50	T1220320121-000 T1220320129-000 T1220320136-000 T1220320142-000 T1220320125-000 T1220320132-000 T1220320140-000 T1220320150-000
Bulkhead mounted					
	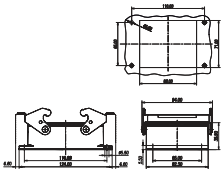			H32B-AG	T1410322000-000
Surface mounted: Side entry					
	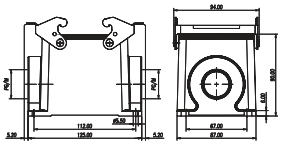	M32 M40 M50 M63 M32 M40 M50 M63	PG29 PG36 PG42 PG29 PG36 PG42	H32B-SGR-PG29 H32B-SGR-PG36 H32B-SGR-PG42 H32B-SGR-M32 H32B-SGR-M40 H32B-SGR-M50 H32B-SGR-M63 H32B-SGR-2PG29 H32B-SGR-2PG36 H32B-SGR-2PG42 H32B-SGR-2M32 H32B-SGR-2M40 H32B-SGR-2M50 H32B-SGR-2M63	T1440322129-000 T1440322136-000 T1440322142-000 T1440322132-000 T1440322140-000 T1440322150-000 T1440322163-000 T1440322229-000 T1440322236-000 T1440322242-000 T1440322232-000 T1440322240-000 T1440322250-000 T1440322263-000
Cable-to-cable hood					
	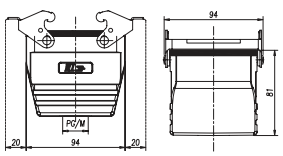	M32 M40 M50 M63	PG29 PG36 PG42	H32B-TBF-PG29 H32B-TBF-PG36 H32B-TBF-PG42 H32B-TBF-M32 H32B-TBF-M40 H32B-TBF-M50 H32B-TBF-M63	T1710322129-000 T1710322136-000 T1710322142-000 T1710322132-000 T1710322140-000 T1710322150-000 T1710322163-000
Protection covers for hoods					
	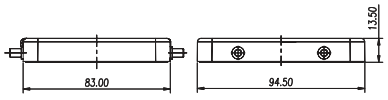			H32B-KDB	T1000321220-000

H32B with 1 lever on the hoods/housings

POWDER-COATED, RAL 7037

Dimensions (mm)		Metr.	PG	Type	Part Number
Hood: Side entry					
	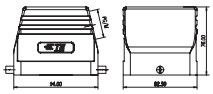	M32 M40	PG29 PG36	H32B-TS-RO-PG29 H32B-TS-RO-PG36 H32B-TS-RO-M32 H32B-TS-RO-M40	T1310320129-000 T1310320136-000 T1310320132-000 T1310320140-000
Hood: Top entry					
	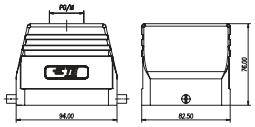	M25 M32 M40 M50	PG21 PG29 PG36 PG42	H32B-TG-RO-PG21 H32B-TG-RO-PG29 H32B-TG-RO-PG36 H32B-TG-RO-PG42 H32B-TG-RO-M25 H32B-TG-RO-M32 H32B-TG-RO-M40 H32B-TG-RO-M50	T1320320121-000 T1320320129-000 T1320320136-000 T1320320142-000 T1320320125-000 T1320320132-000 T1320320140-000 T1320320150-000
Bulkhead mounted					
	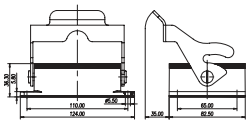			H32B-AG-LB	T1500322000-000
	With protection cover 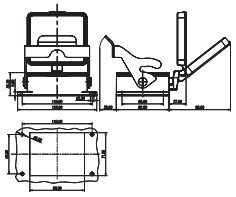			H32B-AD-LB	T1510322000-000
Surface mounted: Side entry					
	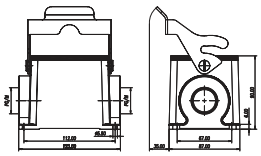 1 Side entry 2 Side entry	M32 M40 M32 M40	PG29 PG29	H32B-SGR-LB-PG29 H32B-SGR-LB-M32 H32B-SGR-LB-M40 H32B-SGR-LB-2PG29 H32B-SGR-LB-2M32 H32B-SGR-LB-2M40	T1610322129-000 T1610322132-000 T1610322140-000 T1610322229-000 T1610322232-000 T1610322240-000
	With protection cover 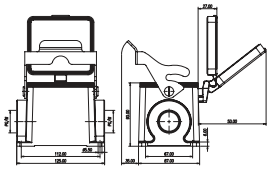 1 Side entry 2 Side entry	M32 M40 M32 M40	PG29 PG29	H32B-SDR-LB-PG29 H32B-SDR-LB-M32 H32B-SDR-LB-M40 H32B-SDR-LB-2PG29 H32B-SDR-LB-2M32 H32B-SDR-LB-2M40	T1620320129-000 T1620320132-000 T1620320140-000 T1620320229-000 T1620320232-000 T1620320240-000

All specifications subject to change. Consult TE Connectivity for latest design specifications.
Contact TE for assistance with any part number configuration.

HE-048 inserts

INSERTS FOR H48B HOOD/HOUSING

500V MAX. 16A

48 (2x24)+⏚

Dimension (mm)	Type	Part Number	
		Male insert	Female insert
Screw terminal			
	HE-024-M(1-24) HE-024-M(25-48)	T2040242101-000 T2040482101-000	
	HE-024-F(1-24) HE-024-F(25-18)		T2040242201-000 T2040482201-000
Spring terminal			
	HE-024-MS(1-24) HE-024-MS(25-48)	T2040243101-000 T2040483101-000	
	HE-024-FS(1-24) HE-024-FS(25-48)		T2040243201-000 T2040483201-000
Crimp terminal (Order crimp contacts separately)			
	HE-024-MC(1-24) HE-024-MC(25-48)	T2040244101-000 T2040484101-000	
	HE-024-FC(1-24) HE-024-FC(25-48)		T2040244201-000 T2040484201-000
Spring terminal (Two terminals per contact)			
	HE-024-MSS(1-24) HE-024-MSS(25-48)	T2040245101-000 T2040485101-000	
	HE-024-FSS(1-24) HE-024-FSS(25-48)		T2040245201-000 T2040485201-000

16A Contact

Tech data **Material:** copper alloy **Contact resistance:** ≤1mΩ **Terminal:** crimp connection **CEM/Male** 	16A Male crimp contacts 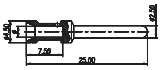	Wire gauge		Strip-ping length	Crimp contacts, silver-plated		Crimp contacts, gold-plated	
		mm²	AWG	mm	Type	Part Number	Type	Part Number
		0.14-0.37	26-22	7.5	CEM-0.3	T2030001002-000	DEM-0.3	T2030011002-000
		0.5	20	7.5	CEM-0.5	T2030001005-000	DEM-0.5	T2030011005-000
		0.75	18	7.5	CEM-0.75	T2030001008-000	DEM-0.75	T2030011008-000
		1.0	18	7.5	CEM-1.0	T2030001010-000	DEM-1.0	T2030011010-000
		1.5	16	7.5	CEM-1.5	T2030001015-000	DEM-1.5	T2030011015-000
		2.5	14	7.5	CEM-2.5	T2030001025-000	DEM-2.5	T2030011025-000
		4.0	12	7.5	CEM-4.0	T2030001040-000	DEM-4.0	T2030011040-000
CEF/Female 	16A Female crimp contacts 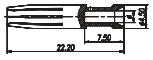	0.14-0.37	26-22	7.5	CEF-0.3	T2030002002-000	DEF-0.3	T2030012002-000
		0.5	20	7.5	CEF-0.5	T2030002005-000	DEF-0.5	T2030012005-000
		0.75	18	7.5	CEF-0.75	T2030002008-000	DEF-0.75	T2030012008-000
		1.0	18	7.5	CEF-1.0	T2030002010-000	DEF-1.0	T2030012010-000
		1.5	16	7.5	CEF-1.5	T2030002015-000	DEF-1.5	T2030012015-000
		2.5	14	7.5	CEF-2.5	T2030002025-000	DEF-2.5	T2030012025-000
		4.0	12	7.5	CEF-4.0	T2030002040-000	DEF-4.0	T2030012040-000

Distance for contact max. 21mm	Contact arrangement view from termination side	Panel cut-out for inserts for use without hoods/housings
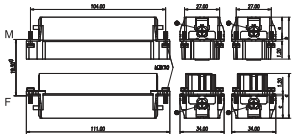	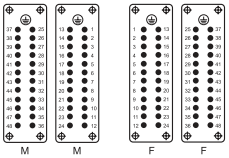	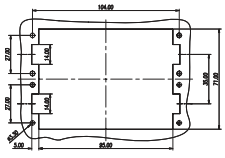

HEE-092 inserts

INSERTS FOR H48B HOOD/HOUSING

500V MAX. 16A

92 (2x46)+⏚

Dimensions (mm)		Type	Part Number	
			Male insert	Female insert
Crimp terminal (order crimp contacts separately)	Contact arrangement view from termination side			
		HEE-046-M(1-46) HEE-046-M(47-92)	T2050462101-000 T2050922101-000	
		HEE-046-F(1-46) HEE-046-F(47-92)		T2050462201-000 T2050922201-000

16A Contact

Tech data	16A Male crimp contacts	Wire gauge		Stripping length	Crimp contacts, silver-plated		Crimp contacts, gold-plated	
		mm²	AWG	mm	Type	Part Number	Type	Part Number
Material: copper alloy **Contact resistance:** ≤1mΩ **Terminal:** crimp connection **CEM/Male** 	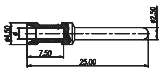	0.14-0.37	26-22	7.5	CEM-0.3	T2030001002-000	DEM-0.3	T2030011002-000
		0.5	20	7.5	CEM-0.5	T2030001005-000	DEM-0.5	T2030011005-000
		0.75	18	7.5	CEM-0.75	T2030001008-000	DEM-0.75	T2030011008-000
		1.0	18	7.5	CEM-1.0	T2030001010-000	DEM-1.0	T2030011010-000
		1.5	16	7.5	CEM-1.5	T2030001015-000	DEM-1.5	T2030011015-000
		2.5	14	7.5	CEM-2.5	T2030001025-000	DEM-2.5	T2030011025-000
		4.0	12	7.5	CEM-4.0	T2030001040-000	DEM-4.0	T2030011040-000
CEF/Female 	**16A Female crimp contacts** 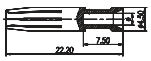	0.14-0.37	26-22	7.5	CEF-0.3	T2030002002-000	DEF-0.3	T2030012002-000
		0.5	20	7.5	CEF-0.5	T2030002005-000	DEF-0.5	T2030012005-000
		0.75	18	7.5	CEF-0.75	T2030002008-000	DEF-0.75	T2030012008-000
		1.0	18	7.5	CEF-1.0	T2030002010-000	DEF-1.0	T2030012010-000
		1.5	16	7.5	CEF-1.5	T2030002015-000	DEF-1.5	T2030012015-000
		2.5	14	7.5	CEF-2.5	T2030002025-000	DEF-2.5	T2030012025-000
		4.0	12	7.5	CEF-4.0	T2030002040-000	DEF-4.0	T2030012040-000

Distance for contact max. 21mm

Crimp terminal

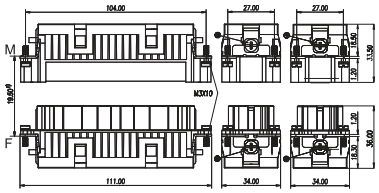

Panel cut-out for inserts for use without hoods/housings

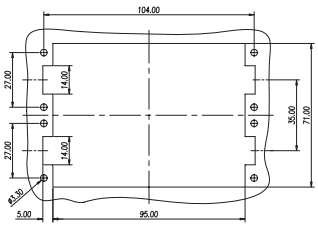

All specifications subject to change. Consult TE Connectivity for latest design specifications.
Contact TE for assistance with any part number configuration.

HEEE-128 inserts

INSERTS FOR H48B HOOD/HOUSING

500V MAX. 16A

128+⏚

Dimensions (mm)		Type	Part Number	
			Male insert	Female insert
Crimp terminal (order crimp contacts separately)	Contact arrangement view from termination side			
		HEEE-064-M(1-64) HEEE-128-M(65-128)	T2050643101-000 T2051283101-000	
		HEEE-064-F(1-64) HEEE-128-F(65-128)		T2050643201-000 T2051283201-000

16A Contact

Tech data **Material:** copper alloy **Contact resistance:** ≤1mΩ **Terminal:** crimp connection **CEM/Male** 	16A Male crimp contacts 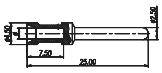	Wire gauge		Stripping length	Crimp contacts, silver-plated		Crimp contacts, gold-plated	
		mm²	AWG	mm	Type	Part Number	Type	Part Number
		0.14-0.37	26-22	7.5	CEM-0.3	T2030001002-000	DEM-0.3	T2030011002-000
		0.5	20	7.5	CEM-0.5	T2030001005-000	DEM-0.5	T2030011005-000
		0.75	18	7.5	CEM-0.75	T2030001008-000	DEM-0.75	T2030011008-000
		1.0	18	7.5	CEM-1.0	T2030001010-000	DEM-1.0	T2030011010-000
		1.5	16	7.5	CEM-1.5	T2030001015-000	DEM-1.5	T2030011015-000
		2.5	14	7.5	CEM-2.5	T2030001025-000	DEM-2.5	T2030011025-000
		4.0	12	7.5	CEM-4.0	T2030001040-000	DEM-4.0	T2030011040-000
CEF/Female 	16A Female crimp contacts 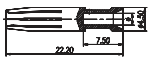	0.14-0.37	26-22	7.5	CEF-0.3	T2030002002-000	DEF-0.3	T2030012002-000
		0.5	20	7.5	CEF-0.5	T2030002005-000	DEF-0.5	T2030012005-000
		0.75	18	7.5	CEF-0.75	T2030002008-000	DEF-0.75	T2030012008-000
		1.0	18	7.5	CEF-1.0	T2030002010-000	DEF-1.0	T2030012010-000
		1.5	16	7.5	CEF-1.5	T2030002015-000	DEF-1.5	T2030012015-000
		2.5	14	7.5	CEF-2.5	T2030002025-000	DEF-2.5	T2030012025-000
		4.0	12	7.5	CEF-4.0	T2030002040-000	DEF-4.0	T2030012040-000

Distance for contact max. 21mm

Crimp terminal

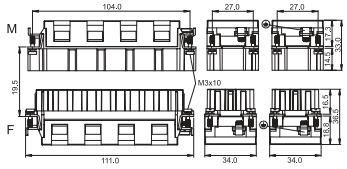

Panel cut-out for inserts for use without hoods/housings

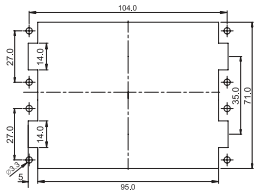

HEEE-144 inserts

INSERTS FOR H48B HOOD/HOUSING

400V MAX. 16A

144+⏚

Dimensions (mm)		Type	Part Number	
			Male insert	Female insert
Crimp terminal (order crimp contacts separately)	Contact arrangement view from termination side			
	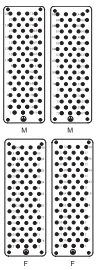	HEEE-072-M(1-72) HEEE-144-M(73-144)	T2050722101-000 T2051442101-000	
		HEEE-072-F(1-72) HEEE-144-F(73-144)		T2050722201-000 T2051442201-000

16A Contact

Tech data **Material:** copper alloy **Contact resistance:** ≤1mΩ **Terminal:** crimp connection **CEM/Male** 	16A Male crimp contacts 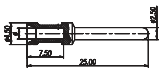	Wire gauge		Stripping length	Crimp contacts, silver-plated		Crimp contacts, gold-plated	
		mm²	AWG	mm	Type	Part Number	Type	Part Number
		0.14-0.37	26-22	7.5	CEM-0.3	T2030001002-000	DEM-0.3	T2030011002-000
		0.5	20	7.5	CEM-0.5	T2030001005-000	DEM-0.5	T2030011005-000
		0.75	18	7.5	CEM-0.75	T2030001008-000	DEM-0.75	T2030011008-000
		1.0	18	7.5	CEM-1.0	T2030001010-000	DEM-1.0	T2030011010-000
		1.5	16	7.5	CEM-1.5	T2030001015-000	DEM-1.5	T2030011015-000
		2.5	14	7.5	CEM-2.5	T2030001025-000	DEM-2.5	T2030011025-000
		4.0	12	7.5	CEM-4.0	T2030001040-000	DEM-4.0	T2030011040-000
CEF/Female 	16A Female crimp contacts 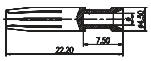	0.14-0.37	26-22	7.5	CEF-0.3	T2030002002-000	DEF-0.3	T2030012002-000
		0.5	20	7.5	CEF-0.5	T2030002005-000	DEF-0.5	T2030012005-000
		0.75	18	7.5	CEF-0.75	T2030002008-000	DEF-0.75	T2030012008-000
		1.0	18	7.5	CEF-1.0	T2030002010-000	DEF-1.0	T2030012010-000
		1.5	16	7.5	CEF-1.5	T2030002015-000	DEF-1.5	T2030012015-000
		2.5	14	7.5	CEF-2.5	T2030002025-000	DEF-2.5	T2030012025-000
		4.0	12	7.5	CEF-4.0	T2030002040-000	DEF-4.0	T2030012040-000

Distance for contact max. 21mm	Panel cut-out for inserts for use without hoods/housings
Crimp terminal 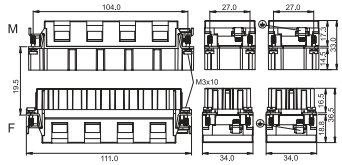	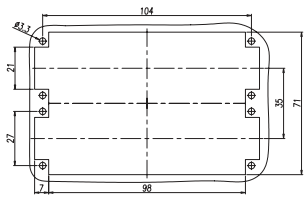

All specifications subject to change. Consult TE Connectivity for latest design specifications.
Contact TE for assistance with any part number configuration.

H48B hoods/housings

POWDER-COATED, RAL 7037

Dimensions (mm)		Metr.	PG	Type	Part Number
Hood: Side entry					
	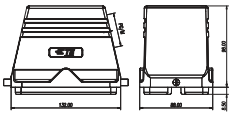	M32 M40 M50 M63	PG29 PG36 PG42	H48B-TS-PG29 H48B-TS-PG36 H4SB-TS-PG42 H48B-TS-M32 H48B-TS-M40 H48B-TS-M50 H48B-TS-M63	T1310480129-000 T1310480136-000 T1310480142-000 T1310480132-000 T1310480140-000 T1310480150-000 T1310480163-000
Hood: Top entry					
	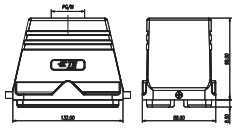	M32 M40 M50 M63	PG29 PG36 PG42	H48B-TG-PG29 H48B-TG-PG36 H48B-TG-PG42 H48B-TG-M32 H48B-TG-M40 H48B-TG-M50 H48B-TG-M63	T1320480129-000 T1320480136-000 T1320480142-000 T1320480132-000 T1320480140-000 T1320480150-000 T1320480163-000
Bulkhead mounted					
	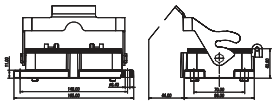			H48B-AG	T1500482000-000
	With protection cover 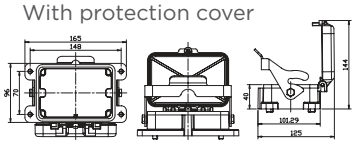			H48B-AD-LB	T1510482000-000
Surface mounted: Side entry					
	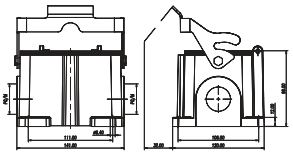	M32 M40 M50 M32 M40 M50	PG29 PG36 PG42 PG29 PG36 PG42	H48B-SGR-PG29 H48B-SGR-PG36 H48B-SGR-PG42 H48B-SGR-M32 H48B-SGR-M40 H48B-SGR-M50 H48B-SGR-2PG29 H48B-SGR-2PG36 H48B-SGR-2PG42 H48B-SGR-2M32 H48B-SGR-2M40 H48B-SGR-2M50	T1610482129-000 T1610482136-000 T1610482142-000 T1610482132-000 T1610482140-000 T1610482150-000 T1610482229-000 T1610482236-000 T1610482242-000 T1610482232-000 T1610482240-000 T1610482250-000
Surface mounted with cover					
	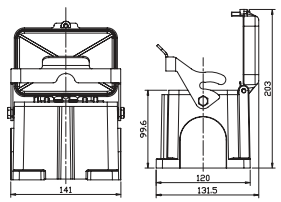	M32 M40 M50 M32 M40 M50	PG29 PG36 PG42 PG29 PG36 PG42	H48B-SDR-PG29 H48B-SDR-PG36 H48B-SDR-PG42 H48B-SDR-M32 H48B-SDR-M40 H48B-SDR-M50 H48B-SDR-2PG29 H48B-SDR-2PG36 H48B-SDR-2PG42 H48B-SDR-2M32 H48B-SDR-2M40 H48B-SDR-2M50	T1620480129-000 T1620480136-000 T1620480142-000 T1620480132-000 T1620480140-000 T1620480150-000 T1620480229-000 T1620480236-000 T1620480242-000 T1620480232-000 T1620480240-000 T1620480250-000

Crimp contacts HE/HA series

16A Contact

Tech data **Material:** copper alloy **Contact resistance:** ≤1mΩ **Terminal:** crimp connection **CEM/Male** 	16A Male crimp contacts 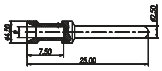	Wire gauge		Stripping length	Crimp contacts, silver-plated		Crimp contacts, gold-plated	
		mm²	AWG	mm	Type	Part Number	Type	Part Number
		0.14-0.37	26-22	7.5	CEM-0.3	T2030001002-000	DEM-0.3	T2030011002-000
		0.5	20	7.5	CEM-0.5	T2030001005-000	DEM-0.5	T2030011005-000
		0.75	18	7.5	CEM-0.75	T2030001008-000	DEM-0.75	T2030011008-000
		1.0	18	7.5	CEM-1.0	T2030001010-000	DEM-1.0	T2030011010-000
		1.5	16	7.5	CEM-1.5	T2030001015-000	DEM-1.5	T2030011015-000
		2.5	14	7.5	CEM-2.5	T2030001025-000	DEM-2.5	T2030011025-000
		4.0	12	7.5	CEM-4.0	T2030001040-000	DEM-4.0	T2030011040-000
CEF/Female 	16A Female crimp contacts 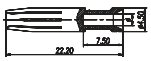	0.14-0.37	26-22	7.5	CEF-0.3	T2030002002-000	DEF-0.3	T2030012002-000
		0.5	20	7.5	CEF-0.5	T2030002005-000	DEF-0.5	T2030012005-000
		0.75	18	7.5	CEF-0.75	T2030002008-000	DEF-0.75	T2030012008-000
		1.0	18	7.5	CEF-1.0	T2030002010-000	DEF-1.0	T2030012010-000
		1.5	16	7.5	CEF-1.5	T2030002015-000	DEF-1.5	T2030012015-000
		2.5	14	7.5	CEF-2.5	T2030002025-000	DEF-2.5	T2030012025-000
		4.0	12	7.5	CEF-4.0	T2030002040-000	DEF-4.0	T2030012040-000

Crimping tools HE/HA series

Description		Type	Part Number
Crimp tool Wire range: 0.5-4.0mm² Suitable for CDM/CDF and CEM/CEF contacts		CRIMPBOX-0.5/4	T3100000001-000
Crimp tool Wire range: 0.14-4.0mm² Suitable for CDM/CDF and CEM/CEF contacts with locator and die		RSZ.HE-HN.D-HVT	1-1105851-8
Removal tools Used for CEM/CEF contact series		REMOV-HEE	T3100000002-000
M3 screw driver Used for HA/HE inserts		SCREWD-M3	T3100000009-000

All specifications subject to change. Consult TE Connectivity for latest design specifications.
Contact TE for assistance with any part number configuration.

HVE technical characteristics

Specifications ..... DIN EN 60 664-1
..... DIN EN 61 984
Number of contacts ..... 3+PE+2,6+PE+2,10+PE+2

INSERTS

Working current ..... 16A max
(See current carrying capacity)
Working voltage 830V
Test voltage urms 8KV
Pollution degree 3
Insulation resistance ..... ≥10^{10}Ω
Material ..... Polycarbonate
Temperature range ..... -40°C... +125°C
Flammability acc. to UL94 ..... V0
Working voltage acc. to UL/CSA 600V
Mechanical working life-mating cycles ..... ≥500

CONTACTS

Material ..... Copper alloy
Surface ..... Hard silver-plated
.....Hard gold-plated
Contact resistance ..... ≤5mΩ
Terminal ..... Screw terminal
..... Crimp terminal
.....Spring terminal
- mm^2
Screw terminal ..... 0.5-2.5mm^2
Crimp terminal ..... 0.14-4mm^2
Spring terminal ..... 0.5-2.5mm^2
- AWG
Screw terminal 20-14
Crimp terminal 26-12
Spring terminal 20-14
- Tightening/test torque ..... 0.5 Nm

HOODS, HOUSINGS

Material .....Die cast aluminium
Surface .....Powder-coated (RAL 7037)
Locking element.....Stainless steel, steel-zinc plated
Temperature range ..... -40°C... +125°C
Degree of protection acc. to DIN40 050 .....IP65

CURRENT CARRYING CAPACITY

The current carrying is limited by maximum temperature of materials for inserts and contacts including terminals. Control and test procedures according to DIN IEC 60512-3.

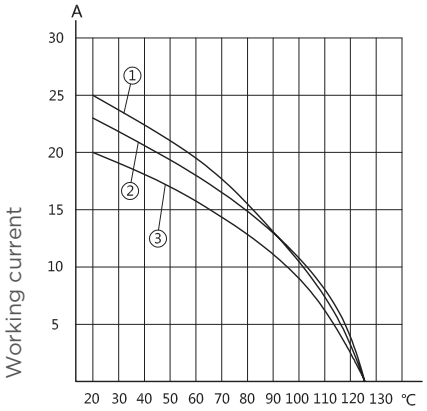

Ambient temperature

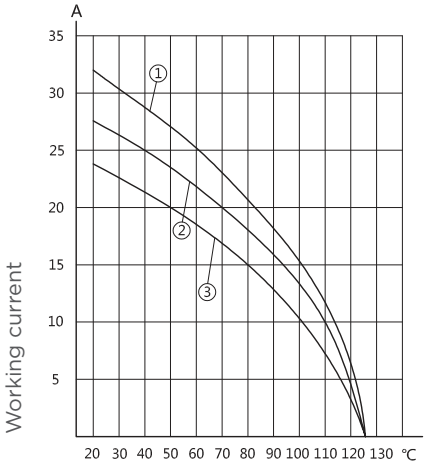

Ambient temperature

1 HVE-003
2 HVE-006
3 HVE-010

HEE series (high voltage) inserts

MODIFIED CONTACT ARRANGEMENT

The connector series HEE equipped with all contacts may be used for voltages up to 500V~insulation group C. A modified contact loading arrangement permits use up to 1000V~also in insulation group C.

	Contact arrangement view from termination side			
	4+ ⏚	8+ ⏚	14+ ⏚	20+ ⏚
Series HEE 690V~ Insulation group C	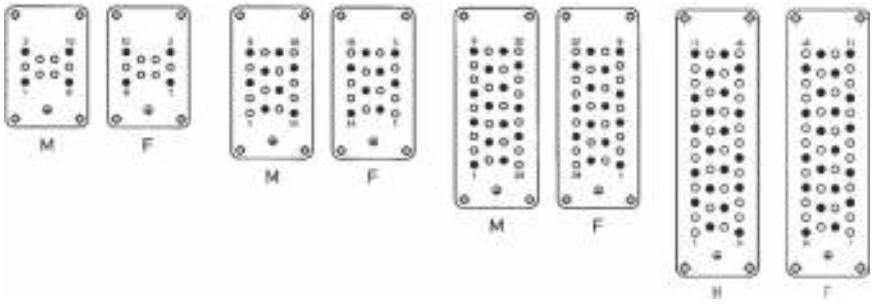			
	2+ ⏚	4+ ⏚	8+ ⏚	12+ ⏚
1000V~ Insulation group C	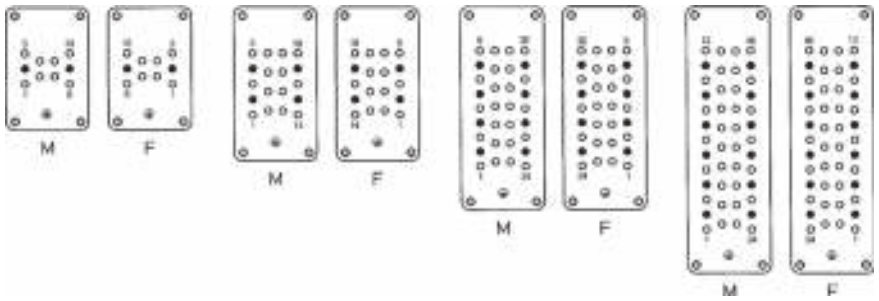			
	Working contact	Without contact	Male insert	Female insert

All specifications subject to change. Consult TE Connectivity for latest design specifications.
Contact TE for assistance with any part number configuration.

HVE series

INSERTS FOR H10B, H16B, H24B HOOD/HOUSING

830V MAX. 16A

Dimension (mm)	Type	Part Number	
		Male insert	Female insert
3+ ⏚ +2 Screw terminal			
	HVE-003-M	T2300033101-000	
	HVE-003-F		T2300033201-000
6+ ⏚ +2 Screw terminal			
	HVE-006-M	T2300063101-000	
	HVE-006-F		T2300063201-000
10+ ⏚ +2 Screw terminal			
	HVE-010-M	T2300103101-000	
	HVE-010-F		T2300103201-000

HSB Series



1. Specifications
DIN VDE 0110 Concerning clearance and creepage distances
DIN VDE 0627 Connectors and plug devices

2. Standards
DIN EN 60 664-1
DIN EN 61 984

3. Approvals

All specifications subject to change. Consult TE Connectivity for latest design specifications.
Contact TE for assistance with any part number configuration.

HSB technical characteristics

Specifications ..... DIN EN 60 664-1
..... DIN EN 61 984
Number of contacts ..... 6,12(2x6) + PE

INSERTS

Working current ..... 35A max
(See current carrying capacity)
Working voltage
Conductor - ground .....400 V
Conductor - conductor .....690 V
Test voltage urms 6KV
Pollution degree 3
Insulation resistance ..... ≥10^{10}Ω
Material ..... Polycarbonate
Temperature range ..... -40°C... +125°C
Flammability acc. to UL94 ..... V0
Working voltage acc. to UL/CSA 600V
Mechanical working life-mating cycles ..... ≥500

CONTACTS

Material ..... Copper alloy
Surface ..... Hard silver-plated
Contact resistance ..... ≤1mΩ
Terminal ..... Screw terminal
- mm² 1.5-6mm²
- AWG 16-10
- Tightening/test torque ..... 1.2 Nm

HOODS, HOUSINGS

Material ..... Die cast aluminium
Surface .....Powder-coated (RAL 7037)
Locking element.....Stainless steel, steel-zinc plated
Temperature range ..... -40°C... +125°C
Degree of protection acc. to DIN40 050 .....IP65

CURRENT CARRYING CAPACITY

The current carrying is limited by maximum temperature of materials for inserts and contacts including terminals. Control and test procedures according to DIN IEC 60512-3.

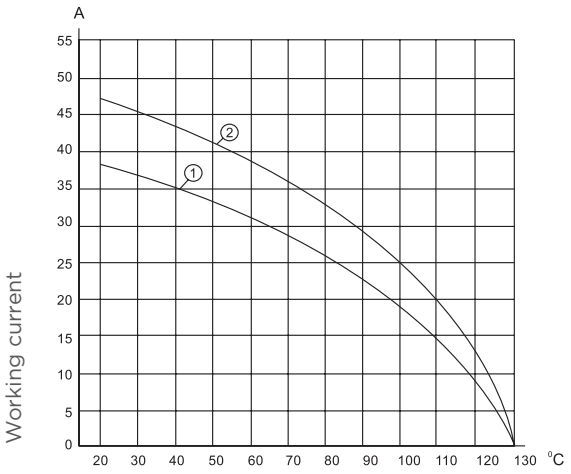

Ambient temperature

1 Wire gauge: 4.0mm²
2 Wire gauge: 6.0mm²

HSB-006 inserts

INSERTS FOR H16B HOOD/HOUSING

690V 35A

6+ ⏚

Dimensions (mm)		Type	Part Number	
			Male insert	Female insert
Crimp terminal (order crimp contacts separately)				
	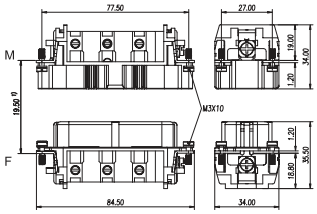	HSB-006-M	T2060062101-000	
		HSB-006-F		T2060062201-000
Contact arrangement view from termination side	Panel cut out for inserts for use without hoods/housings			
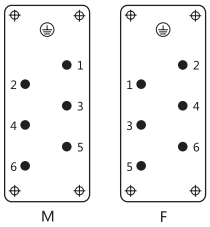	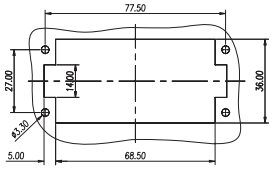			

All specifications subject to change. Consult TE Connectivity for latest design specifications.
Contact TE for assistance with any part number configuration.

H16B with 2 levers on the hoods/housings

POWDER-COATED, RAL 7037

Dimensions (mm)		Metr.	PG	Type	Part Number
Hood: Side entry					
	Low construction 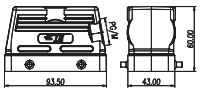	M20 M25 M32	PG16 PG21	H16B-TS-PG16 H16B-TS-PG21 H16B-TS-M20 H16B-TS-M25 H16B-TS-M32	T1210160116-000 T1210160121-000 T1210160120-000 T1210160125-000 T1210160132-000
	High construction 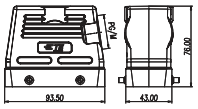	M25 M32 M40	PG21 PG29	H16B-TSH-PG21 H16B-TSH-PG29 H16B-TSH-M25 H16B-TSH-M32 H16B-TSH-M40	T1230160121-000 T1230160129-000 T1230060125-000 T1230160132-000 T1230160140-000
Hood: Top entry					
	Low construction 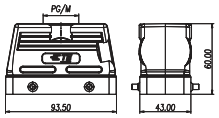	M25 M32	PG16 PG21	H16B-TG-PG16 H16B-TG-PG21 H16B-TG-M25 H16B-TG-M32	T1220160116-000 T1220160121-000 T1220160125-000 T1220160132-000
	High construction 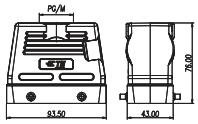	M25 M32 M40	PG21 PG29	H16B-TGH-PG21 H16B-TGH-PG29 H16B-TGH-M25 H16B-TGH-M32 H16B-TGH-M40	T1240160121-000 T1240160129-000 T1240160125-000 T1240160132-000 T1240160140-000
Cable-to-cable hood					
	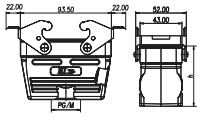 Low construction High construction Construction / H Low / 62.5 Hight / 74.5	M25 M32 M25 M32 M40	PG21 PG21 PG29	H16B-TBFS-PG21 H16B-TBFS-M25 H16B-TBFS-M32 H16B-TBFHS-PG21 H16B-TBFHS-PG29 H16B-TBFHS-M25 H16B-TBFHS-M32 H16B-TBFHS-M40	T1710161121-000 T1710161125-000 T1710161132-000 T1750161121-000 T1750161129-000 T1750161125-000 T1750161132-000 T1750161140-000
Protection covers for hoods					
	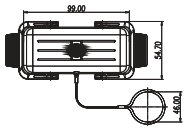			H16B-KDTP	T1010161400-000
Housing protection cover					
	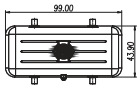			H16B-KDBP	T1010162100-000

H16B with 2 levers on the hoods/housings

POWDER-COATED, RAL 7037

Dimensions (mm)	Metr.	PG	Type	Part Number
Bulkhead mounted				
 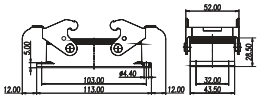			H16B-AGS	T1410161000-000
Surface mounted: Side entry				
 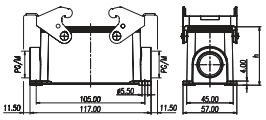 1 Side entry Low construction 2 Side entry 1 Side entry High construction 2 Side entry	M25 M25 M25 M32 M25 M32	PG21 PG21 PG21 PG29 PG21 PG29	H16B-SGRS-PG21 H16B-SGRS-M25 H16B-SGRS-2PG21 H16B-SGRS-2M25 H16B-SGRHS-PG21 H16B-SGRHS-PG29 H16B-SGRHS-M25 H16B-SGRHS-M32 H16B-SGRHS-2PG21 H16B-SGRHS-2PG29 H16B-SGRHS-2M25 H16B-SGRHS-2M32	T1440161121-000 T1440161125-000 T1440161221-000 T1440161225-000 T1470161121-000 T1470161129-000 T1470161125-000 T1470161132-000 T1470161221-000 T1470161229-000 T1470161225-000 T1470161232-000
Construction: Low = H 56; Hight = H 81				
Side entry housing with two levers				
 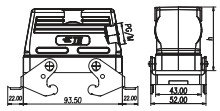 Low construction High construction	M20 M25 M25 M32	PG16 PG21 PG21 PG29	H16B-TSBS-PG16 H16B-TSBS-PG21 H16B-TSBS-M20 H16B-TSBS-M25 H16B-TSBHS-PG21 H16B-TSBHS-PG29 H16B-TSBHS-M25 H16B-TSBHS-M32	T1250163116-000 T1250163121-000 T1250163120-000 T1250163125-000 T1270163121-000 T1270163129-000 T1270163125-000 T1270163132-000
Construction: Low = H 60; Hight = H 76				
Top entry housing with two levers				
 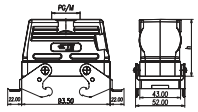 Low construction High construction	M20 M25 M25 M32	PG16 PG21 PG21 PG29	H16B-TGBS-PG16 H16B-TGBS-PG21 H16B-TGBS-M20 H16B-TGBS-M25 H16B-TGBHS-PG21 H16B-TGBHS-PG29 H16B-TGBHS-M25 H16B-TGBHS-M32	T1260163116-000 T1260163121-000 T1260163120-000 T1260163125-000 T1280163121-000 T1280163129-000 T1280163125-000 T1280163132-000
Construction: Low = H 60; Hight = H 76				
Bulkhead mounted with 4 bolts				
With protection cover   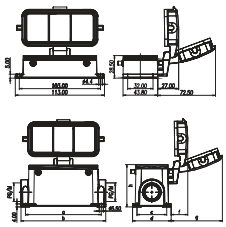 1 Side entry Low construction 2 Side entry 1 Side entry High construction 2 Side entry	M25 M25 M25 M32 M25 M32	PG21 PG21 PG21 PG29 PG21 PG29	H16B-AD-BO H16B-SDR-BO-PG21 H16B-SDR-BO-M25 H16B-SDR-BO-2PG21 H16B-SDR-BO-2M25 H16B-SDRH-BO-PG21 H16B-SDRH-BO-PG29 H16B-SDRH-BO-M25 H16B-SDRH-BO-M32 H16B-SDRH-BO-2PG21 H16B-SDRH-BO-2PG29 H16B-SDRH-BO-2M25 H16B-SDRH-BO-2M32	T1430160000-000 T1460160121-000 T1460160125-000 T1460160221-000 T1460160225-000 T1490160121-000 T1490160129-000 T1490160125-000 T1490160132-000 T1490160221-000 T1490160229-000 T1490160225-000 T1490160232-000

Construction	A	B	C	D	F	G	H
Low	105	117	45	57	20	65	56
Hight	105	117	45	57	20	65	81

All specifications subject to change. Consult TE Connectivity for latest design specifications.
Contact TE for assistance with any part number configuration.

H16B with 1 lever on the hoods/housings

POWDER-COATED, RAL 7037

Dimensions (mm)		Metr.	PG	Type	Part Number
Hood: Side entry					
	Low construction 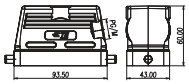	M25 M32	PG21 PG29	H16B-TS-RO-PG21 H16B-TS-RO-PG29 H16B-TS-RO-M25 H16B-TS-RO-M32	T1310160121-000 T1310160129-000 T1310160125-000 T1310160132-000
	High construction 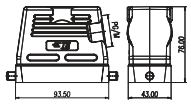	M25 M32 M40	PG21 PG29	H16B-TSH-RO-PG21 H16B-TSH-RO-PG29 H16B-TSH-RO-M25 H16B-TSH-RO-M32 H16B-TSH-RO-M40	T1330160121-000 T1330160129-000 T1330160125-000 T1330160132-000 T1330160140-000
Hood: Top entry					
	Low construction 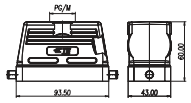	M25 M32	PG21 PG29	H16B-TG-RO-PG21 H16B-TG-RO-PG29 H16B-TG-RO-M25 H16B-TG-RO-M32	T1320160121-000 T1320160129-000 T1320160125-000 T1320160132-000
	High construction 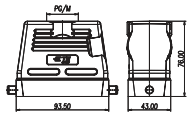	M25 M32 M40	PG21 PG29	H16B-TGH-RO-PG21 H16B-TGH-RO-PG29 H16B-TGH-RO-M25 H16B-TGH-RO-M32 H16B-TGH-RO-M40	T1340160121-000 T1340160129-000 T1340160125-000 T1340160132-000 T1340160140-000
Cable-to-cable hood					
	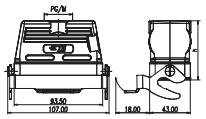 Low construction High construction Construction | H Low | 62.5 Hight | 74.5	M25 M32 M25 M32 M40	PG21 PG29 PG21 PG29	H16B-TBF-LB-PG21 H16B-TBF-LB-PG29 H16B-TBF-LB-M25 H16B-TBF-LB-M32 H16B-TBFH-LB-PG21 H16B-TBFH-LB-PG29 H16B-TBFH-LB-M25 H16B-TBFH-LB-M32 H16B-TBFH-LB-M40	T1730163121-000 T1730163129-000 T1730163125-000 T1730163132-000 T1770163121-000 T1770163129-000 T1770163125-000 T1770163132-000 T1770163140-000
Protection covers for hoods					
				H16B-KDTP-LB	T1010161500-000

H16B with 1 lever on the hoods/housings

POWDER-COATED, RAL 7037

Dimensions (mm)	Metr.	PG	Type	Part Number
Bulkhead mounted				
 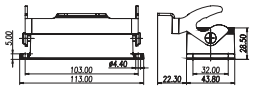			H16B-AG-LB	T1500163000-000
 With protection cover 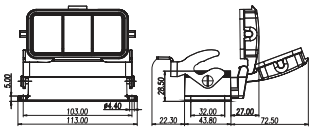			H16B-AD-LB	T1510163000-000
Surface mounted: Side entry				
 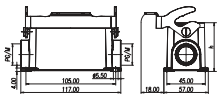 1 Side entry Low construction 2 Side entry 1 Side entry High construction 2 Side entry	M20 M25 M20 M25 M25 M32 M25 M32	PG16 PG21 PG16 PG21 PG21 PG29 PG21 PG29 	H16B-SGR-LB-PG16 H16B-SGR-LB-PG21 H16B-SGR-LB-M20 H16B-SGR-LB-M25 H16B-SGR-LB-2PG16 H16B-SGR-LB-2PG21 H16B-SGR-LB-2M20 H16B-SGR-LB-2M25 H16B-SGRH-LB-PG21 H16B-SGRH-LB-PG29 H16B-SGRH-LB-M25 H16B-SGRH-LB-M32 H16B-SGRH-LB-2PG21 H16B-SGRH-LB-2PG29 H16B-SGRH-LB-2M25 H16B-SGRH-LB-2M32	T1610163116-000 T1610163121-000 T1610163120-000 T1610163125-000 T1610163216-000 T1610163221-000 T1610163220-000 T1610163225-000 T1650163121-000 T1650163129-000 T1650163125-000 T1650163132-000 T1650163221-000 T1650163229-000 T1650163225-000 T1650163232-000
 With protection cover 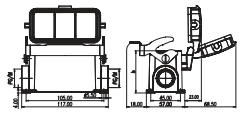 1 Side entry Low construction 2 Side entry 1 Side entry High construction 2 Side entry	M20 M25 M20 M25 M25 M32 M25 M32	PG16 PG21 PG16 PG21 PG21 PG29 PG21 PG29 	H16B-SDR-LB-PG16 H16B-SDR-LB-PG21 H16B-SDR-LB-M20 H16B-SDR-LB-M25 H16B-SDR-LB-2PG16 H16B-SDR-LB-2PG21 H16B-SDR-LB-2M20 H16B-SDR-LB-2M25 H16B-SDRH-LB-PG21 H16B-SDRH-LB-PG29 H16B-SDRH-LB-M25 H16B-SDRH-LB-M32 H16B-SDRH-LB-2PG21 H16B-SDRH-LB-2PG29 H16B-SDRH-LB-2M25 H16B-SDRH-LB-2M32	T1620163116-000 T1620163121-000 T1620163120-000 T1620163125-000 T1620163216-000 T1620163221-000 T1620163220-000 T1620163225-000 T1660163121-000 T1660163129-000 T1660163125-000 T1660163132-000 T1660163221-000 T1660163229-000 T1660163225-000 T1660163232-000

Construction	H
Low	56
Hight	81

All specifications subject to change. Consult TE Connectivity for latest design specifications.
Contact TE for assistance with any part number configuration.

HIP.16/40, HIP-K.16/40, EMV-K.16/40 housings

HIP: Pressure-tight, silver-grey
HIP-K: Housings corrosion-resistant, black, according to DIN IEC 68 T2-52 and ASTM B117-09 > 1000h
EMV-K: Protection against electro-magnetic interference, pressure-tight, housings corrosion-resistant, black

Pressure-tight up to 5 bar **IP 68 / IP 69 K**

Description		Metr.	PG	Type	Part Number
Hood: Side entry					
	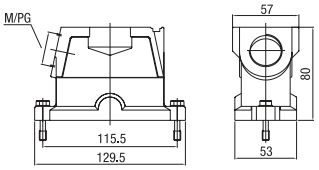	M32	21 29	**HIP** HIP.16/40.STS.1.21.G HIP.16/40.STS.1.29.G HIP.16/40.STS.1.M32.G	1-1102649-5 1-1102651-5 0-1106454-2
		M32	29	**HIP-K** HIP-K.16/40.STS.1.29.G HIP-K.16/40.STS.1.M32.G	2-1102651-5 0-1106444-2
		M32	29	**EMV-K** EMV-K.16/40.STS.1.29.G EMV-K.16/40.STS.1.M32.G	4-1102723-5 0-1106446-4
			21	EMV-K.16/40.STS.1.21.G	4-1102722-5
Hood: Top entry					
	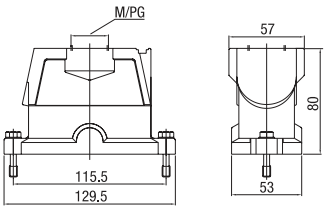	M32	21 29	**HIP** HIP.16/40.STO.1.21.G HIP.16/40.STO.1.29.G HIP.16/40.STO.1.M32.G	1-1102653-5 1-1102655-5 0-1106454-1
		M32	21 29	**HIP-K** HIP-K.16/40.STO.2.21.G HIP-K.16/40.STO.1.29.G HIP-K.16/40.STO.1.M32.G	0-1108534-1 2-1102655-5 0-1106444-1
		M32	29	**EMV-K** EMV-K.16/40.STO.1.29.G EMV-K.16/40.STO.1.M32.G	4-1102725-5 0-1106446-3
Surface mounted housing: Bottom entry					
	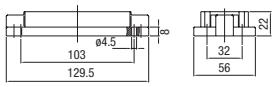 Panel cut-out 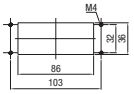			**HIP** HIP.16/40.AG **HIP-K** HIP-K.16/40.AG **EMV-K** EMV-K.16/40.AG	1-1102656-5 2-1102656-5 4-1102728-5
	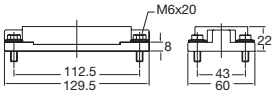 Panel cut-out 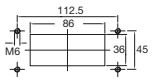			**HIP** HIP.16/40.AG.M6 **HIP-K** HIP-K.16/40.AG.M6 **EMV-K** EMV-K.16/40.AG.M6	1-1102618-5 2-1102618-5 4-1102730-5

HIP.16/40, HIP-K.16/40, EMV-K.16/40 housings

HIP: Pressure-tight, silver-grey
HIP-K: Housings corrosion-resistant, black, according to DIN IEC 68 T2-52 and ASTM B117-09 > 1000h
EMV-K: Protection against electro-magnetic interference, pressure-tight, housings corrosion-resistant, black

Pressure-tight up to 5 bar **IP 68 / IP 69 K**

Description		Metr.	PG	Type	Part Number
Surface mounted housing: Side entry					
	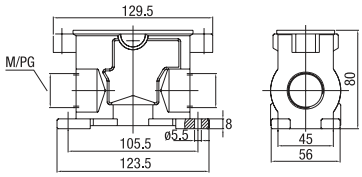			**HIP**	
			21	HIP.16/40.SG.1.21.G	1-1102616-5
			2x21	HIP.16/40.SG.2.21.G	1-1102617-5
		2xM32		HIP.16/40.SG.2.M32.G	0-1106453-1
				HIP-K	
			21	HIP-K.16/40.SG.1.21.G	5-1102616-5
			2x21	HIP-K.16/40.SG.2.21.G	2-1102617-5
		2xM32		HIP-K.16/40.SG.2.M32.G	0-1106443-1
				EMV-K	
			21	EMV-K.16/40.SG.1.21.Z	4-1102726-5
			2x21	EMV-K.16/40.SG.2.21.Z	4-1102727-5
		2xM32		EMV-K.16/40.SG.2.M32.G	0-1106445-2
Protective covers for housings					
	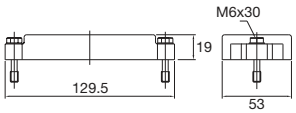			**HIP**	
				HIP/EMV.16/40.SKB	3-1106203-5
				HIP-K	
				HIP-K.16/40.SKB	4-1106203-5

All specifications subject to change. Consult TE Connectivity for latest design specifications.
Contact TE for assistance with any part number configuration.

HSB-012 inserts

INSERTS FOR H32B HOOD/HOUSING 690V 35A

12 (2x6)+ ⏚

Dimensions (mm)		Type	Part Number	
			Male insert	Female insert
Screw terminal				
	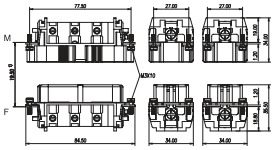	HSB-006-M(1-6) HSB-006-M(7-12)	T2060062101-000 T2060122101-000	
		HSB-006-F(1-6) HSB-006-F(7-12)		T2060062201-000 T2060122201-000
Contact arrangement view from termination side	Panel cut out for inserts for use without hoods/housings			
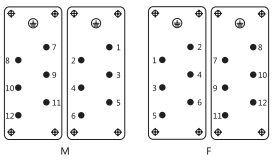	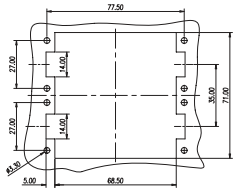			

H32B with 2 levers on the hoods/housings

POWDER-COATED, RAL 7037

Dimensions (mm)		Metr.	PG	Type	Part Number
Hood: Side entry					
	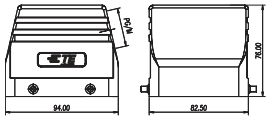	M32 M40	PG29 PG36	H32B-TS-PG29 H32B-TS-PG36 H32B-TS-M32 H32B-TS-M40	T1210320129-000 T1210320136-000 T1210320132-000 T1210320140-000
Hood: Top entry					
	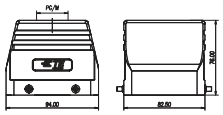	M25 M32 M40 M50	PG21 PG29 PG36 PG42	H32B-TG-PG21 H32B-TG-PG29 H32B-TG-PG36 H32B-TG-PG42 H32B-TG-M25 H32B-TG-M32 H32B-TG-M40 H32B-TG-M50	T1220320121-000 T1220320129-000 T1220320136-000 T1220320142-000 T1220320125-000 T1220320132-000 T1220320140-000 T1220320150-000
Bulkhead mounted					
	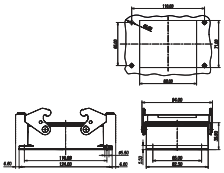			H32B-AG	T1410322000-000
Surface mounted: Side entry					
	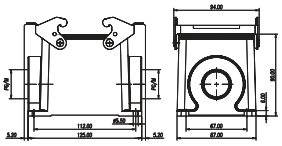	M32 M40 M50 M63 M32 M40 M50 M63	PG29 PG36 PG42 PG29 PG36 PG42 	H32B-SGR-PG29 H32B-SGR-PG36 H32B-SGR-PG42 H32B-SGR-M32 H32B-SGR-M40 H32B-SGR-M50 H32B-SGR-M63 H32B-SGR-2PG29 H32B-SGR-2PG36 H32B-SGR-2PG42 H32B-SGR-2M32 H32B-SGR-2M40 H32B-SGR-2M50 H32B-SGR-2M63	T1440322129-000 T1440322136-000 T1440322142-000 T1440322132-000 T1440322140-000 T1440322150-000 T1440322163-000 T1440322229-000 T1440322236-000 T1440322242-000 T1440322232-000 T1440322240-000 T1440322250-000 T1440322263-000
Cable-to-cable hood					
	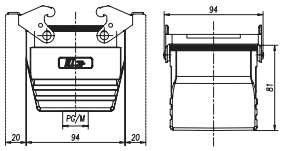	M32 M40 M50 M63	PG29 PG36 PG42	H32B-TBF-PG29 H32B-TBF-PG36 H32B-TBF-PG42 H32B-TBF-M32 H32B-TBF-M40 H32B-TBF-M50 H32B-TBF-M63	T1710322129-000 T1710322136-000 T1710322142-000 T1710322132-000 T1710322140-000 T1710322150-000 T1710322163-000
Protection covers for hoods					
	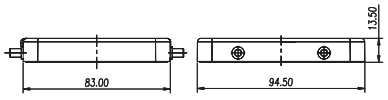			H32B-KDB	T1000321220-000

All specifications subject to change. Consult TE Connectivity for latest design specifications.
Contact TE for assistance with any part number configuration.

H32B with 1 lever on the hoods/housings

POWDER-COATED, RAL 7037

Dimensions (mm)		Metr.	PG	Type	Part Number
Hood: Side entry					
	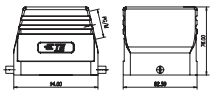	M32 M40	PG29 PG36	H32B-TS-RO-PG29 H32B-TS-RO-PG36 H32B-TS-RO-M32 H32B-TS-RO-M40	T1310320129-000 T1310320136-000 T1310320132-000 T1310320140-000
Hood: Top entry					
	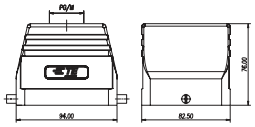	M25 M32 M40 M50	PG21 PG29 PG36 PG42	H32B-TG-RO-PG21 H32B-TG-RO-PG29 H32B-TG-RO-PG36 H32B-TG-RO-PG42 H32B-TG-RO-M25 H32B-TG-RO-M32 H32B-TG-RO-M40 H32B-TG-RO-M50	T1320320121-000 T1320320129-000 T1320320136-000 T1320320142-000 T1320320125-000 T1320320132-000 T1320320140-000 T1320320150-000
Bulkhead mounted					
	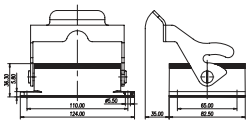			H32B-AG-LB	T1500322000-000
	With protection cover 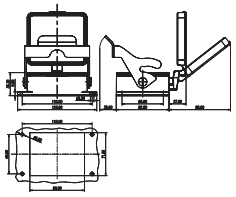			H32B-AD-LB	T1510322000-000
Surface mounted: Side entry					
	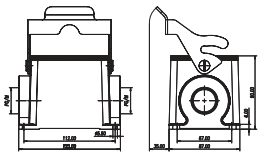 1 Side entry 2 Side entry	M32 M40 M32 M40	PG29 PG29	H32B-SGR-LB-PG29 H32B-SGR-LB-M32 H32B-SGR-LB-M40 H32B-SGR-LB-2PG29 H32B-SGR-LB-2M32 H32B-SGR-LB-2M40	T1610322129-000 T1610322132-000 T1610322140-000 T1610322229-000 T1610322232-000 T1610322240-000
	With protection cover 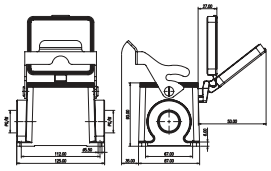 1 Side entry 2 Side entry	M32 M40 M32 M40	PG29 PG29	H32B-SDR-LB-PG29 H32B-SDR-LB-M32 H32B-SDR-LB-M40 H32B-SDR-LB-2PG29 H32B-SDR-LB-2M32 H32B-SDR-LB-2M40	T1620320129-000 T1620320132-000 T1620320140-000 T1620320229-000 T1620320232-000 T1620320240-000

HQ Series



1. Specifications
DIN VDE 0110 Concerning clearance and creepage distances
DIN VDE 0627 Connectors and plug devices

2. Standards
DIN EN 175 301-801
DIN EN 61 984

3. Approvals

All specifications subject to change. Consult TE Connectivity for latest design specifications.
Contact TE for assistance with any part number configuration.

HQ technical characteristics

Specifications ..... DIN EN 60 664-1
..... DIN EN 61 984
Number of contacts ..... 5,7,8,12,17,4/2 + PE

INSERTS

Working current
HQ-005,008..... 16A max
HQ-007,012,017 ..... 10A max
HQ4/2..... Power area 40A max
.....Signal area 10A max
Working voltage
HQ-005,007,012..... 400V
HQ-008..... 500V
HQ-017..... 250V
HQ4/2.....Power area 600V Signal area 250V
Test voltage urms
HQ-005,017 ..... 4KV
HQ-007,008,012,4/2 ..... 6KV
Pollution degree 3
Insulation resistance ..... ≥$10^{10}\Omega$
Material ..... Polycarbonate
Temperature range ..... -40°C... +100°C/125°C
Flammability acc. to UL94 ..... V0
Working voltage acc. to UL/CSA 600V
Mechanical working life-mating cycles ..... ≥500

CONTACTS

Material ..... Copper alloy
Surface ..... Hard silver-plated
.....Hard gold-plated
Contact resistance ..... ≤1mΩ
Terminal ..... Crimp terminal
- mm^2 .....0.14-4.0/0.14-2.5/1.5-6mm^2
- AWG 26-12/26-14/16-10
- Tightening/test torque 0.25Nm

HOODS, HOUSINGS

Material ..... Die cast aluminium
Surface .....Powder-coated (RAL 7037)
Locking element.....Stainless steel, steel-zinc plated
Temperature range ..... -40°C... +125°C
Degree of protection acc. to DIN40 050 .....IP65

CURRENT CARRYING CAPACITY

The current carrying is limited by maximum temperature of materials for inserts and contacts including terminals. Control and test procedures according to DIN IEC 60512-3.

HQ-005 inserts

INSERTS FOR H3A HOOD/HOUSING

400V MAX. 16A

5+⏚

Dimensions (mm)	Contact arrangement view from termination side	Part Number		Type
		Male insert	Female insert	
Crimp terminal (Order crimp contacts separately)				
	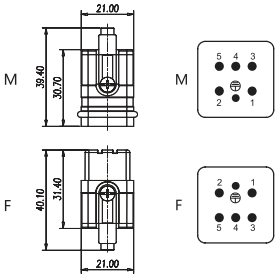	T2080052101-000		HQ-005-M
			T2080052201-000	HQ-005-F

16A Contact

Tech data
Material: copper alloy
Contact resistance: ≤1mΩ
Terminal: crimp connection

CEM/Male



CEF/Female



16A Male crimp contacts	Wire gauge		Stripping length	Crimp contacts, silver-plated		Crimp contacts, gold-plated	
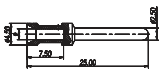	mm²	AWG	mm	Type	Part Number	Type	Part Number
	0.14-0.37	26-22	7.5	CEM-0.3	T2030001002-000	DEM-0.3	T2030011002-000
	0.5	20	7.5	CEM-0.5	T2030001005-000	DEM-0.5	T2030011005-000
	0.75	18	7.5	CEM-0.75	T2030001008-000	DEM-0.75	T2030011008-000
	1.0	18	7.5	CEM-1.0	T2030001010-000	DEM-1.0	T2030011010-000
	1.5	16	7.5	CEM-1.5	T2030001015-000	DEM-1.5	T2030011015-000
	2.5	14	7.5	CEM-2.5	T2030001025-000	DEM-2.5	T2030011025-000
	4.0	12	7.5	CEM-4.0	T2030001040-000	DEM-4.0	T2030011040-000
16A Female crimp contacts							
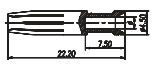	0.14-0.37	26-22	7.5	CEF-0.3	T2030002002-000	DEF-0.3	T2030012002-000
	0.5	20	7.5	CEF-0.5	T2030002005-000	DEF-0.5	T2030012005-000
	0.75	18	7.5	CEF-0.75	T2030002008-000	DEF-0.75	T2030012008-000
	1.0	18	7.5	CEF-1.0	T2030002010-000	DEF-1.0	T2030012010-000
	1.5	16	7.5	CEF-1.5	T2030002015-000	DEF-1.5	T2030012015-000
	2.5	14	7.5	CEF-2.5	T2030002025-000	DEF-2.5	T2030012025-000
	4.0	12	7.5	CEF-4.0	T2030002040-000	DEF-4.0	T2030012040-000

All specifications subject to change. Consult TE Connectivity for latest design specifications.
Contact TE for assistance with any part number configuration.

HQ-007/012 inserts

INSERTS FOR H3A HOOD/HOUSING

400V MAX. 10A

7+⏚
12+ ⏚

Dimensions (mm)	Contact arrangement view from termination side	Part Number		Type
		Male insert	Female insert	
Crimp terminal (Order crimp contacts separately)				
	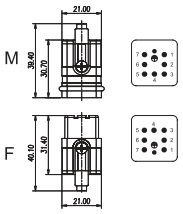	T2080072101-000		HQ-007-M
			T2080072201-000	HQ-007-F
	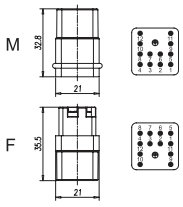	T2080122101-000		HQ-012-M
			T2080122201-000	HQ-012-F

10A Contact

Tech data **Material:** copper alloy **Contact resistance:** ≤3mΩ **Terminal:** crimp connection **CDM/Male** 	10A Male crimp contacts 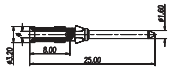	Wire gauge		Strip-ping length	Crimp contacts, silver-plated		Crimp contacts, gold-plated	
		mm²	AWG	mm	Type	Part Number	Type	Part Number
		0.14-0.37	26-22	8.0	CDM-0.14	T2020001002-000	DDM-0.14	T2020011002-000
		0.5	20	8.0	CDM-0.5	T2020001005-000	DDM-0.5	T2020011005-000
		0.75	18	8.0	CDM-0.75	T2020001008-000	DDM-0.75	T2020011008-000
		1.0	18	8.0	CDM-1.0	T2020001010-000	DDM-1.0	T2020011010-000
		1.5	16	8.0	CDM-1.5	T2020001015-000	DDM-1.5	T2020011015-000
		2.5	14	6.0	CDM-2.5	T2020001025-000	DDM-2.5	T2020011025-000
CDF/Female 	10A Female crimp contacts 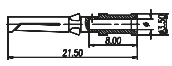	0.14-0.37	26-22	8.0	CDF-0.14	T2020002002-000	DDF-0.14	T2020012002-000
		0.5	20	8.0	CDF-0.5	T2020002005-000	DDF-0.5	T2020012005-000
		0.75	18	8.0	CDF-0.75	T2020002008-000	DDF-0.75	T2020012008-000
		1.0	18	8.0	CDF-1.0	T2020002010-000	DDF-1.0	T2020012010-000
		1.5	16	8.0	CDF-1.5	T2020002015-000	DDF-1.5	T2020012015-000
		2.5	14	6.0	CDF-2.5	T2020002025-000	DDF-2.5	T2020012025-000

H3A metal hoods/housings

POWDER-COATED, RAL 7037

Dimensions (mm)			Metr.	PG	Type	Part Number
Top entry						
	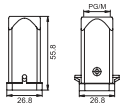		M20	PG11	H3A-MTG-PG11 H3A-MTG-M20	T1329030111-000 T1329030120-000
Side entry						
	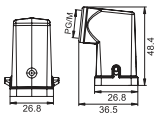		M20	PG11	H3A-MTS-PG11 H3A-MTS-M20	T1319030111-000 T1319030120-000
Bulkhead mounting: Bottom entry						
	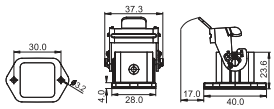				H3A-MAG	T1509030000-000
Bulkhead mounting: Side entry						
	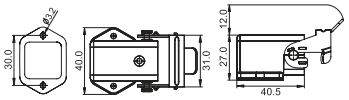				H3A-MAGS	T1549030000-000
Surface mounting: Side entry						
	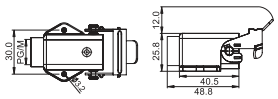		M16 M20	PG11	H3A-MAGSV-PG11 H3A-MAGSV-M16 H3A-MAGSV-M20	T1619030111-000 T1619030116-000 T1619030120-000
Cable-to-cable hood:						
	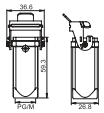		M20	PG11	H3A-MTGVB-PG11 H3A-MTGVB-M20	T1739030111-000 T1739030120-000
Protection covers for hoods (thermoplastic)						
	Note: For mounted male insert and hood	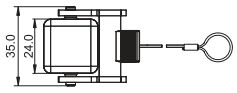			H3A-KDTP	T1010031100-000
Metal protection covers for hoods						
	Note: For mounted female insert and hood	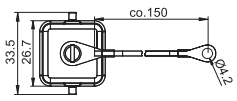			H3A-KDB	T1010033100-000

All specifications subject to change. Consult TE Connectivity for latest design specifications.
Contact TE for assistance with any part number configuration.

H3A thermoplastic hoods/housings

THERMOPLASTIC HOODS, HOUSINGS

Dimensions (mm)			Metr.	PG	Type	Part Number
Top entry						
	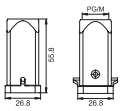		M20	PG11	H3A-TG-PG11 H3A-TG-M20	T1329031111-000 T1329031120-000
Side entry						
	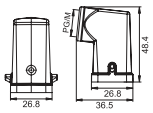		M20	PG11	H3A-TS-PG11 H3A-TS-M20	T1319031111-000 T1319031120-000
Bulkhead mounting: Bottom entry						
	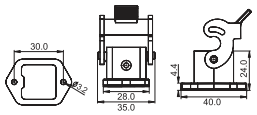				H3A-AG	T1509031100-000
Bulkhead mounting: Side entry						
	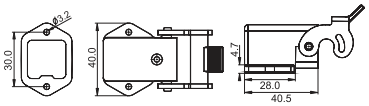				H3A-AGS	T1509031111-000
Surface mounting: Side entry						
	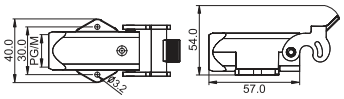		M16 M20	PG11	H3A-AGSV-PG11 H3A-AGSV-M16 H3A-AGSV-M20	T1619031111-000 T1619031116-000 T1619031120-000
Cable-to-cable hood:						
	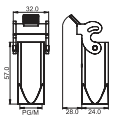		M20	PG11	H3A-TGVB-PG11 H3A-TGVB-M20	T1739031111-000 T1739031120-000
Protection covers for hoods (thermoplastic)						
	Note: For mounted male insert and hood	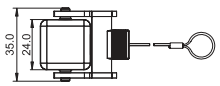			H3A-KDTP	T1010031100-000
Protection covers for hoods						
 White Grey	Note: For mounted female insert and hood	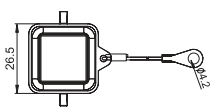			H3A-KDBP (White) H3A-KDBPG (Grey)	T1010032100-000 T1010032300-000
Covers without sealing type						
					H3A-KDBP (White) H3A-KDBP (Grey)	T1010033200-000 T1010032200-000

HIP.3/4, HIP-K.3/4, EMV-K.3/4 housings

HIP: Pressure-tight, silver-grey
HIP-K: Housings corrosion-resistant, black, according to DIN IEC 68 T2-52 and ASTM B117-09 > 1000h
EMV-K: Protection against electro-magnetic interference, pressure-tight, housings corrosion-resistant, black

Screw lock on hood **IP 68 / IP 69 K**

Description	Metr.	PG	Type	Part Number
Hood: Top entry				
 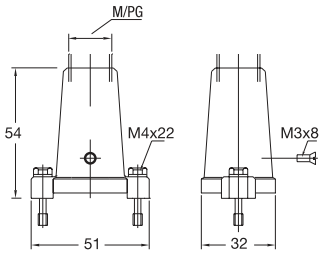			**HIP**	
		11	HIP.3/4.ST0.1.11.G	1-1102600-5
	M16		HIP.3/4.ST0.1.M16.G	0-1106408-1
			HIP-K	
		11	HIP-K.3/4.ST0.1.11.G	2-1102600-5
	M16		HIP-K.3/4.ST0.1.M16.G	0-1106408-2
	M20		HIP-K.3/4.ST0.1.M20.G	0-1106408-3
			EMV-K	
		11	EMV-K.3/4.ST0.1.11.G	4-1102700-5
	M16		EMV-K.3/4.ST0.1.M16.G	0-1106402-2
	M20		EMV-K.3/4.ST0.1.M20.G	0-1106402-3
Surface mounted housing: Bottom entry				
 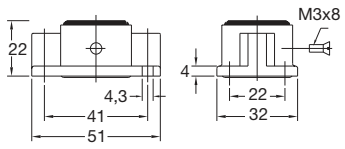 Panel cut-out 21 x 21			**HIP** HIP.3/4.AG **HIP-K** HIP-K.3/4.AG **EMV-K** EMV-K.3/4.AG	1-1102603-5 2-1102603-5 4-1102703-5
Surface mounted housing: Bottom entry (by panel cut-out)				
 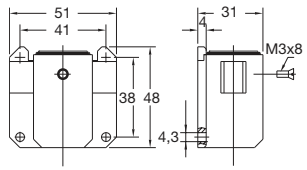 Panel cut-out ø 20			**HIP** HIP.3/4.SGF **HIP-K** HIP-K.3/4.SGF **EMV-K** EMV-K.3/4.SGF	1-1102602-5 2-1102602-5 4-1102702-5

All specifications subject to change. Consult TE Connectivity for latest design specifications.
Contact TE for assistance with any part number configuration.

HIP.3/4, HIP-K.3/4, EMV-K.3/4 housings

HIP: Pressure-tight, silver-grey
HIP-K: Housings corrosion-resistant, black, according to DIN IEC 68 T2-52 and ASTM B117-09 > 1000h
EMV-K: Protection against electro-magnetic interference, pressure-tight, housings corrosion-resistant, black

Screw lock on hood **IP 68 / IP 69 K**

Description		Metr.	PG	Type	Part Number
Surface mounted housing: Side entry					
	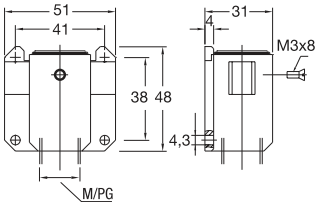			**HIP**	
			PG11	HIP.3/4.SG.1.11.G	1-1102601-5
		M16		HIP.3/4.SG.1.M16.G	0-1106407-1
		M20		HIP.3/4.SG.1.M20.G	0-1106401-4
				HIP-K	
			PG11	HIP-K.3/4.SG.1.11.G	2-1102601-5
		M16		HIP-K.3/4.SG.1.M16.G	0-1106407-2
				EMV-K	
			PG11	EMV-K.3/4.SG.1.11.G	4-1102701-5
		M16		EMV-K.3/4.SG.1.M16.G	0-1106401-2
		M20		EMV-K.3/4.SG.1.M20.G	0-1106401-3
Protective covers for housings					
	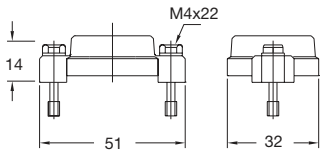			**HIP/EMV**	
				HIP/EMV.3/4.SKB	3-1106200-5
				HIP-K/EMV-K	
				HIP-K/EMV-K.3/4.SKB	4-1106200-5

HQ-017, 4/2, 8, 10 inserts

INSERTS FOR H8A HOOD/HOUSING

17+ ⏚ 4/2+ ⏚ 8+ ⏚ 10

Dimension (mm)	Type	Part Number	
		Male insert	Female insert
Crimp terminal (order crimp contacts separately)			
250V max. 10A 	HQ-017-M	T2080172101-000	
	HQ-017-F		T2080172201-000
400V/250V max. 40A/10A 	HQ-4/2-M	T2080062101-100	
	HQ-4/2-F		T2080062201-100
	HQ-008-M	T2019092101-000	
	HQ-008-F		T2019092201-000
	HG-Q.10.Sti.C	0-1108808-1	
	HG-Q.10.Bu.C		0-1103091-1

Suitable crimp contacts and crimping tools: see page 190

HE-Q.4/2	HE-Q.8	HE-Q.10
Contact arrangement Male insert		
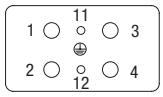	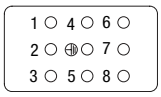	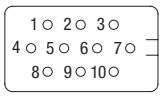
Contact arrangement Female insert		
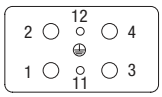	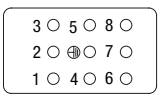	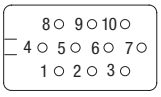

All specifications subject to change. Consult TE Connectivity for latest design specifications.
Contact TE for assistance with any part number configuration.

Crimp contacts HN.D series

10A Contact

Tech data **Material:** copper alloy **Contact resistance:** ≤3mΩ **Terminal:** crimp connection **CDM/Male**	10A Male crimp contacts	Wire gauge		Strip-ping length	Crimp contacts, silver-plated		Crimp contacts, gold-plated	
		mm²	AWG	mm	Type	Part Number	Type	Part Number
		0.14-0.37	26-22	8.0	CDM-0.14	T2020001002-000	DDM-0.14	T2020011002-000
		0.5	20	8.0	CDM-0.5	T2020001005-000	DDM-0.5	T2020011005-000
		0.75	18	8.0	CDM-0.75	T2020001008-000	DDM-0.75	T2020011008-000
		1.0	18	8.0	CDM-1.0	T2020001010-000	DDM-1.0	T2020011010-000
		1.5	16	8.0	CDM-1.5	T2020001015-000	DDM-1.5	T2020011015-000
		2.5	14	6.0	CDM-2.5	T2020001025-000	DDM-2.5	T2020011025-000
CDF/Female	**10A Female crimp contacts**	0.14-0.37	26-22	8.0	CDF-0.14	T2020002002-000	DDF-0.14	T2020012002-000
		0.5	20	8.0	CDF-0.5	T2020002005-000	DDF-0.5	T2020012005-000
		0.75	18	8.0	CDF-0.75	T2020002008-000	DDF-0.75	T2020012008-000
		1.0	18	8.0	CDF-1.0	T2020002010-000	DDF-1.0	T2020012010-000
		1.5	16	8.0	CDF-1.5	T2020002015-000	DDF-1.5	T2020012015-000
		2.5	14	6.0	CDF-2.5	T2020002025-000	DDF-2.5	T2020012025-000

Crimping tools HN.D series

Description		Type	Part Number
Crimp tool Wire range: 0.5-4.0mm² Suitable for CDM/CDF and CEM/CEF contacts		CRIMPBOX-0.5/4	T3100000001-000
Crimp tool Wire range: 0.14-4.0mm² Suitable for CDM/CDF and CEM/CEF contacts with locator and die		RSZ.HE-HN.D-HVT	1-1105851-8
Removal tools Used for CDM/CDF contact series		REMOV-HD	T3100000003-000
M3 screw driver Used for HA/HE inserts		SCREWD-M3	T3100000009-000

Crimp contacts HE/HA series

16A Contact

Tech data **Material:** copper alloy **Contact resistance:** ≤1mΩ **Terminal:** crimp connection	16A Male crimp contacts	Wire gauge		Stripping length	Crimp contacts, silver-plated		Crimp contacts, gold-plated	
		mm²	AWG	mm	Type	Part Number	Type	Part Number
CEM/Male		0.14-0.37	26-22	7.5	CEM-0.3	T2030001002-000	DEM-0.3	T2030011002-000
		0.5	20	7.5	CEM-0.5	T2030001005-000	DEM-0.5	T2030011005-000
		0.75	18	7.5	CEM-0.75	T2030001008-000	DEM-0.75	T2030011008-000
		1.0	18	7.5	CEM-1.0	T2030001010-000	DEM-1.0	T2030011010-000
		1.5	16	7.5	CEM-1.5	T2030001015-000	DEM-1.5	T2030011015-000
		2.5	14	7.5	CEM-2.5	T2030001025-000	DEM-2.5	T2030011025-000
		4.0	12	7.5	CEM-4.0	T2030001040-000	DEM-4.0	T2030011040-000
CEF/Female	**16A Female crimp contacts**	0.14-0.37	26-22	7.5	CEF-0.3	T2030002002-000	DEF-0.3	T2030012002-000
		0.5	20	7.5	CEF-0.5	T2030002005-000	DEF-0.5	T2030012005-000
		0.75	18	7.5	CEF-0.75	T2030002008-000	DEF-0.75	T2030012008-000
		1.0	18	7.5	CEF-1.0	T2030002010-000	DEF-1.0	T2030012010-000
		1.5	16	7.5	CEF-1.5	T2030002015-000	DEF-1.5	T2030012015-000
		2.5	14	7.5	CEF-2.5	T2030002025-000	DEF-2.5	T2030012025-000
		4.0	12	7.5	CEF-4.0	T2030002040-000	DEF-4.0	T2030012040-000

Crimping tools HE/HA series

Description		Type	Part Number
Crimp tool Wire range: 0.5-4.0mm² Suitable for CDM/CDF and CEM/CEF contacts		CRIMPBOX-0.5/4	T3100000001-000
Crimp tool Wire range: 0.14-4.0mm² Suitable for CDM/CDF and CEM/CEF contacts with locator and die		RSZ.HE-HN.D-HVT	1-1105851-8
Removal tools Used for CEM/CEF contact series		REMOV-HEE	T3100000002-000
M3 screw driver Used for HA/HE inserts		SCREWD-M3	T3100000009-000

All specifications subject to change. Consult TE Connectivity for latest design specifications.
Contact TE for assistance with any part number configuration.

Crimp contacts HGQ10 series

Tech data	Type	Part Number	(mm^2)	Tool
Material: copper alloy **Finish:** tin plated **Contact resistance:** ≤3mΩ **Crimp Terminal:** 0.2-4.0 mm^2 AWG: 24-12 Other finishes and Materials on request Appl. Spec.: 114-18018				
	Pin contact tin plated	962966-1 962967-1 962968-1 962969-1	0.2 – 0.4 0.5 – 1.0 1.0 – 2.5 2.5 – 4.0	734285-1 734285-1 734285-2 734285-3
	Reel contact/pin tin plated	929962-1 929963-1 929964-1 929965-1	0.2 – 0.4 0.5 – 1.0 1.0 – 2.5 2.5 – 4.0	734285-1 734285-1 734285-2 734285-3
	Socket contact tin plated	962976-1 962977-1 962978-1 962979-1	0.2 – 0.4 0.5 – 1.0 1.0 – 2.5 2.5 – 4.0	734285-1 734285-1 734285-2 734285-3
	Reel contact/socket tin plated	929969-1 929970-1 929971-1 929972-1	0.2 – 0.4 0.5 – 1.0 1.0 – 2.5 2.5 – 4.0	734285-1 734285-1 734285-2 734285-3

Crimping tools HGQ10 series

Description	Type	Part Number
Extraction tool	Extraction tool Handtool 734285-11,5 mm^2 734285-22,5 mm^2 734285-34,0 mm^2	1-1579007-8
Crimping tool with locator	Safety Press SSC-2FP	1481004-7
Bench and Automatic tooling on request	Ergo Die Adapter	1579000-7

H8A with 1 lever on the hoods/housings

THERMOPLASTIC HOODS, HOUSINGS

Dimensions (mm)		Metr.	PG	Type	Part Number
Hood: Side entry					
	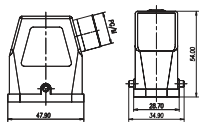	 M20 M25 M25	PG16	H8A-TS-PG16 H8A-TS-M20 H8A-TS-M25 **EMV** HG-Q-EMV.STO.1.M25.Z	T1359090116-000 T1319080120-000 T1319080125-000 0-1103073-3
Hood: Top entry					
	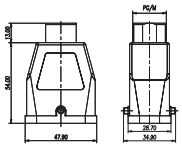	M20 M25 M25		H8A-TG-M20 H8A-TG-M25 **EMV** HG-Q-EMV.STO.1.M25.Z	T1329080120-000 T1329080125-000 0-1103073-4

All specifications subject to change. Consult TE Connectivity for latest design specifications.
Contact TE for assistance with any part number configuration.

HG-Q housings

Plastic glass-fibre reinforced
EMV: Protection against electro-magnetic interference

IP 65

Description		Metr.	PG	Type	Part Number
Cable-to-cable hood: Bottom entry					
	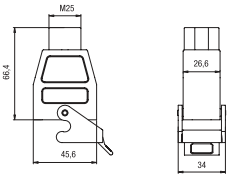	M25 M25		HG-Q.KDO-LB.1.M25.Z **EMV** HG-Q-EMV.KDO-LB.1.M25.Z	0-1108795-1 0-1108795-3
Cable-to-cable hood: Side entry					
	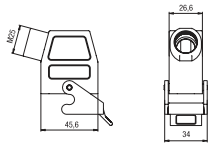	M25 M25		HG-Q.KDS-LB.1.M25.Z **EMV** HG-Q-EMV.KDS-LB.1.M25.Z	0-1108795-2 0-1108795-4
Surface mount housing: Bottom entry					
	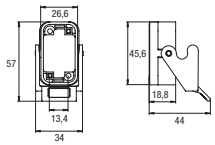	M25 M25		HG-Q.AG-LB **EMV** HG-Q-EMV.AG-LB	0-1103072-1 0-1103072-2

HG-Q.10 motor housings

Plastic glass-fibre reinforced
EMV: Protection against electro-magnetic interference

400V 20A

IP 65

Description	Metr.	PG	Type	Part Number
			HG-Q.10.MC.1 **EMV** HG-Q.10-EMV.MC.1	0-1103092-1 0-1103092-8
			HG-Q.10.MC.2 **EMV** HG-Q.10-EMV.MC.2	0-1103092-2 0-1103092-9
			HG-Q.10.MC.3 **EMV** HG-Q.10-EMV.MC.3	0-1103092-3 1-1103092-0
			HG-Q.10.MC.4 **EMV** HG-Q.10-EMV.MC.4	0-1103092-4 1-1103092-1
			HG-Q.10.MC.5 **EMV** HG-Q.10-EMV.MC.5	0-1103092-5 1-1103092-2

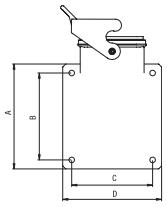

Dimensions (mm)

PN	A	B	C	D
0-1, 0-8	70	58	54	66
0-2, 0-9	70	60	60	70
0-3, 1-0	74	56	56	74
0-4, 1-1	75	64	64	75
0-5, 1-2	120	105	105	120

All specifications subject to change. Consult TE Connectivity for latest design specifications.
Contact TE for assistance with any part number configuration.

HG-Q accessories

Plastic glass-fibre reinforced
EMV: Protection against electro-magnetic interference

SIZE Q

IP 65

Description		Metr.	PG	Type	Part Number
Flange sealing for HG-Q.8 Surface mount housing					
	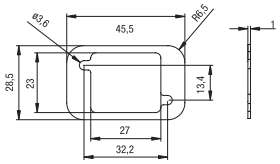			**Conductive** HG-Q.FI-dicht-L	0-1108794-2
Gland fitting, IP68 plastic					
 All glands are supplied with a black M25 nut		M25 (Yellow) M25 (Grey) M25 (Black) M25 (Green) M25 (Red) M25 (White)		HG-Q.M25.6,5/4,0 HG-Q.M25.8,0/5,0 HG-Q.M25.9,5/6,5 HG-Q.M25.10,5/7,0 HG-Q.M25.13,0/9,0 HG-Q.M25.15,5/11,5	0-1103074-1 0-1103074-2 0-1103074-3 0-1103074-4 0-1103074-5 0-1103074-6
Cover for all HG-Q housing					
				Set-HG-Q.8.SKP	0-1108818-1
Coding pin for Q.5 and Q.8, HE, HEE					
	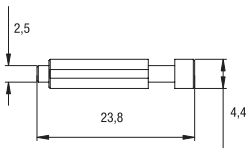			Sich-Stift.HVE.C	0-1110984-4

HEAV Contact Series



1. Specifications
DIN VDE 0110 Concerning clearance and creepage distances
DIN VDE 0627 Connectors and plug devices

2. Standards
DIN EN 60 664-1
DIN EN 61 984

3. Approvals

All specifications subject to change. Consult TE Connectivity for latest design specifications.
Contact TE for assistance with any part number configuration.

HEAV/HESAV technical characteristics

Specifications ..... DIN EN 60 664-1
..... DIN EN 61 984
Number of contacts ..... 6,10,16,24 + PE

INSERTS

Working current ..... 16A max
(See current carrying capacity)
Working voltage 500V
Test voltage urms 6KV
Test voltage urms acc. to TUV 4KV
Pollution degree 2
Insulation resistance ..... ≥$10^{10}\Omega$
Material ..... Polycarbonate
Temperature range ..... -40°C... +125°C
Flammability acc. to UL94 ..... V0
Working voltage acc. to UL/CSA 600V
Mechanical working life-mating cycles ..... ≥500

CONTACTS

Material ..... Copper alloy
Surface ..... Hard silver-plated
Contact resistance ..... ≤4mΩ
HEAV Terminal ..... Screw terminal
- mm^2 ..... 0.2-2.5mm^2
- AWG 24-14
HESAV Terminal ..... Spring terminal
- mm^2 ..... 0.5-2.5mm^2
- AWG 20-14

HOODS, HOUSINGS

Material ..... Die cast aluminium
Surface ..... Powder-coated (RAL 7037)
Locking element ..... Stainless steel, steel-zinc plated
Temperature range ..... -40°C... +125°C
Degree of protection acc. to DIN40 050 ..... IP65

CURRENT CARRYING CAPACITY

The current carrying is limited by maximum temperature of materials for inserts and contacts including terminals. Control and test procedures according to DIN IEC 60512-3.

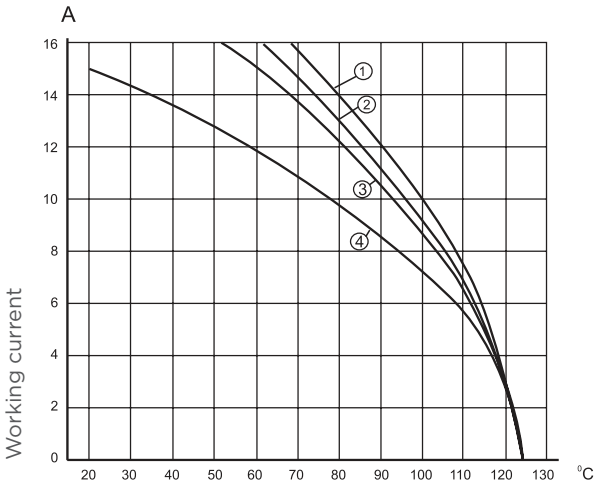

Ambient temperature Wire gauge: 1.5 mm^2

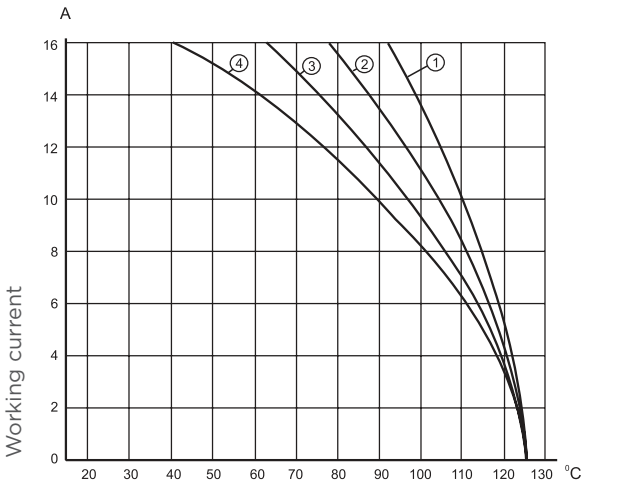

Ambient temperature Wire gauge: 2.50 mm^2

1 HEAV-006/HESAV-006
2 HEAV-010/HESAV-010
3 HEAV-016/HESAV-016
4 HEAV-024/HESAV-024

HEAV inserts

LEFT HAND VERSION
SCREW TERMINAL

500V MAX. 16A

6+⏚ 10+⏚
16+⏚ 24+⏚

Dimensions (mm)	Type	Type	Part Number	
			Male insert	Female insert
Screw terminal 6+ ⏚				
	6-pole	HEAV-006-M	T2090062101-000	
		HEAV-006-F		T2090062201-000
Screw terminal 10+ ⏚				
	10-pole	HEAV-010-M	T2090102101-000	
		HEAV-010-F		T2090102201-000
Left hand version				
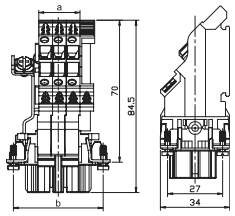				
Screw terminal 16+ ⏚				
	16-pole	HEAV-016-M	T2090162101-000	
		HEAV-016-F		T2090162201-000
Screw terminal 24+ ⏚				
	24-pole	HEAV-024-M	T2090242101-000	
		HEAV-024-F		T2090242201-000
Left hand version				
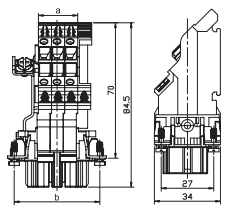				

Male insert/ Female insert	A	B
HEAV-006	20	44
HEAV-010	34	57
HEAV-016	54	77.5
HEAV-024	81	104

All specifications subject to change. Consult TE Connectivity for latest design specifications.
Contact TE for assistance with any part number configuration.

HESAV inserts

LEFT HAND VERSION
SPRING TERMINAL

500V MAX. 16A

6+⏚ 10+ ⏚
16+⏚ 24+ ⏚

Dimensions (mm)	Type	Type	Part Number	
			Male insert	Female insert
Spring terminal 6+ ⏚				
	6-pole	HEAV-006-MS	T2100063101-000	
		HEAV-006-FS		T2100063201-000
Spring terminal 10+ ⏚				
	10-pole	HEAV-010-MS	T2100103101-000	
		HEAV-010-FS		T2100103201-000
Left hand version				
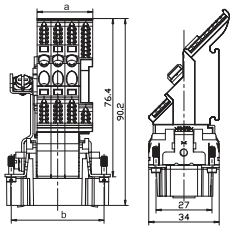				
Spring terminal 16+ ⏚				
	16-pole	HEAV-016-MS	T2100163101-000	
		HEAV-016-FS		T2100163201-000
Spring terminal 24+ ⏚				
	24-pole	HEAV-024-MS	T2100243101-000	
		HEAV-024-FS		T2100243201-000
Left hand version				
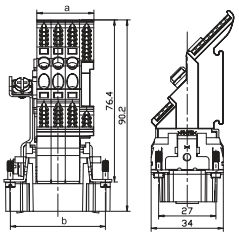				

Male insert/ Female insert	A	B
HEAV-006	20	44
HEAV-010	34	57
HEAV-016	54	77.5
HEAV-024	81	104

HMN Modular Series



- Mutually compatible with other brands
- More convenient to install
- Complete series
- Can be developed according to customer requirements

1. Specifications
DIN VDE 0110 Concerning clearance and creepage distances
DIN VDE 0627 Connectors and plug devices

2. Standards
DIN EN 175 301-801
DIN EN 61 984

3. Approvals

All specifications subject to change. Consult TE Connectivity for latest design specifications.
Contact TE for assistance with any part number configuration.

HMN modular connectors overview

H10A



H6B



H10B



H16B



H24B



MODULAR UNITS, INSTALL AND REMOVE WITHOUT SPECIAL TOOLS!

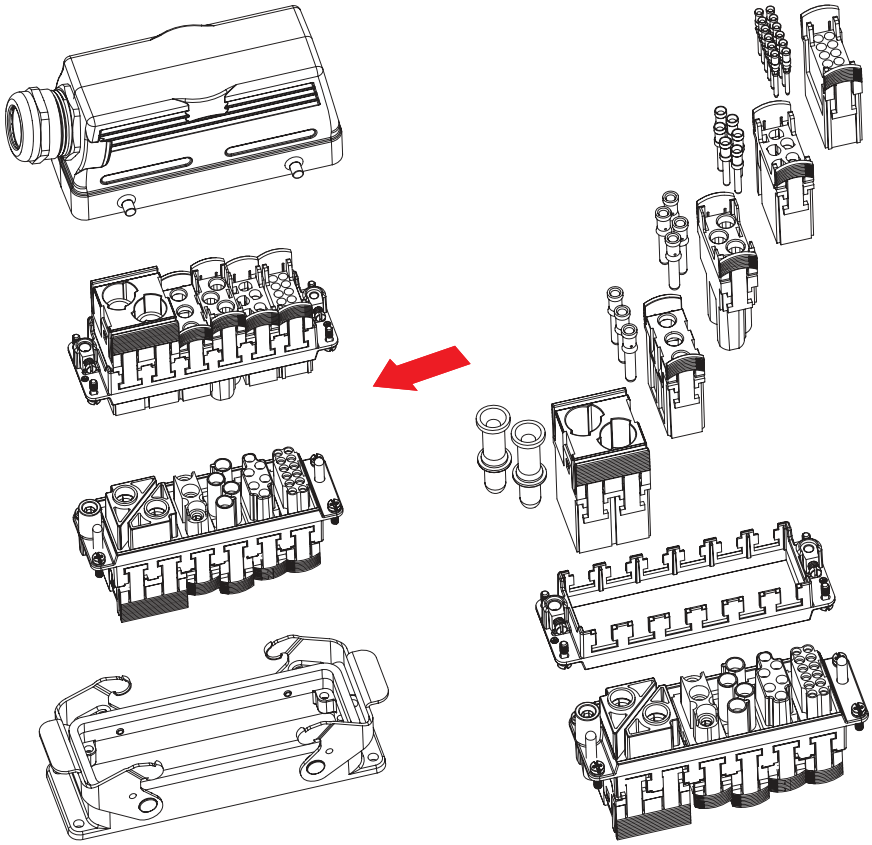

HMN MODULE FIXING FRAME

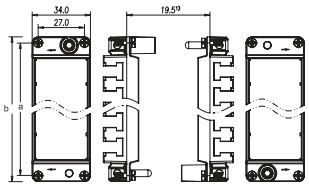

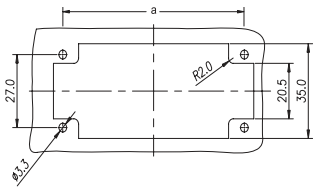

Hood/Housing	NO. of modules	a	b
H10A	1	49.5	56.5
H6B	2	44	51
H10B	3	57	64.1
H16B	4	77.5	84.5
H24B	6	104	111

Distance for electrical contacts max. 21mm.
For pneumatic contacts max. 20.5mm. Each frame is composed of an upper and a lower bracket.

Description	Size	Part Number	Type
H10A frame for 1 modules	H10A	T2079104201-M	H10A-T1-M
		T2079104101-F	H10A-T1-F
H6B frame for 2 modules	H6B	T2070064101-000	H6BN-T2-M
		T2070064201-000	H6BN-T2-F
H10B frame for 3 modules	H10B	T2070104101-000	H10BN-T3-M
		T2070104201-000	H10BN-T3-F
H16B frame for 4 modules	H16B	T2070164101-000	H16BN-T4-M
		T2070164201-000	H16BN-T4-F
H24B frame for 6 modules	H24B	T2070244101-000	H24BN-T6-M
		T2070244201-000	H24BN-T6-F

Notes

All specifications subject to change. Consult TE Connectivity for latest design specifications.
Contact TE for assistance with any part number configuration.

200A/1 Pole module technical characteristics

Specifications ..... DIN EN 60 664-1
..... DIN EN 61 984
Number of contacts ..... 1 pole

INSERTS

Working current ..... 200A max
(See current carrying capacity)
Working voltage 1000V
Test voltage urms 8KV
Pollution degree 3
Insulation resistance ..... $\geq 10^{10}\Omega$
Material ..... Polycarbonate
Temperature range ..... -40°C... +125°C
Flammability acc. to UL94 ..... V0
Working voltage acc. to UL/CSA 600V
Mechanical working life-mating cycles ..... ≥500

CONTACTS

Material ..... Copper alloy
Surface ..... Hard silver-plated
Contact resistance ..... ≤0.3mΩ
Terminal ..... Crimp terminal
- mm^2 ..... 25-70mm^2
- AWG 2-0

CURRENT CARRYING CAPACITY

The current carrying is limited by maximum temperature of materials for inserts and contacts including terminals. Control and test procedures according to DIN IEC 60512-3.

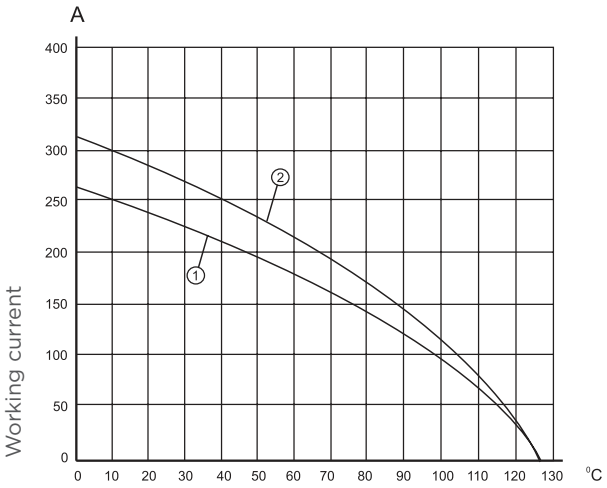

Ambient temperature

1 H24B hood/housing with 3 modules; wire gauge: 50mm^2
2 H24B hood/housing with 3 modules; wire gauge: 70mm^2

HMN-001 module inserts

CRIMP TERMINAL

1000V MAX. 200A

1 Pole

Dimensions (mm)		Type	Part Number	
			Male insert	Female insert
Crimp terminal	Size chart			
	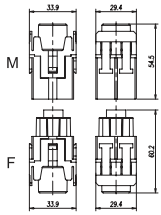	HMN-001-MC	T2111013101-000	
		HMN-001-FC		T2111013201-000

200A Contact

Tech data **Material:** copper **Contact resistance:** ≤0.3mΩ **Terminal:** crimp connection	200A Male crimp contacts	Wire gauge	Ø	Stripping length	Crimp contacts, silver-plated	
		mm²		mm	Type	Part Number
CHM/Male 	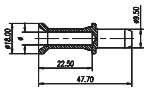	25	7.0	22.5	CHM-25	T2060001025-000
		35	8.2	22.5	CHM-35	T2060001035-000
		50	10.0	22.5	CHM-50	T2060001050-000
		70	11.5	22.5	CHM-70	T2060001070-000
CHF/Female 	200A Female crimp contacts 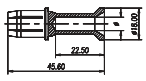	25	7.0	22.5	CHF-25	T2060002025-000
		35	8.2	22.5	CHF-35	T2060002035-000
		50	10.0	22.5	CHF-50	T2060002050-000
		70	11.5	22.5	CHF-70	T2060002070-000

All specifications subject to change. Consult TE Connectivity for latest design specifications.
Contact TE for assistance with any part number configuration.

100A/2 Poles module technical characteristics

Specifications ..... DIN EN 60 664-1
..... DIN EN 61 984
Number of contacts ..... 2 poles

INSERTS

Working current ..... 100A max
(See current carrying capacity)
Working voltage 1000V
Test voltage urms 8KV
Pollution degree 3
Insulation resistance ..... $\geq 10^{10}\Omega$
Material ..... Polycarbonate
Temperature range ..... -40°C... +125°C
Flammability acc. to UL94 ..... V0
Working voltage acc. to UL/CSA 600V
Mechanical working life-mating cycles ..... ≥500

CONTACTS

Material ..... Copper alloy
Surface ..... Hard silver-plated
Contact resistance ..... ≤0.3mΩ
Terminal ..... Crimp terminal
- mm^2 ..... 10-35mm^2
- AWG 6-2

CURRENT CARRYING CAPACITY

The current carrying is limited by maximum temperature of materials for inserts and contacts including terminals. Control and test procedures according to DIN IEC 60512-3.

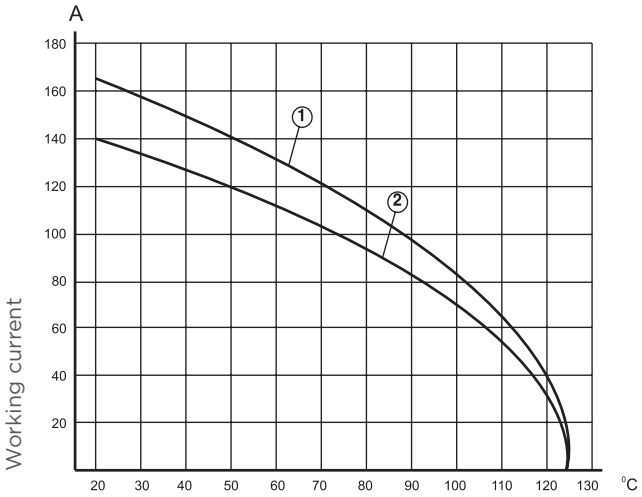

Ambient temperature

1 H24B hood/housing with 3 modules; wire gauge: 35mm^2
2 H24B hood/housing with 3 modules; wire gauge: 25mm^2

HMN-D2 module inserts

CRIMP TERMINAL

1000V MAX. 100A

2 Poles

Dimensions (mm)		Type	Part Number	
			Male insert	Female insert
Crimp terminal	Size chart			
	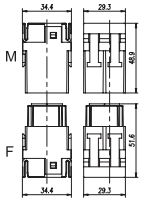	HMN-D2-MC	T2111028101-000	
		HMN-D2-FC		T2111028201-000
Contact arrangement view from termination side				
				

100A Contact

Tech data **Material:** copper alloy **Contact resistance:** ≤1mΩ **Terminal:** crimp connection **CDM/Male** 	**100A Male crimp contacts** 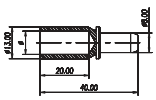	**Wire gauge**	**Ø**	**Stripping length**	**Crimp contacts, silver-plated**	
		mm²		**mm**	**Type**	**Part Number**
		10	4.3	19	CNM-10	T2050001010-000
		16	5.5	19	CNM-16	T2050001016-000
		25	7	19	CNM-25	T2050001025-000
		35	8.2	16	CNM-35	T2050001035-000
CDF/Female 	**100A Female crimp contacts** 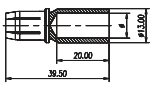	10	4.3	19	CNF-10	T2050002010-000
		16	5.5	19	CNF-16	T2050002016-000
		25	7	19	CNF-25	T2050002025-000
		35	8.2	16	CNF-35	T2050002035-000

All specifications subject to change. Consult TE Connectivity for latest design specifications.
Contact TE for assistance with any part number configuration.

70A/2 Poles module technical characteristics

Specifications ..... DIN EN 60 664-1
..... DIN EN 61 984
Number of contacts ..... 2 poles

INSERTS

Working current ..... 70A max
(See current carrying capacity)
Working voltage 1000V
Test voltage urms 8KV
Pollution degree 3
Insulation resistance ..... $\geq 10^{10}\Omega$
Material ..... Polycarbonate
Temperature range ..... -40°C... +125°C
Flammability acc. to UL94 ..... V0
Working voltage acc. to UL/CSA 600V
Mechanical working life-mating cycles ..... ≥500

CONTACTS

Material ..... Copper alloy
Surface ..... Hard silver-plated
Contact resistance ..... ≤0.5mΩ
Terminal ..... Crimp terminal
- mm^2 ..... 6-22mm^2
- AWG 8-4

CURRENT CARRYING CAPACITY

The current carrying is limited by maximum temperature of materials for inserts and contacts including terminals. Control and test procedures according to DIN IEC 60512-3.

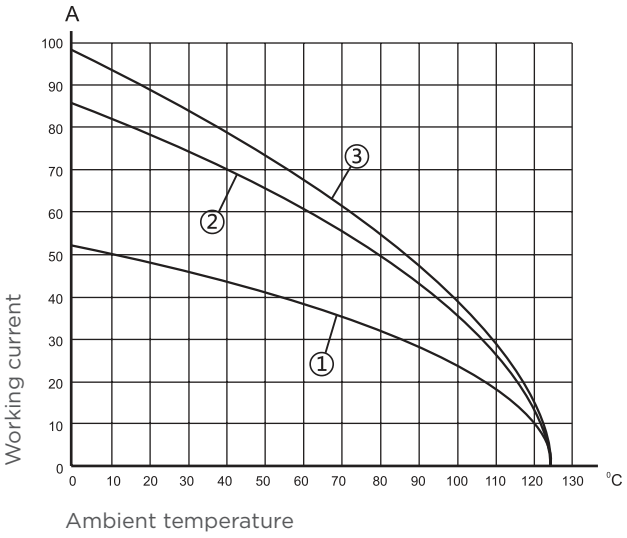

1 H24B hood/housing with 6 modules; wire gauge: 6mm^2
2 H24B hood/housing with 6 modules; wire gauge: 16mm^2
3 H24B hood/housing with 6 modules; wire gauge: 22mm^2

HMN-002 module inserts

CRIMP TERMINAL

1000V MAX. 70A

2 Poles

Dimensions (mm)		Type	Part Number	
			Male insert	Female insert
Crimp terminal (order crimp contacts separately)	Contact arrangement view from termination side			
	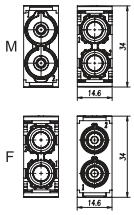	HMN-002-MC	T2111020101-000	
		HMN-002-FC		T2111020201-000

70A Contact

		Wire gauge		A	B	Crimp contacts, silver-plated	
		mm²	AWG			Type	Part Number
Male	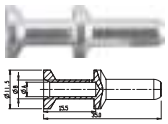	10.0mm² 16.0mm² 25.0mm²	AWG7 AWG5 AWG3	4.3 5.5 7.0	5.6 8.5 10.0	CSM-10 CSM-16 CSM-25	T2400001100-000 T2400001160-000 T2400001250-000
Female	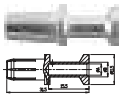	10.0mm² 16.0mm² 25.0mm²	AWG7 AWG5 AWG3	4.3 5.5 7.0	5.6 8.5 10.0	CSF-10 CSF-16 CSF-25	T2400002100-000 T2400002160-000 T2400002250-000

All specifications subject to change. Consult TE Connectivity for latest design specifications.
Contact TE for assistance with any part number configuration.

40A/3 Poles module technical characteristics

Specifications ..... DIN EN 60 664-1
..... DIN EN 61 984
Number of contacts ..... 3 poles

INSERTS

Working current ..... 40A max
(See current carrying capacity)
Working voltage
Cable ø up to 5mm..... 690V
Cable ø up to 7.5mm..... 500V
Test voltage urms 6KV
Pollution degree 3
Insulation resistance ..... ≥10^{10}Ω
Material ..... Polycarbonate
Temperature range ..... -40°C... +125°C
Flammability acc. to UL94 ..... V0
Working voltage acc. to UL/CSA 600V
Mechanical working life-mating cycles ..... ≥500

CONTACTS

Material ..... Copper alloy
Surface ..... Hard silver-plated
Contact resistance ..... ≤0.3mΩ
Terminal ..... Crimp terminal
- mm^2 ..... 1.0-6mm^2
- AWG 18-10

CURRENT CARRYING CAPACITY

The current carrying is limited by maximum temperature of materials for inserts and contacts including terminals. Control and test procedures according to DIN IEC 60512-3.

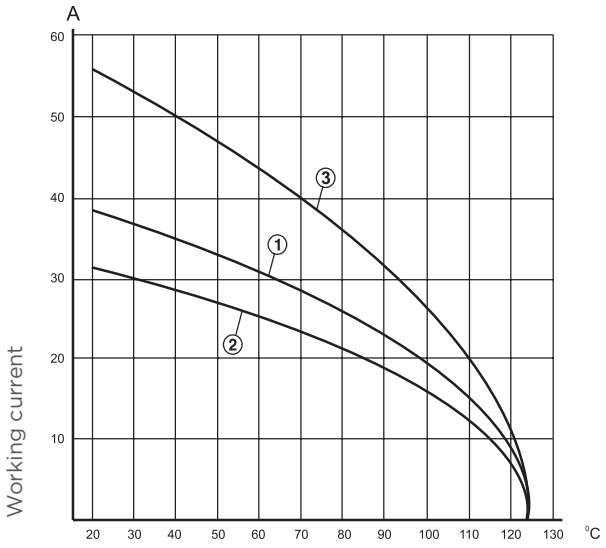

Ambient temperature

1 H24B hood/housing with 6 modules; wire gauge: 6.0mm^2
2 H24B hood/housing with 6 modules; wire gauge: 4.0mm^2
3 H24B hood/housing with 6 modules; wire gauge: 10.0mm^2

HMN-003 module inserts

CRIMP TERMINAL

690V MAX. 40A

3 Poles

Dimensions (mm)		Type	Part Number	
			Male insert	Female insert
Crimp terminal	Size chart			
	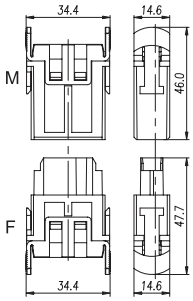	HMN-003-M	T2111032101-000	
		HMN-003-F		T2111032201-000
Contact arrangement view from termination side				
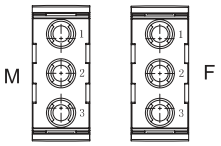				

40A Contact

Tech data **Material:** copper alloy **Contact resistance:** ≤0.3mΩ **Terminal:** crimp connection	40A Male crimp contacts	Wire gauge		Stripping length	Crimp contacts, silver-plated	
		mm²	AWG	mm	Type	Part Number
CMM/Male 	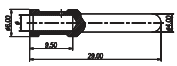	1.5	16	8.0	CMM-1.5	T2040001015-000
		2.5	14	8.0	CMM-2.5	T2040001025-000
		4.0	12	8.0	CMM-4.0	T2040001040-000
		6.0	10	8.0	CMM-6.0	T2040001060-000
		10	7	8.0	CMM-10	T2040001100-000
CMF/Female 	40A Female crimp contacts 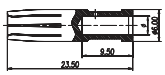	1.5	16	8.0	CMF-1.5	T2040002015-000
		2.5	14	8.0	CMF-2.5	T2040002025-000
		4.0	12	8.0	CMF-4.0	T2040002040-000
		6.0	10	8.0	CMF-6.0	T2040002060-000
		10	7	8.0	CMF-10	T2040002100-000

All specifications subject to change. Consult TE Connectivity for latest design specifications.
Contact TE for assistance with any part number configuration.

40A/4 Poles module technical characteristics

Specifications ..... DIN EN 60 664-1
..... DIN EN 61 984
Number of contacts ..... 4 poles

INSERTS

Working current ..... 40A max
(See current carrying capacity)
Working voltage
Cable ø up to 5mm 830V
Cable ø up to 7.5mm 500V
Test voltage urms 8KV
Pollution degree 3
Insulation resistance ..... $\geq 10^{10}\Omega$
Material ..... Polycarbonate
Temperature range ..... -40°C... +125°C
Flammability acc. to UL94 ..... V0
Working voltage acc. to UL/CSA 600V
Mechanical working life-mating cycles ..... ≥500

CONTACTS

Material ..... Copper alloy
Surface ..... Hard silver-plated
Contact resistance ..... ≤0.3mΩ
Terminal ..... Crimp terminal
- mm^2 ..... 1.0-6mm^2
- AWG 18-10

CURRENT CARRYING CAPACITY

The current carrying is limited by maximum temperature of materials for inserts and contacts including terminals. Control and test procedures according to DIN IEC 60512-3.

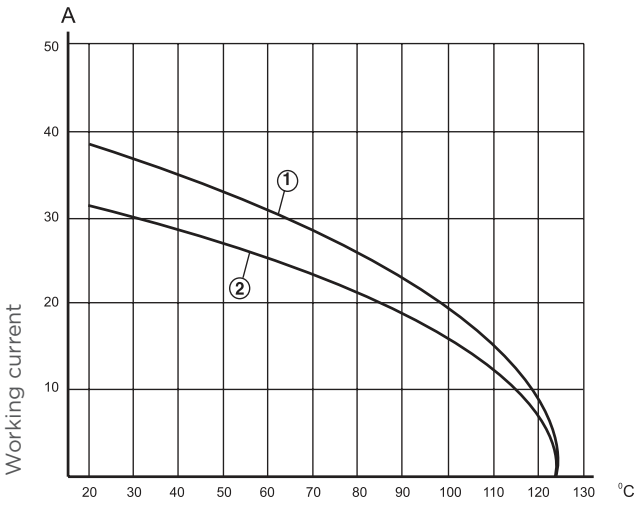

1 H24B hood/housing with 6 modules; wire gauge: 6.0mm^2
2 H24B hood/housing with 6 modules; wire gauge: 4.0mm^2

HMN-004 module inserts

CRIMP TERMINAL

830V MAX. 40A

4 Poles

Dimensions (mm)		Type	Part Number	
			Male insert	Female insert
Crimp terminal	Size chart			
	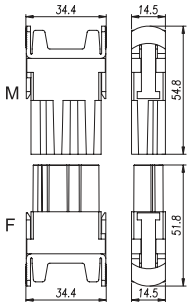	HMN-004-M	T2111042101-000	
		HMN-004-F		T2111042201-000
Contact arrangement view from termination side				
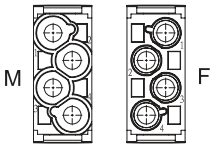				

40A Contact

Tech data **Material:** copper alloy **Contact resistance:** ≤0.3mΩ **Terminal:** crimp connection **CMM/Male** 	40A Male crimp contacts 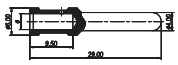	Wire gauge		Stripping length	Crimp contacts, silver-plated	
		mm²	AWG	mm	Type	Part Number
		1.5	16	8.0	CMM-1.5	T2040001015-000
		2.5	14	8.0	CMM-2.5	T2040001025-000
		4.0	12	8.0	CMM-4.0	T2040001040-000
		6.0	10	8.0	CMM-6.0	T2040001060-000
		10	7	8.0	CMM-10	T2040001100-000
CMF/Female 	40A Female crimp contacts 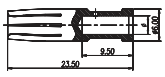	1.5	16	8.0	CMF-1.5	T2040002015-000
		2.5	14	8.0	CMF-2.5	T2040002025-000
		4.0	12	8.0	CMF-4.0	T2040002040-000
		6.0	10	8.0	CMF-6.0	T2040002060-000
		10	7	8.0	CMF-10	T2040002100-000

All specifications subject to change. Consult TE Connectivity for latest design specifications.
Contact TE for assistance with any part number configuration.

16A/5 Poles module technical characteristics

Specifications ..... DIN EN 60 664-1
..... DIN EN 61 984
Number of contacts ..... 5 poles

INSERTS

Working current ..... 16A max
(See current carrying capacity)
Working voltage 400V
Test voltage urms 6KV
Pollution degree 3
Insulation resistance ..... $\geq 10^{10}\Omega$
Material ..... Polycarbonate
Temperature range ..... -40°C... +125°C
Flammability acc. to UL94 ..... V0
Working voltage acc. to UL/CSA 600V
Mechanical working life-mating cycles ..... ≥500

CONTACTS

Material ..... Copper alloy
Surface ..... Hard silver-plated
..... Hard gold-plated
Contact resistance ..... ≤3mΩ
Terminal ..... Spring terminal
- mm^2 ..... 0.5-2.5mm^2
- AWG 20-14

CURRENT CARRYING CAPACITY

The current carrying is limited by maximum temperature of materials for inserts and contacts including terminals. Control and test procedures according to DIN IEC 60512-3.

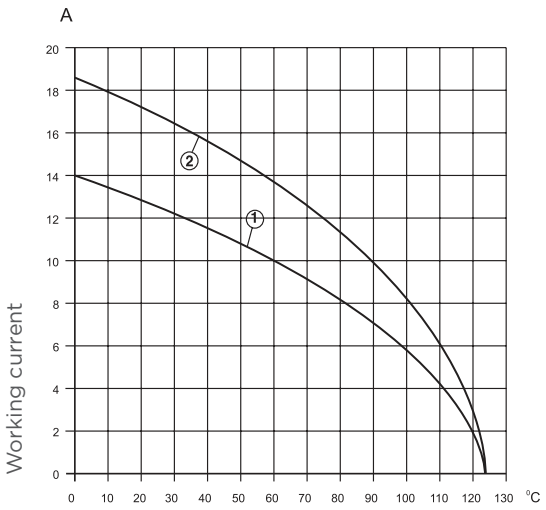

1 H24B hood/housing with 6 modules; wire gauge: 2.5mm^2
2 H24B hood/housing with 6 modules; wire gauge: 1.5mm^2

HMN-005 module inserts

SPRING TERMINAL

400V MAX. 16A

5 Poles

Dimensions (mm)		Type	Part Number	
			Male insert	Female insert
Spring terminal	Size chart			
	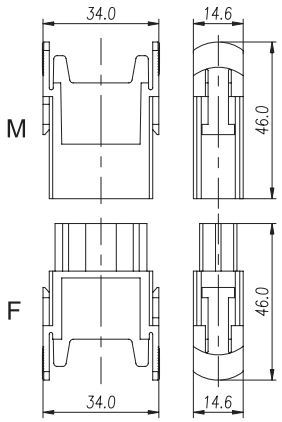	HMN-005-MS	T2110052101-000	
		HMN-005-FS		T2110052201-000

Contact arrangement view from termination side

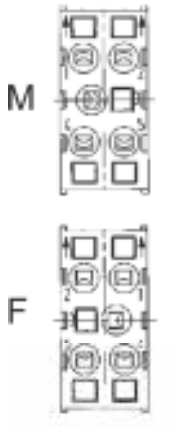

All specifications subject to change. Consult TE Connectivity for latest design specifications.
Contact TE for assistance with any part number configuration.

16A/6 Poles module technical characteristics

Specifications ..... DIN EN 60 664-1
..... DIN EN 61 984
Number of contacts ..... 6 poles

INSERTS

Working current ..... 16A max
(See current carrying capacity)
Working voltage 500/830V
Test voltage urms
HMN-006-M/F 6KV
HMN-006-PM/F 8KV
Pollution degree 3
Insulation resistance ..... $\geq 10^{10}\Omega$
Material ..... Polycarbonate
Temperature range ..... -40°C... +125°C
Flammability acc. to UL94 ..... V0
Working voltage acc. to UL/CSA 600V
Mechanical working life-mating cycles ..... ≥500

CONTACTS

Material ..... Copper alloy
Surface ..... Hard silver-plated
..... Hard gold-plated
Contact resistance ..... ≤1mΩ
Terminal ..... Crimp terminal
- mm^2 ..... 0.14-4.0mm^2
- AWG 26-12

CURRENT CARRYING CAPACITY

The current carrying is limited by maximum temperature of materials for inserts and contacts including terminals. Control and test procedures according to DIN IEC 60512-3.

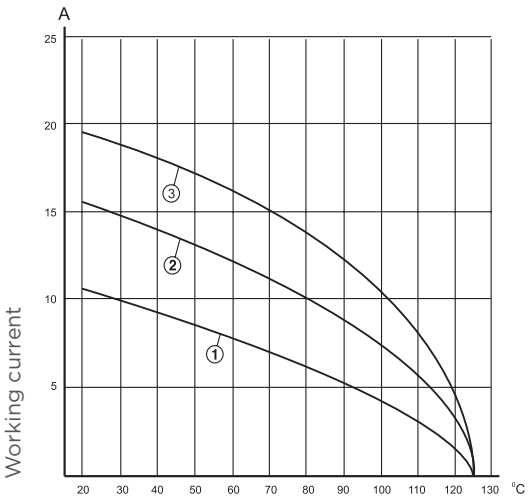

Ambient temperature

1 H24B hood/housing with 6 modules; wire gauge: 1.5mm^2
2 H24B hood/housing with 6 modules; wire gauge: 2.5mm^2
2 H24B hood/housing with 6 modules; wire gauge: 4mm^2

HMN-006 module inserts

CRIMP TERMINAL

6 Poles

Dimensions (mm)		Type	Part Number	
			Male insert	Female insert
Crimp terminal	Contact arrangement view from termination side			
500V max. 16A 	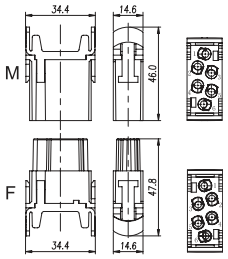	HMN-006-M	T2111062101-000	
		HMN-006-F		T2111062201-000
830V Max. 16A 	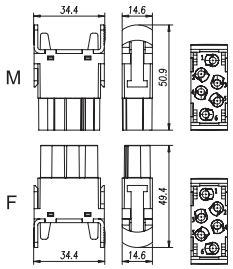	HMN-006-PM	T2111063101-000	
		HMN-006-PF		T2111063201-000

16A Contact

Tech data	16A Male crimp contacts	Wire gauge		Strip-ping length	Crimp contacts, silver-plated		Crimp contacts, gold-plated	
Material: copper alloy **Contact resistance:** ≤1mΩ **Terminal:** crimp connection **CEM/Male** 	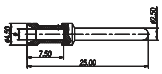	mm²	AWG	mm	Type	Part Number	Type	Part Number
		0.14-0.37	26-22	7.5	CEM-0.3	T2030001002-000	DEM-0.3	T2030011002-000
		0.5	20	7.5	CEM-0.5	T2030001005-000	DEM-0.5	T2030011005-000
		0.75	18	7.5	CEM-0.75	T2030001008-000	DEM-0.75	T2030011008-000
		1.0	18	7.5	CEM-1.0	T2030001010-000	DEM-1.0	T2030011010-000
		1.5	16	7.5	CEM-1.5	T2030001015-000	DEM-1.5	T2030011015-000
		2.5	14	7.5	CEM-2.5	T2030001025-000	DEM-2.5	T2030011025-000
		4.0	12	7.5	CEM-4.0	T2030001040-000	DEM-4.0	T2030011040-000
CEF/Female 	**16A Female crimp contacts** 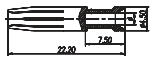	0.14-0.37	26-22	7.5	CEF-0.3	T2030002002-000	DEF-0.3	T2030012002-000
		0.5	20	7.5	CEF-0.5	T2030002005-000	DEF-0.5	T2030012005-000
		0.75	18	7.5	CEF-0.75	T2030002008-000	DEF-0.75	T2030012008-000
		1.0	18	7.5	CEF-1.0	T2030002010-000	DEF-1.0	T2030012010-000
		1.5	16	7.5	CEF-1.5	T2030002015-000	DEF-1.5	T2030012015-000
		2.5	14	7.5	CEF-2.5	T2030002025-000	DEF-2.5	T2030012025-000
		4.0	12	7.5	CEF-4.0	T2030002040-000	DEF-4.0	T2030012040-000

All specifications subject to change. Consult TE Connectivity for latest design specifications.
Contact TE for assistance with any part number configuration.

16A/8 Poles module technical characteristics

Specifications ..... DIN EN 60 664-1
..... DIN EN 61 984
Number of contacts ..... 8 poles

INSERTS

Working current ..... 16A max
(See current carrying capacity)
Working voltage 400V
Test voltage urms 6KV
Pollution degree 3
Insulation resistance ..... $\geq 10^{10}\Omega$
Material ..... Polycarbonate
Temperature range ..... -40°C... +125°C
Flammability acc. to UL94 ..... V0
Working voltage acc. to UL/CSA 600V
Mechanical working life-mating cycles ..... ≥500

CONTACTS

Material ..... Copper alloy
Surface ..... Hard silver-plated
..... Hard gold-plated
Contact resistance ..... ≤1mΩ
Terminal ..... Crimp terminal
- mm^2 ..... 0.14-4.0mm^2
- AWG 26-12

CURRENT CARRYING CAPACITY

The current carrying is limited by maximum temperature of materials for inserts and contacts including terminals. Control and test procedures according to DIN IEC 60512-3.

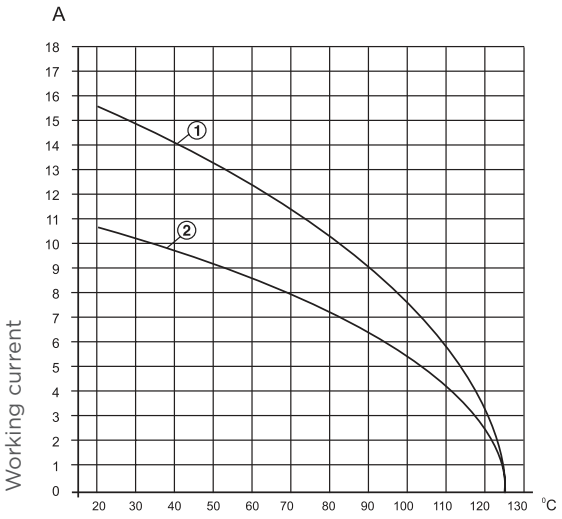

1 H24B hood/housing with 6 modules; wire gauge: 2.5mm^2
2 H24B hood/housing with 6 modules; wire gauge: 1.5mm^2

HMN-008 module inserts

CRIMP TERMINAL

400V MAX. 16A

8 Poles

Dimensions (mm)		Type	Part Number	
			Male insert	Female insert
Crimp terminal (Order crimp contacts separately)	Size chart			
 	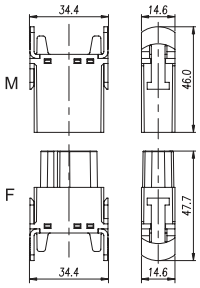	HMN-008-M	T2111082101-000	
		HMN-008-F		T2111082201-000
Contact arrangement view from termination side				
				

16A Contact

Tech data **Material:** copper alloy **Contact resistance:** ≤1mΩ **Terminal:** crimp connection	16A Male crimp contacts 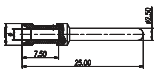	Wire gauge		Stripping length	Crimp contacts, silver-plated		Crimp contacts, gold-plated	
		mm²	AWG	mm	Type	Part Number	Type	Part Number
CEM/Male 		0.14-0.37	26-22	7.5	CEM-0.3	T2030001002-000	DEM-0.3	T2030011002-000
		0.5	20	7.5	CEM-0.5	T2030001005-000	DEM-0.5	T2030011005-000
		0.75	18	7.5	CEM-0.75	T2030001008-000	DEM-0.75	T2030011008-000
		1.0	18	7.5	CEM-1.0	T2030001010-000	DEM-1.0	T2030011010-000
		1.5	16	7.5	CEM-1.5	T2030001015-000	DEM-1.5	T2030011015-000
		2.5	14	7.5	CEM-2.5	T2030001025-000	DEM-2.5	T2030011025-000
		4.0	12	7.5	CEM-4.0	T2030001040-000	DEM-4.0	T2030011040-000
CEF/Female 	16A Female crimp contacts 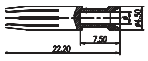	0.14-0.37	26-22	7.5	CEF-0.3	T2030002002-000	DEF-0.3	T2030012002-000
		0.5	20	7.5	CEF-0.5	T2030002005-000	DEF-0.5	T2030012005-000
		0.75	18	7.5	CEF-0.75	T2030002008-000	DEF-0.75	T2030012008-000
		1.0	18	7.5	CEF-1.0	T2030002010-000	DEF-1.0	T2030012010-000
		1.5	16	7.5	CEF-1.5	T2030002015-000	DEF-1.5	T2030012015-000
		2.5	14	7.5	CEF-2.5	T2030002025-000	DEF-2.5	T2030012025-000
		4.0	12	7.5	CEF-4.0	T2030002040-000	DEF-4.0	T2030012040-000

All specifications subject to change. Consult TE Connectivity for latest design specifications.
Contact TE for assistance with any part number configuration.

10A/12 Poles module technical characteristics

Specifications ..... DIN EN 60 664-1
..... DIN EN 61 984
Number of contacts ..... 12 poles

INSERTS

Working current ..... 10A max
(See current carrying capacity)
Working voltage 250V
Test voltage urms 4KV
Pollution degree 3
Insulation resistance ..... $\geq 10^{10}\Omega$
Material ..... Polycarbonate
Temperature range ..... -40°C... +125°C
Flammability acc. to UL94 ..... V0
Working voltage acc. to UL/CSA 600V
Mechanical working life-mating cycles ..... ≥500

CONTACTS

Material ..... Copper alloy
Surface ..... Hard silver-plated
..... Hard gold-plated
Contact resistance ..... ≤3mΩ
Terminal ..... Crimp terminal
- mm^2 ..... 0.14-2.5mm^2
- AWG 26-14

CURRENT CARRYING CAPACITY

The current carrying is limited by maximum temperature of materials for inserts and contacts including terminals. Control and test procedures according to DIN IEC 60512-3.

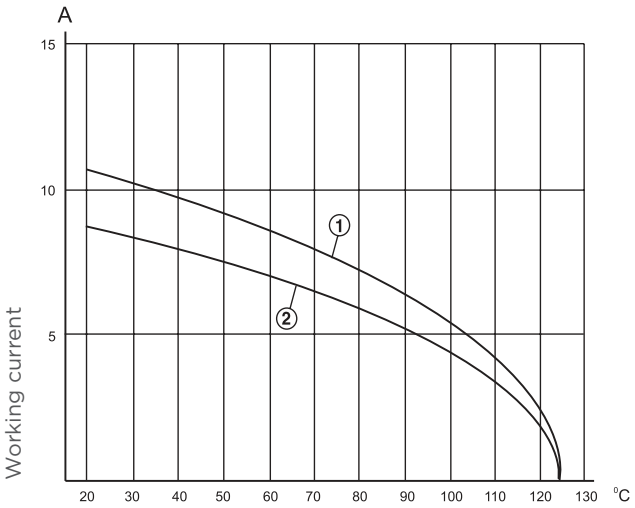

1 H24B hood/housing with 6 modules; wire gauge: 1.5mm^2
2 H24B hood/housing with 6 modules; wire gauge: 1.0mm^2

HMN-012 module inserts

CRIMP TERMINAL

250V MAX. 10A

12 Poles

Dimensions (mm)		Type	Part Number	
			Male insert	Female insert
Crimp terminal (Order crimp contacts separately)	Size chart			
	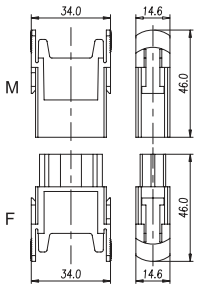	HMN-012-M	T2111122101-000	
		HMN-012-F		T2111122201-000
Contact arrangement view from termination side				
				

10A Contact

Tech data **Material:** copper alloy **Contact resistance:** ≤3mΩ **Terminal:** crimp connection	10A Male crimp contacts	Wire gauge		Stripping length	Crimp contacts, silver-plated		Crimp contacts, gold-plated	
		mm²	AWG	mm	Type	Part Number	Type	Part Number
CDM/Male 		0.14-0.37	26-22	8.0	CDM-0.14	T2020001002-000	DDM-0.14	T2020011002-000
		0.5	20	8.0	CDM-0.5	T2020001005-000	DDM-0.5	T2020011005-000
		0.75	18	8.0	CDM-0.75	T2020001008-000	DDM-0.75	T2020011008-000
		1.0	18	8.0	CDM-1.0	T2020001010-000	DDM-1.0	T2020011010-000
		1.5	16	8.0	CDM-1.5	T2020001015-000	DDM-1.5	T2020011015-000
		2.5	14	6.0	CDM-2.5	T2020001025-000	DDM-2.5	T2020011025-000
CDF/Female 	10A Female crimp contacts 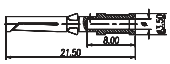	0.14-0.37	26-22	8.0	CDF-0.14	T2020002002-000	DDF-0.14	T2020012002-000
		0.5	20	8.0	CDF-0.5	T2020002005-000	DDF-0.5	T2020012005-000
		0.75	18	8.0	CDF-0.75	T2020002008-000	DDF-0.75	T2020012008-000
		1.0	18	8.0	CDF-1.0	T2020002010-000	DDF-1.0	T2020012010-000
		1.5	16	8.0	CDF-1.5	T2020002015-000	DDF-1.5	T2020012015-000
		2.5	14	6.0	CDF-2.5	T2020002025-000	DDF-2.5	T2020012025-000

All specifications subject to change. Consult TE Connectivity for latest design specifications.
Contact TE for assistance with any part number configuration.

10A/17 Poles module technical characteristics

Specifications ..... DIN EN 60 664-1
..... DIN EN 61 984
Number of contacts ..... 17 poles

INSERTS

Working current ..... 10A max
(See current carrying capacity)
Working voltage 160V
Test voltage urms 2.5KV
Pollution degree 3
Pollution degree acc. to TUV 2
Insulation resistance ..... ≥$10^{10}\Omega$
Material ..... Polycarbonate
Temperature range ..... -40°C... +125°C
Flammability acc. to UL94 ..... V0
Working voltage acc. to UL/CSA 600V
Mechanical working life-mating cycles ..... ≥500

CONTACTS

Material ..... Copper alloy
Surface ..... Hard silver-plated
..... Hard gold-plated
Contact resistance ..... ≤3mΩ
Terminal ..... Crimp terminal
- mm^2 ..... 0.14-2.5mm^2
- AWG 26-14

CURRENT CARRYING CAPACITY

The current carrying is limited by maximum temperature of materials for inserts and contacts including terminals. Control and test procedures according to DIN IEC 60512-3.

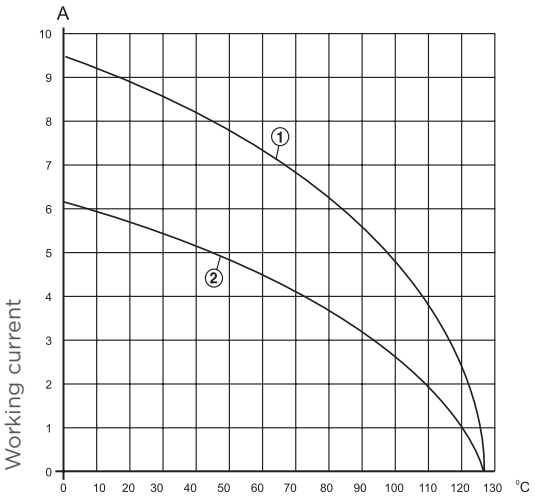

Ambient temperature

1 H24B hood/housing with 6 modules; wire gauge: 1.5mm^2
2 H24B hood/housing with 6 modules; wire gauge: 1.0mm^2

HMN-017 module inserts

CRIMP TERMINAL

160V MAX. 10A

17 Poles

Dimensions (mm)		Type	Part Number	
			Male insert	Female insert
Crimp terminal (Order crimp contacts separately)	Size chart			
	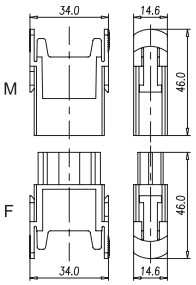	HMN-017-M	T2111172101-000	
		HMN-017-F		T2111172201-000
Contact arrangement view from termination side				
				

10A Contact

Tech data **Material:** copper alloy **Contact resistance:** ≤3mΩ **Terminal:** crimp connection	10A Male crimp contacts	Wire gauge		Stripping length	Crimp contacts, silver-plated		Crimp contacts, gold-plated	
		mm²	AWG	mm	Type	Part Number	Type	Part Number
CDM/Male 		0.14-0.37	26-22	8.0	CDM-0.14	T2020001002-000	DDM-0.14	T2020011002-000
		0.5	20	8.0	CDM-0.5	T2020001005-000	DDM-0.5	T2020011005-000
		0.75	18	8.0	CDM-0.75	T2020001008-000	DDM-0.75	T2020011008-000
		1.0	18	8.0	CDM-1.0	T2020001010-000	DDM-1.0	T2020011010-000
		1.5	16	8.0	CDM-1.5	T2020001015-000	DDM-1.5	T2020011015-000
		2.5	14	6.0	CDM-2.5	T2020001025-000	DDM-2.5	T2020011025-000
CDF/Female 	10A Female crimp contacts 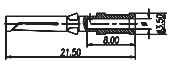	0.14-0.37	26-22	8.0	CDF-0.14	T2020002002-000	DDF-0.14	T2020012002-000
		0.5	20	8.0	CDF-0.5	T2020002005-000	DDF-0.5	T2020012005-000
		0.75	18	8.0	CDF-0.75	T2020002008-000	DDF-0.75	T2020012008-000
		1.0	18	8.0	CDF-1.0	T2020002010-000	DDF-1.0	T2020012010-000
		1.5	16	8.0	CDF-1.5	T2020002015-000	DDF-1.5	T2020012015-000
		2.5	14	6.0	CDF-2.5	T2020002025-000	DDF-2.5	T2020012025-000

All specifications subject to change. Consult TE Connectivity for latest design specifications.
Contact TE for assistance with any part number configuration.

16A/20 Poles module technical characteristics

Specifications ..... DIN EN 60 664-1
..... DIN EN 61 984
Number of contacts ..... 20 poles

INSERTS

Working current ..... 16A max
(See current carrying capacity)
Working voltage 500V
Test voltage urms 6KV
Pollution degree 3
Insulation resistance ..... $\geq 10^{10}\Omega$
Material ..... Polycarbonate
Temperature range ..... -40°C... +125°C
Flammability acc. to UL94 ..... V0
Working voltage acc. to UL/CSA 600V
Mechanical working life-mating cycles ..... ≥500

CONTACTS

Material ..... Copper alloy
Surface ..... Hard silver-plated
..... Hard gold-plated
Contact resistance ..... ≤1mΩ
Terminal ..... Crimp terminal
- mm^2 ..... 0.14-4.0mm^2
- AWG 26-12

CURRENT CARRYING CAPACITY

The current carrying is limited by maximum temperature of materials for inserts and contacts including terminals. Control and test procedures according to DIN IEC 60512-3.

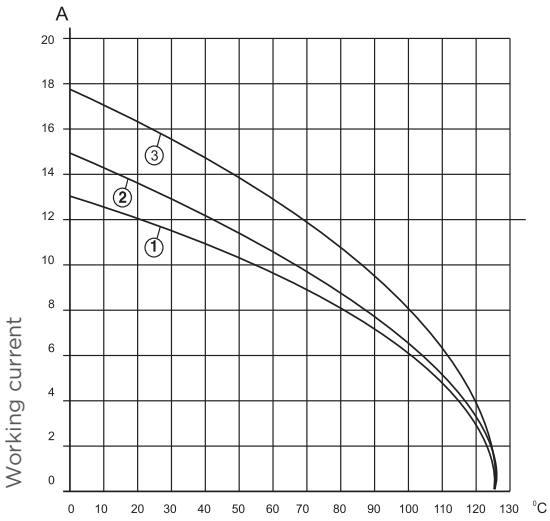

1 H24B hood/housing with 3 modules; wire gauge: 1.5mm^2
2 H24B hood/housing with 3 modules; wire gauge: 2.5mm^2
3 H24B hood/housing with 3 modules; wire gauge: 4mm^2

HMN-020 module inserts

CRIMP TERMINAL

500V MAX. 16A

20 Poles

Dimensions (mm)		Type	Part Number	
			Male insert	Female insert
Crimp terminal (Order crimp contacts separately)	Size chart			
	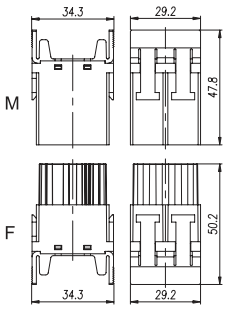	HMN-020-M	T2111202101-000	
		HMN-020-F		T2111202201-000
Contact arrangement view from termination side				
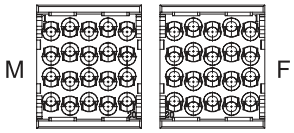				

16A Contact

Tech data **Material:** copper alloy **Contact resistance:** ≤1mΩ **Terminal:** crimp connection	16A Male crimp contacts 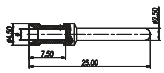	Wire gauge		Strip-ping length	Crimp contacts, silver-plated		Crimp contacts, gold-plated	
		mm²	AWG	mm	Type	Part Number	Type	Part Number
CEM/Male 		0.14-0.37	26-22	7.5	CEM-0.3	T2030001002-000	DEM-0.3	T2030011002-000
		0.5	20	7.5	CEM-0.5	T2030001005-000	DEM-0.5	T2030011005-000
		0.75	18	7.5	CEM-0.75	T2030001008-000	DEM-0.75	T2030011008-000
		1.0	18	7.5	CEM-1.0	T2030001010-000	DEM-1.0	T2030011010-000
		1.5	16	7.5	CEM-1.5	T2030001015-000	DEM-1.5	T2030011015-000
		2.5	14	7.5	CEM-2.5	T2030001025-000	DEM-2.5	T2030011025-000
		4.0	12	7.5	CEM-4.0	T2030001040-000	DEM-4.0	T2030011040-000
CEF/Female 	16A Female crimp contacts 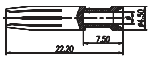	0.14-0.37	26-22	7.5	CEF-0.3	T2030002002-000	DEF-0.3	T2030012002-000
		0.5	20	7.5	CEF-0.5	T2030002005-000	DEF-0.5	T2030012005-000
		0.75	18	7.5	CEF-0.75	T2030002008-000	DEF-0.75	T2030012008-000
		1.0	18	7.5	CEF-1.0	T2030002010-000	DEF-1.0	T2030012010-000
		1.5	16	7.5	CEF-1.5	T2030002015-000	DEF-1.5	T2030012015-000
		2.5	14	7.5	CEF-2.5	T2030002025-000	DEF-2.5	T2030012025-000
		4.0	12	7.5	CEF-4.0	T2030002040-000	DEF-4.0	T2030012040-000

All specifications subject to change. Consult TE Connectivity for latest design specifications.
Contact TE for assistance with any part number configuration.

5A/25 Poles module technical characteristics

Specifications ..... DIN EN 60 664-1
..... DIN EN 61 984
Number of contacts ..... 25 poles

INSERTS

Working current ..... 5A max
(See current carrying capacity)
Working voltage 50V
Test voltage urms 0.8KV
Pollution degree 3
Insulation resistance ..... $\geq 10^{10}\Omega$
Material ..... Polycarbonate
Temperature range ..... -40°C... +125°C
Flammability acc. to UL94 ..... V0
Mechanical working life-mating cycles ..... ≥500

CONTACTS

Material ..... Copper alloy
Surface ..... Hard silver-plated
..... Hard gold-plated
Contact resistance ..... ≤1mΩ
Terminal ..... Crimp terminal
- mm^2 ..... $0.08\text{-}0.52mm^2$
- AWG 28-20

CURRENT CARRYING CAPACITY

The current carrying is limited by maximum temperature of materials for inserts and contacts including terminals. Control and test procedures according to DIN IEC 60512-3.

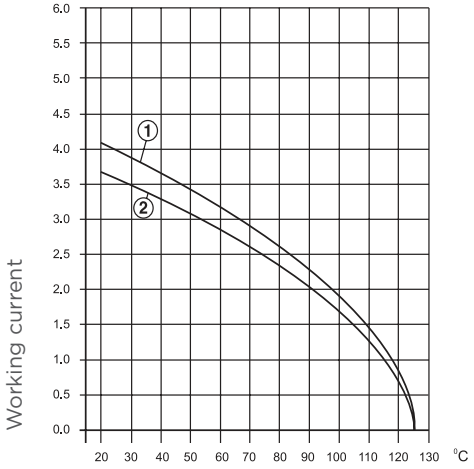

Ambient temperature

Turned contacts

1 H24B hood/housing with 6 modules; wire gauge: $0.5mm^2$

Stamped contacts

2 H24B hood/housing with 6 modules; wire gauge: $0.5mm^2$

HMN-025 module inserts

CRIMP TERMINAL

50V MAX. 5A

25 poles

Dimensions (mm)		Type	Part Number	
			Male insert	Female insert
Crimp terminal (Order crimp contacts separately)	Size chart			
	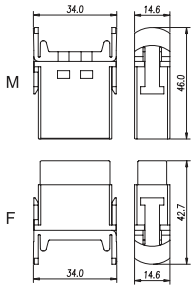	HMN-025-M	T2111252101-000	
		HMN-025-F		T2111252201-000
Contact arrangement view from termination side				
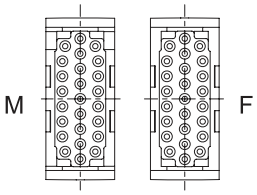				

5A Contact

		Wire gauge		Strip-ping length	Crimp contacts, silver-plated		Crimp contacts, gold-plated	
		mm²	AWG	mm	Type	Part Number	Type	Part Number
Male	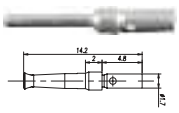	0.08-0.21	28-24	5.0	CAM-08	T2070001008-000	DAM-08	T2070011008-000
		0.13-0.33	26-22	5.0	CAM-13	T2070001013-000	DAM-13	T2070011013-000
		0.33-0.52	22-20	5.0	CAM-33	T2070001033-000	DAM-33	T2070011033-000
Female	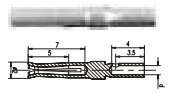	0.08-0.21	28-24	5.0	CAF-08	T2070002008-000	DAF-08	T2070012008-000
		0.13-0.33	26-22	5.0	CAF-13	T2070002013-000	DAF-13	T2070012013-000
		0.33-0.52	22-20	5.0	CAF-33	T2070002033-000	DAF-33	T2070012033-000

All specifications subject to change. Consult TE Connectivity for latest design specifications.
Contact TE for assistance with any part number configuration.

D-Sub & RJ45 module technical characteristics

D-SUB MODULE TECHNICAL CHARACTERISTICS

Specifications ..... DIN EN 60 664-1
..... DIN EN 61 984
Number of contacts ..... 9 poles

INSERTS

Working current ..... 5A max
(See current carrying capacity)
Working voltage 50V
Test voltage urms 0.8KV
Pollution degree 3
Insulation resistance ..... $\geq 10^{10}\Omega$
Material ..... Polycarbonate
Temperature range ..... -40°C... +125°C
Flammability acc. to UL94 ..... V0
Mechanical working life-mating cycles ..... ≥500

CONTACTS

Material ..... Copper alloy
Surface ..... Hard silver-plated
..... Hard gold-plated
Contact resistance ..... ≤1mΩ
Terminal ..... Crimp terminal

RJ45 MODULE TECHNICAL CHARACTERISTICS

Specifications ..... DIN EN 60 664-1
..... DIN EN 61 984
Number of contacts ..... 8 poles

INSERTS

Working current ..... 1A max
(See current carrying capacity)
Working voltage 50V
Test voltage urms 0.8KV
Pollution degree 3
Insulation resistance ..... $\geq 10^{10}\Omega$
Material ..... Polycarbonate
Temperature range ..... -40°C... +85°C
Flammability acc. to UL94 ..... V0
Mechanical working life-mating cycles ..... ≥500

MODULE WITH RJ45 TERMINAL

Material ..... Polycarbonate
Temperature range ..... -40°C... +70°C
Flammability acc. to UL94 ..... V0
Stranded wire diameter 0.89-0.99mm
Wire gauge AWG24-26

Material ..... Polycarbonate
Temperature range ..... -40°C... +70°C
Flammability acc. to UL94 ..... V0
Stranded wire diameter 0.94-1.07mm
Wire gauge AWG22-24

D-Sub/RJ45/USB module inserts

CRIMP TERMINAL

9 Poles & 8 Poles & USB

Dimensions (mm)		Type	Part Number	
			Male insert	Female insert
Crimp terminal (Order crimp contacts separately)	Size chart			
	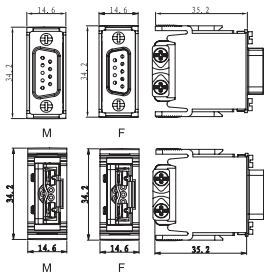	HMN-009-M	T2111092101-000	
		HMN-009-F		T2111092201-000
	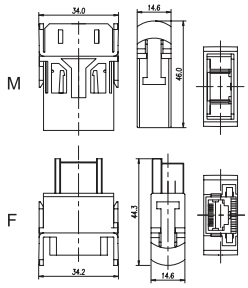	HMN-RJ45-MC	T2113000101-100	
		HMN-RJ45-F		T2113000201-000
	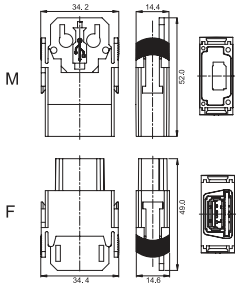	HMN-USB-M	T2114000101-000	
		HMN-USB-F		T2114000201-000

All specifications subject to change. Consult TE Connectivity for latest design specifications.
Contact TE for assistance with any part number configuration.

Quint module technical characteristics

Specifications ..... DIN EN 60 664-1
..... DIN EN 61 984

INSERTS

Number of contacts 2
Insulation resistance ..... ≥ 10^{10} Ω
Material ..... Polycarbonate
Temperature range ..... -40°C ... +125°C
Flammability acc. to UL 94 ..... V0
Mechanical working life-mating cycles ..... ≥500

QUINT CONTACTS

Number of contacts
- Quint 1 + shielding
- Quint 4 + shielding
- High Density Quint 8 + shielding

Working current
- Quint 1 ..... 16A max
- Quint 4 ..... 10A max
- Quint 8 ..... 5A max

Working voltage 50V
Test voltage urms 0.8KV
Pollution degree 3
Quint 8 Pollution degree acc. to TUV 2
Insulation resistance ..... ≥ 10^{10} Ω
Material ..... Polycarbonate
Temperature range ..... -40°C ... +125°C
Flammability acc. to UL 94 ..... V0
Mechanical working life-mating cycles ..... ≥500

CONTACTS

Material ..... Copper alloy
Surface ..... Hard silver-plated
..... Hard gold-plated
Contact resistance ..... ≤3mΩ
Terminal ..... Crimp terminal
- mm^2
- Quint 1 ..... 0.14-4mm^2
- Quint 4 ..... 0.14-2.5mm^2
- Quint 8 ..... 0.08-0.52mm^2
- AWG
- Quint 1 26-12
- Quint 4 26-14
- Quint 8 28-20

CURRENT CARRYING CAPACITY

The current carrying is limited by maximum temperature of materials for inserts and contacts including terminals. Control and test procedures according to DIN IEC 60512-3.

Quint module inserts

CRIMP TERMINAL

2 Poles

Dimensions (mm)		Type	Part Number	
			Male insert	Female insert
Crimp terminal (Order crimp contacts separately)	Size chart			
	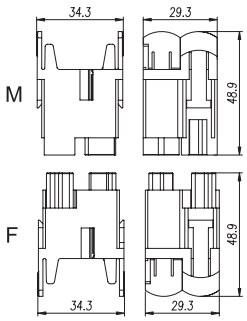	HMN-Q1-M	T2111027101-000	
		HMN-Q1-F		T2111027201-000
		HMN-Q2-M	T2111027101-001	
		HMN-Q2-F		T2111027201-001
		HMN-Q3-M	T2111027101-002	
		HMN-Q3-F		T2111027201-002
Quint 1-pos				
For 16A crimp contacts				
		PIN-Q1-M	T2580011154-000	
		PIN-Q1-F		T2580012154-000
Quint 4-pos				
For 10A crimp contacts				
		PIN-Q2-M	T2580031154-000	
		PIN-Q2-F		T2580032154-000
Quint 8-pos				
For D-Sub crimp contacts				
		PIN-Q3-M	T2580081154-000	
		PIN-Q3-F		T2580082154-000

All specifications subject to change. Consult TE Connectivity for latest design specifications.
Contact TE for assistance with any part number configuration.

Dummy module inserts

1

Dimensions (mm)		Type	Part Number	
			Male insert	Female insert
	Size chart			
	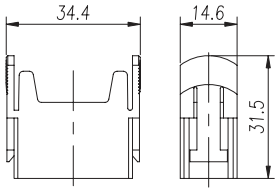	HMN-DM	T3110009902-000	

HMN-P2, P3 module for pneumatic contacts

PNEUMATIC CONTACTS, MODULAR UNITS, WITH 2 OR 3 SEATS

P2, P3

Dimensions (mm)		Type	Part Number	
			Male insert	Female insert
	Contact arrangement view from termination side			
	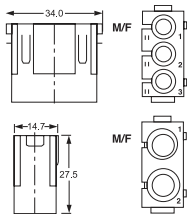	HMN-PA3	T2111032301-000	
		HMN-PA2	T2111022301-000	
Pneumatic contacts with or without closing valve				
	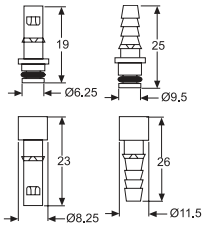			
Male contacts without closing valve				
For tubes with internal ø 1.6mm (For HMN P3 module)		Pneu-c-M1.6	T2090002101-001	
For tubes with internal ø 3.0mm (For HMN P3 module)		Pneu-c-M3.0	T2090002101-002	
For tubes with internal ø 4.0mm (For HMN P3 module)		Pneu-c-M4.0	T2090002101-003	
For tubes with internal ø 6.0mm (For HMN P2 module)		Pneu-c-M6.0	T2090002101-004	
Female contacts without closing valve				
For tubes with internal ø 1.6mm (For HMN P3 module)		Pneu-c-F1.6		T2090002201-001
For tubes with internál ø 3.0mm (For HMN P3 module)		Pneu-c-F3.0		T2090002201-002
For tubes with internal ø 4.0mm (For HMN P3 module)		Pneu-c-F4.0		T2090002201-003
For tubes with internal ø 6.0mm (For HMN P2 module)		Pneu-c-F6.0		T2090002201-004
Female contacts with closing valve				
For tubes with internal ø 1.6mm (For HMN P3 module)		Pneu-c-Fw1.6		T2090012201-001
For tubes with internál ø 3.0mm (For HMN P3 module)		Pneu-c-Fw3.0		T2090012201-002
For tubes with internal ø 4.0mm (For HMN P3 module)		Pneu-c-Fw4.0		T2090012201-003
For tubes with internal ø 6.0mm (For HMN P3 module)		Pneu-c-Fw6.0		T2090012201-004
Male contacts (use contacts without closing valve)				

All specifications subject to change. Consult TE Connectivity for latest design specifications.
Contact TE for assistance with any part number configuration.

Notes

HK, HWK Series



1. Specifications
DIN VDE 0110 Concerning clearance and creepage distances
DIN VDE 0627 Connectors and plug devices

2. Standards
DIN EN 60 664-1
DIN EN 61 984

3. Approvals

All specifications subject to change. Consult TE Connectivity for latest design specifications.
Contact TE for assistance with any part number configuration.

HK8/24 technical characteristics

Specifications ..... DIN EN 60 664-1
..... DIN EN 61 984
Number of contacts ..... 8/24 + PE

INSERTS

Rated current
Power contact ..... 16A max
Signal contact..... 10A max
Working voltage
Power contact
Conductor - ground 230V
Conductor - conductor 400V
Signal contact..... 160V
Test voltage urms
Power contact 4KV
Signal contact..... 2.5KV
Pollution degree 2
Insulation resistance ..... ≥$10^{10}\Omega$
Material ..... Polycarbonate
Temperature range ..... -40°C... +125°C
Flammability acc. to UL94 ..... V0
Working voltage acc. to UL/CSA..... 600V/300V
Mechanical working life-mating cycles ..... ≥500

CONTACTS

Material ..... Copper alloy
Surface ..... Hard silver-plated
..... Hard gold-plated
Contact resistance ..... ≤3mΩ
Terminal ..... Crimp terminal
- mm^2
Power contact ..... 0.15-4.0mm^2
Signal contact..... 0.15-2.5mm^2
- AWG
Powder contact 26-12
Signal contact..... 26-14

HOODS, HOUSINGS

Material ..... Die cast aluminium
Surface ..... Powder-coated (RAL 7037)
Locking element..... Stainless steel, steel-zinc plated
Temperature range ..... -40°C... +125°C
Degree of protection acc. to DIN40 050 ..... IP65

CURRENT CARRYING CAPACITY

The current carrying is limited by maximum temperature of materials for inserts and contacts including terminals. Control and test procedures according to DIN IEC 60512-3.

HK8/24 inserts

INSERTS FOR H10B HOOD/HOUSING

400V/160V MAX. 16A/10A

8/24+ ⏚

Dimensions (mm)		Type	Part Number	
			Male insert	Female insert
Crimp terminal (Order crimp contacts separately)				
	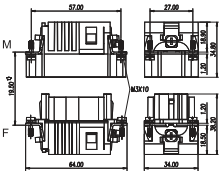	HK8/24-032-M	T2100322101-000	
		HK8/24-032-F		T2100322201-000
Contact arrangement view from termination side				
				

10A Contact

Tech data **Material:** copper alloy **Contact resistance:** ≤3mΩ **Terminal:** crimp connection **CDM/Male** 	10A Male crimp contacts 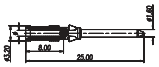	Wire gauge		Stripping length	Crimp contacts, silver-plated		Crimp contacts, gold-plated	
		mm²	AWG	mm	Type	Part Number	Type	Part Number
		0.14-0.37	26-22	8.0	CDM-0.14	T2020001002-000	DDM-0.14	T2020011002-000
		0.5	20	8.0	CDM-0.5	T2020001005-000	DDM-0.5	T2020011005-000
		0.75	18	8.0	CDM-0.75	T2020001008-000	DDM-0.75	T2020011008-000
		1.0	18	8.0	CDM-1.0	T2020001010-000	DDM-1.0	T2020011010-000
		1.5	16	8.0	CDM-1.5	T2020001015-000	DDM-1.5	T2020011015-000
		2.5	14	6.0	CDM-2.5	T2020001025-000	DDM-2.5	T2020011025-000
CDF/Female 	10A Female crimp contacts 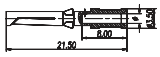	0.14-0.37	26-22	8.0	CDF-0.14	T2020002002-000	DDF-0.14	T2020012002-000
		0.5	20	8.0	CDF-0.5	T2020002005-000	DDF-0.5	T2020012005-000
		0.75	18	8.0	CDF-0.75	T2020002008-000	DDF-0.75	T2020012008-000
		1.0	18	8.0	CDF-1.0	T2020002010-000	DDF-1.0	T2020012010-000
		1.5	16	8.0	CDF-1.5	T2020002015-000	DDF-1.5	T2020012015-000
		2.5	14	6.0	CDF-2.5	T2020002025-000	DDF-2.5	T2020012025-000

16A Contact

Tech data **Material:** copper alloy **Contact resistance:** ≤1mΩ **Terminal:** crimp connection **CEM/Male** 	16A Male crimp contacts 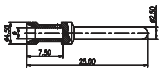	Wire gauge		Stripping length	Crimp contacts, silver-plated		Crimp contacts, gold-plated	
		mm²	AWG	mm	Type	Part Number	Type	Part Number
		0.14-0.37	26-22	7.5	CEM-0.3	T2030001002-000	DEM-0.3	T2030011002-000
		0.5	20	7.5	CEM-0.5	T2030001005-000	DEM-0.5	T2030011005-000
		0.75	18	7.5	CEM-0.75	T2030001008-000	DEM-0.75	T2030011008-000
		1.0	18	7.5	CEM-1.0	T2030001010-000	DEM-1.0	T2030011010-000
		1.5	16	7.5	CEM-1.5	T2030001015-000	DEM-1.5	T2030011015-000
		2.5	14	7.5	CEM-2.5	T2030001025-000	DEM-2.5	T2030011025-000
		4.0	12	7.5	CEM-4.0	T2030001040-000	DEM-4.0	T2030011040-000
CEF/Female 	16A Female crimp contacts 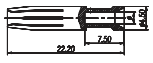	0.14-0.37	26-22	7.5	CEF-0.3	T2030002002-000	DEF-0.3	T2030012002-000
		0.5	20	7.5	CEF-0.5	T2030002005-000	DEF-0.5	T2030012005-000
		0.75	18	7.5	CEF-0.75	T2030002008-000	DEF-0.75	T2030012008-000
		1.0	18	7.5	CEF-1.0	T2030002010-000	DEF-1.0	T2030012010-000
		1.5	16	7.5	CEF-1.5	T2030002015-000	DEF-1.5	T2030012015-000
		2.5	14	7.5	CEF-2.5	T2030002025-000	DEF-2.5	T2030012025-000
		4.0	12	7.5	CEF-4.0	T2030002040-000	DEF-4.0	T2030012040-000

All specifications subject to change. Consult TE Connectivity for latest design specifications.
Contact TE for assistance with any part number configuration.

H10B with 2 levers on the hoods/housings

POWDER-COATED, RAL 7037

Dimensions (mm)		Metr.	PG	Type	Part Number
Hood: Side entry					
	Low construction 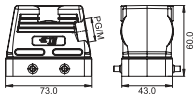	M20 M25	PG16 PG21	H10B-TS-PG16 H10B-TS-PG21 H10B-TS-M20 H10B-TS-M25	T1210100116-000 T1210100121-000 T1210100120-000 T1210100125-000
	High construction 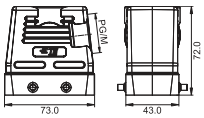	M20 M25 M32	PG21 PG29	H10B-TSH-PG21 H10B-TSH-PG29 H10B-TSH-M20 H10B-TSH-M25 H10B-TSH-M32	T1230100121-000 T1230100129-000 T1230100120-000 T1230100125-000 T1230100132-000
Hood: Top entry					
	Low construction 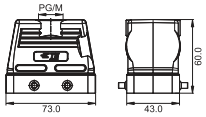	M20 M25	PG16 PG21	H10B-TG-PG16 H10B-TG-PG21 H10B-TG-M20 H10B-TG-M25	T1220100116-000 T1220100121-000 T1220100120-000 T1220100125-000
	High construction 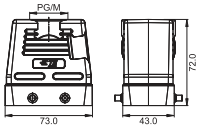	M20 M25 M32	PG21 PG29	H10B-TGH-PG21 H10B-TGH-PG29 H10B-TGH-M20 H10B-TGH-M25 H10B-TGH-M32	T1240100121-000 T1240100129-000 T1240100120-000 T1240100125-000 T1240100132-000
Cable-to-cable hood					
	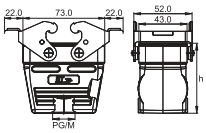 Low construction High construction Construction / H Low / 62.5 Hight / 74.5	M20 M25 M25 M32	PG16 PG21 PG29	H10B-TBFS-PG16 H10B-TBFS-M20 H10B-TBFS-M25 H10B-TBFHS-PG21 H10B-TBFHS-PG29 H10B-TBFHS-M25 H10B-TBFHS-M32	T1710101116-000 T1710101120-000 T1710101125-000 T1750101121-000 T1750101129-000 T1750101125-000 T1750101132-000
Protection covers for hoods					
	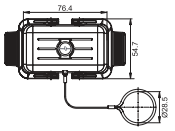			H10B-KDTP	T1010101400-000
Housing protection cover					
	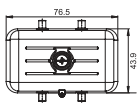			H10B-KDBP	T1010102100-000

H10B with 2 levers on the hoods/housings

POWDER-COATED, RAL 7037

Dimensions (mm)	Metr.	PG	Type	Part Number
Bulkhead mounted				
 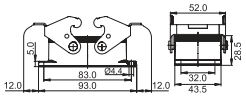			H10B-AGS	T1410101000-000
Surface mounted: Side entry				
 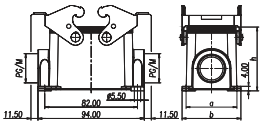		PG16 PG21 M20 M25 PG16 PG21 M20 M25 PG21 PG29 M25 M32 PG21 PG29 M25 M32	H10B-SGRS-PG16 H10B-SGRS-PG21 H10B-SGRS-M20 H10B-SGRS-M25 H10B-SGRS-2PG16 H10B-SGRS-2PG21 H10B-SGRS-2M20 H10B-SGRS-2M25 H10B-SGRHS-PG21 H10B-SGRHS-PG29 H10B-SGRHS-M25 H10B-SGRHS-M32 H10B-SGRHS-2PG21 H10B-SGRHS-2PG29 H10B-SGRHS-2M25 H10B-SGRHS-2M32	T1440101116-000 T1440101121-000 T1440101120-000 T1440101125-000 T1440101216-000 T1440101221-000 T1440101220-000 T1440101225-000 T1470101121-000 T1470101129-000 T1470101125-000 T1470101132-000 T1470101221-000 T1470101229-000 T1470101225-000 T1470101232-000

Construction	A	B	H
Low	40	52	56
Hight	45	57	74

Side entry housing with two levers			
 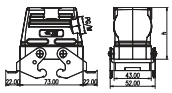		PG16 PG21 M20 M25 PG21 PG29 M25 M32	H10B-TSBS-PG16 H10B-TSBS-PG21 H10B-TSBS-M20 H10B-TSBS-M25 H10B-TSBHS-PG21 H10B-TSBHS-PG29 H10B-TSBHS-M25 H10B-TSBHS-M32	T1250103116-000 T1250103121-000 T1250103120-000 T1250103125-000 T1270103121-000 T1270103129-000 T1270103125-000 T1270103132-000

Construction	H
Low	60
Hight	72

Top entry housing with two levers			
 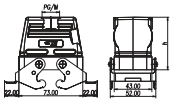		PG16 PG21 M20 M25 PG21 PG29 M25 M32	H10B-TGBS-PG16 H10B-TGBS-PG21 H10B-TGBS-M20 H10B-TGBS-M25 H10B-TGBHS-PG21 H10B-TGBHS-PG29 H10B-TGBHS-M25 H10B-TGBHS-M32	T1260103116-000 T1260103121-000 T1260103120-000 T1260103125-000 T1280103121-000 T1280103129-000 T1280103125-000 T1280103132-000

Construction	H
Low	60
Hight	72

Bulkhead mounted with 4 bolts			
With protection cover			H10B-AD-BO	T1430100000-000
 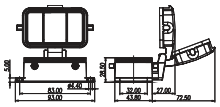		PG16 PG21 M20 M25 PG16 PG21 M20 M25	H10B-SDR-BO-PG16 H10B-SDR-BO-PG21 H10B-SDR-BO-M20 H10B-SDR-BO-M25 H10B-SDR-BO-2PG16 H10B-SDR-BO-2PG21 H10B-SDR-BO-2M20 H10B-SDR-BO-2M25	T1460100116-000 T1460100121-000 T1460100120-000 T1460100125-000 T1460100216-000 T1460100221-000 T1460100220-000 T1460100225-000
 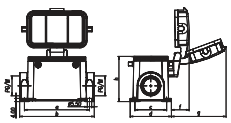		PG21 PG29 M25 M32 PG21 PG29 M25 M32	H10B-SDRH-BO-PG21 H10B-SDRH-BO-PG29 H10B-SDRH-BO-M25 H10B-SDRH-BO-M32 H10B-SDRH-BO-2PG21 H10B-SDRH-BO-2PG29 H10B-SDRH-BO-2M25 H10B-SDRH-BO-2M32	T1490100121-000 T1490100129-000 T1490100125-000 T1490100132-000 T1490100221-000 T1490100229-000 T1490100225-000 T1490100232-000

Construction	A	B	C	D	F	G	H
Low	82	94	40	52	22	67	54
Hight	82	94	45	57	20	65	74

All specifications subject to change. Consult TE Connectivity for latest design specifications.
Contact TE for assistance with any part number configuration.

H10B with 1 lever on the hoods/housings

POWDER-COATED, RAL 7037

Dimensions (mm)		Metr.	PG	Type	Part Number
Hood: Side entry					
	Low construction 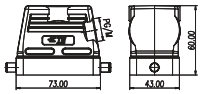	M20 M25	PG16 PG21	H10B-TS-RO-PG16 H10B-TS-RO-PG21 H10B-TS-RO-M20 H10B-TS-RO-M25	T1310100116-000 T1310100121-000 T1310100120-000 T1310100125-000
	High construction 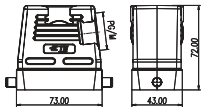	M20 M25 M32	PG21 PG29	H10B-TSH-RO-PG21 H10B-TSH-RO-PG29 H10B-TSH-RO-M20 H10B-TSH-RO-M25 H10B-TSH-RO-M32	T1330100121-000 T1330100129-000 T1330100120-000 T1330100125-000 T1330100132-000
Hood: Top entry					
	Low construction 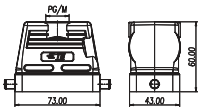	M20 M25	PG16 PG21	H10B-TG-RO-PG16 H10B-TG-RO-PG21 H10B-TG-RO-M20 H10B-TG-RO-M25	T1320100116-000 T1320100121-000 T1320100120-000 T1320100125-000
	High construction 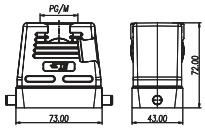	M20 M25 M32	PG21 PG29	H10B-TGH-RO-PG21 H10B-TGH-RO-PG29 H10B-TGH-RO-M20 H10B-TGH-RO-M25 H10B-TGH-RO-M32	T1340100121-000 T1340100129-000 T1340100120-000 T1340100125-000 T1340100132-000
Cable-to-cable hood					
	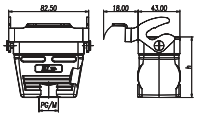 Low construction High construction Construction / H Low / 62.5 Hight / 74.5	M20 M25 M25 M32	PG16 PG21 PG29	H10B-TBF-LB-PG16 H10B-TBF-LB-M20 H10B-TBF-LB-M25 H10B-TBFH-LB-PG21 H10B-TBFH-LB-PG29 H10B-TBFH-LB-M25 H10B-TBFH-LB-M32	T1730103116-000 T1730103120-000 T1730103125-000 T1770103121-000 T1770103129-000 T1770103125-000 T1770103132-000
Protection covers for hoods					
				H10B-KDTP-LB	T1010101500-000

H10B with 1 lever on the hoods/housings

POWDER-COATED, RAL 7037

Dimensions (mm)	Metr.	PG	Type	Part Number
Bulkhead mounted				
 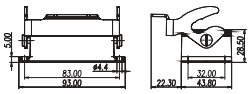			H10B-AG-LB	T1500103000-000
 With protection cover 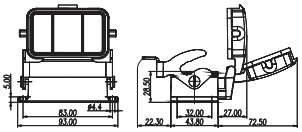			H10B-AD-LB H10B-ADM-LB	T1510103000-000 T1510103001-000
Surface mounted: Side entry				
 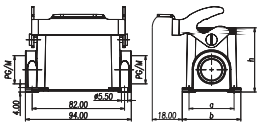 	M20 M25 M20 M25 M25 M32 M25 M32	PG16 PG21 PG16 PG21 PG21 PG29 PG21 PG29	H10B-SGR-LB-PG16 H10B-SGR-LB-PG21 H10B-SGR-LB-M20 H10B-SGR-LB-M25 H10B-SGR-LB-2PG16 H10B-SGR-LB-2PG21 H10B-SGR-LB-2M20 H10B-SGR-LB-2M25 H10B-SGRH-LB-PG21 H10B-SGRH-LB-PG29 H10B-SGRH-LB-M25 H10B-SGRH-LB-M32 H10B-SGRH-LB-2PG21 H10B-SGRH-LB-2PG29 H10B-SGRH-LB-2M25 H10B-SGRH-LB-2M32	T1610103116-000 T1610103121-000 T1610103120-000 T1610103125-000 T1610103216-000 T1610103221-000 T1610103220-000 T1610103225-000 T1650103121-000 T1650103129-000 T1650103125-000 T1650103132-000 T1650103221-000 T1650103229-000 T1650103225-000 T1650103232-000

Construction	A	B	H
Low	40	52	54
Hight	45	57	74

1 Side entry Low construction
2 Side entry
1 Side entry High construction
2 Side entry

 With protection cover 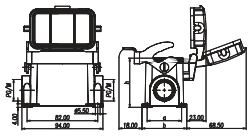	M20 M25 M20 M25 M25 M32 M25 M32	PG16 PG21 PG16 PG21 PG21 PG29 PG21 PG29	H10B-SDR-LB-PG16 H10B-SDR-LB-PG21 H10B-SDR-LB-M20 H10B-SDR-LB-M25 H10B-SDR-LB-2PG16 H10B-SDR-LB-2PG21 H10B-SDR-LB-2M20 H10B-SDR-LB-2M25 H10B-SDRH-LB-PG21 H10B-SDRH-LB-PG29 H10B-SDRH-LB-M25 H10B-SDRH-LB-M32 H10B-SDRH-LB-2PG21 H10B-SDRH-LB-2PG29 H10B-SDRH-LB-2M25 H10B-SDRH-LB-2M32	T1620103116-000 T1620103121-000 T1620103120-000 T1620103125-000 T1620103216-000 T1620103221-000 T1620103220-000 T1620103225-000 T1660103121-000 T1660103129-000 T1660103125-000 T1660103132-000 T1660103221-000 T1660103229-000 T1660103225-000 T1660103232-000

Construction	A	B	H
Low	40	52	54
Hight	45	57	74

1 Side entry Low construction
2 Side entry
1 Side entry High construction
2 Side entry

All specifications subject to change. Consult TE Connectivity for latest design specifications.
Contact TE for assistance with any part number configuration.

HIP.10/24, HIP-K.10/24, EMV-K.10/24 housings

HIP: Pressure-tight, silver-grey
HIP-K: Housings corrosion-resistant, black, according to DIN IEC 68 T2-52 and ASTM B117-09 > 1000h
EMV-K: Protection against electro-magnetic interference, pressure-tight, housings corrosion-resistant, black

Pressure-tight up to 5 bar **IP 68 / IP 69 K**

Description		Metr.	PG	Type	Part Number
Hood: Side entry, Standard construction					
	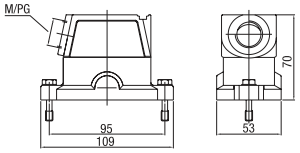			**HIP**	
			16	HIP.10/24.STS.1.16.G	1-1102640-5
			21	HIP.10/24.STS.1.21.G	1-1102642-5
		M25		HIP.10/24.STS.1.M25.G	0-1106436-2
				HIP-K	
			21	HIP-K.10/24.STS.1.21.G	2-1102642-5
		M25		HIP-K.10/24.STS.1.M25.G	0-1106436-4
		M32		HIP-K.10/24.STS.1.M32.G	0-1106436-6
				EMV-K	
			21	EMV-K.10/24.STS.1.21.G	4-1102714-5
		M25		EMV-K.10/24.STS.1.M25.G	0-1106427-3
		M32		EMV-K.10/24.STS.1.M32.G	1-1106427-0
Hood: Top entry					
	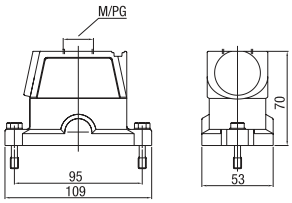			**HIP**	
			16	HIP.10/24.STO.1.16.G	1-1102644-5
			21	HIP.10/24.STO.1.21.G	1-1102646-5
		M25		HIP.10/24.STO.1.M25.G	0-1106436-1
				HIP-K	
			16	HIP-K.10/24.STO.1.16.G	2-1102644-5
		M25		HIP-K.10/24.STO.1.M25.G	0-1106436-3
		M32		HIP-K.10/24.STO.1.M32.G	0-1106436-5
				EMV-K	
			21	EMV-K.10/24.STO.1.21.G	4-1102715-5
		M25		EMV-K.10/24.STO.1.M25.G	0-1106427-4
Surface mounted housing: Bottom entry					
	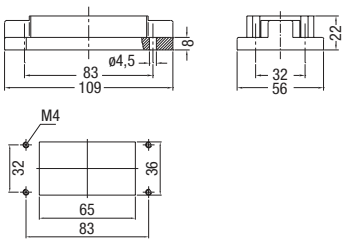			**HIP** HIP.10/24.AG	1-1102647-5
				HIP-K HIP-K.10/24.AG	2-1102647-5
				EMV-K EMV-K.10/24.AG	4-1102718-5

HIP.10/24, HIP-K.10/24, EMV-K.10/24 housings

HIP: Pressure-tight, silver-grey
HIP-K: Housings corrosion-resistant, black, according to DIN IEC 68 T2-52 and ASTM B117-09 > 1000h
EMV-K: Protection against electro-magnetic interference, pressure-tight, housings corrosion-resistant, black

Pressure-tight up to 5 bar **IP 68 / IP 69 K**

Description		Metr.	PG	Type	Part Number
Surface mounted housing: Bottom entry					
	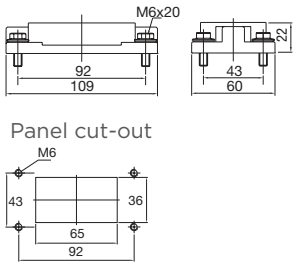			**HIP** HIP.10/24.AG.M6 **HIP-K** HIP-K.10/24.AG.M6 **EMV-K** EMV-K.10/24.AG.M6	 1-1102612-5 2-1102612-5 4-1102720-5
Surface mounted housing: Side entry					
	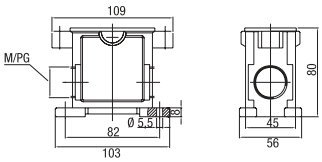	2xM32 2xM32	21 2x21 21 2x21 21 2x21	**HIP** HIP.10/24.SG.1.21.G HIP.10/24.SG.2.21.G HIP.10/24.SG.2.M32.G **HIP-K** HIP-K.10/24.SG.1.21.G HIP-K.10/24.SG.2.21.G **EMV-K** EMV-K.10/24.SG.1.21.G EMV-K.10/24.SG.2.21.G EMV-K.10/24.SG.2.M32.G	 1-1102610-5 1-1102611-5 0-1106435-1 5-1102610-5 2-1102611-5 5-1102716-5 4-1102717-5 0-1106426-2
Protective covers for hoods and housing					
	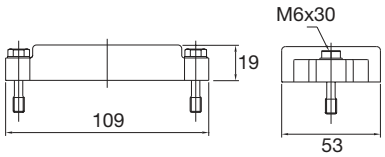			**HIP** HIP/EMV.10/24.SKB **HIP-K/EMV-K** HIP-K/EMV-K.10/24.SKB	 3-1106202-5 4-1106202-5

All specifications subject to change. Consult TE Connectivity for latest design specifications.
Contact TE for assistance with any part number configuration.

HWK 6/6 technical characteristics

Specifications ..... DIN EN 60 664-1
..... DIN EN 61 984
Number of contacts ..... 6/6+PE

INSERTS

Rated current
Power contact ..... 40A max
Signal contact ..... 16A max
Working voltage
Power contact 690V
Signal contact..... 400V
Test voltage urms
Power contact 6KV
Signal contact..... 4KV
Pollution degree 3
Insulation resistance ..... ≥$10^{10}\Omega$
Material ..... Polycarbonate
Temperature range ..... -40°C... +125°C
Flammability acc. to UL94 ..... V0
Working voltage acc. to UL/CSA 600V
Mechanical working life-mating cycles ..... ≥500

CONTACTS

Material ..... Copper alloy
Surface ..... Hard silver-plated
..... Hard gold-plated
Contact resistance
Power contact ..... ≤0.3mΩ
Signal contact..... ≤1mΩ
Terminal ..... Screw terminal
- mm^2
Power contact ..... 2.5-10mm^2
Signal contact..... 0.5-2.5mm^2
- AWG
Power contact 14-8
Signal contact..... 20-14
- Tightening/test torque
Power contact ..... 1.2 Nm
Signal contact..... 0.5 Nm

HOODS, HOUSINGS

Material ..... Die cast aluminium
Surface ..... Powder-coated (RAL 7037)
Locking element..... Stainless steel, steel-zinc plated
Temperature range ..... -40°C... +125°C
Degree of protection acc. to DIN40 050 ..... IP65

CURRENT CARRYING CAPACITY

The current carrying is limited by maximum temperature of materials for inserts and contacts including terminals. Control and test procedures according to DIN IEC 60512-3.

HWK 6/6 inserts

POWER 690V/35A SIGNAL 400V/16A

INSERTS FOR H16B HOOD/HOUSING

6/6 ⏚

Dimensions (mm)		Type	Part Number	
			Male insert	Female insert
Screw terminal	Contact arrangement view from termination side			
	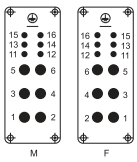	HWK6/6-012-M	T2106062101-000	
		HWK6/6-012-F		T2106062201-000

All specifications subject to change. Consult TE Connectivity for latest design specifications.
Contact TE for assistance with any part number configuration.

HK4/0, HK4/2 technical characteristics

Specifications ..... DIN EN 60 664-1
..... DIN EN 61 984
Number of contacts ..... 4/0, 4/2 + PE

INSERTS

Rated current
Power contact ..... 80A max
Signal contact ..... 16A max
(See current carrying capacity)
Working voltage
Power contact 690V
Signal contact 400V
Test voltage urms
Power contact 8KV
Signal contact 6KV
Pollution degree 3
Insulation resistance ..... ≥10^{10}Ω
Material ..... Polycarbonate
Temperature range ..... -40°C... +125°C
Flammability acc. to UL94 ..... V0
Working voltage acc. to UL/CSA 600V/300V
Mechanical working life-mating cycles ..... ≥500

CONTACTS

Material ..... Copper alloy
Surface ..... Hard silver-plated
..... Hard gold-plated
Contact resistance
Power contact ..... ≤0.3mΩ
Signal contact ..... ≤1mΩ
Terminal ..... Screw terminal
- mm^2
Power contact ..... 1.5-16mm^2
Signal contact ..... 0.5-2.5mm^2
- AWG
Power contact 16-6
Signal contact 20-14
- Tightening/test torque
Power contact ..... 1.2 Nm
Signal contact ..... 0.5 Nm

HOODS, HOUSINGS

Material ..... Die cast aluminium
Surface ..... Powder-coated (RAL 7037)
Locking element ..... Stainless steel, steel-zinc plated
Temperature range ..... -40°C... +125°C
Degree of protection acc. to DIN40 050 ..... IP65

CURRENT CARRYING CAPACITY

The current carrying is limited by maximum temperature of materials for inserts and contacts including terminals. Control and test procedures according to DIN IEC 60512-3.

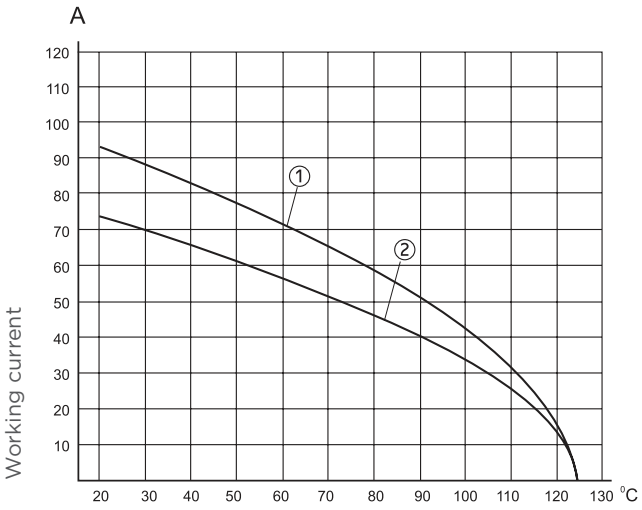

Ambient temperature Wire gauge: 1.5 mm^2

1 Wire gauge: 16mm^2
2 Wire gauge: 10mm^2

HK4/0, HK4/2 inserts

INSERTS FOR H16B HOOD/HOUSING

690V/400V MAX. 80A/16A

4/0+⏚ 4/2+⏚

Dimensions (mm)		Type	Part Number	
			Male insert	Female insert
Screw terminal	Size chart			
	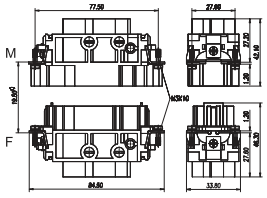	HK4/0-004-M	T2100042101-000	
		HK4/0-004-F		T2100042201-000
Contact arrangement view from termination side				
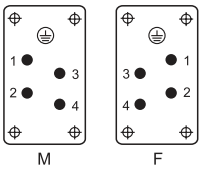				

Dimensions (mm)		Type	Part Number	
			Male insert	Female insert
Screw terminal	Size chart			
	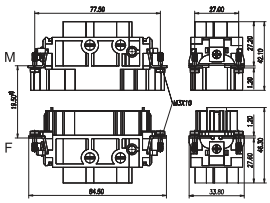	HK4/2-006-M	T2100062101-000	
		HK4/2-006-F		T2100062201-000
Contact arrangement view from termination side				
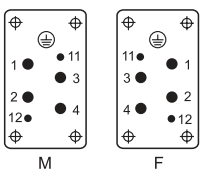				

All specifications subject to change. Consult TE Connectivity for latest design specifications.
Contact TE for assistance with any part number configuration.

HK12/2 technical characteristics

Specifications ..... DIN EN 60 664-1
..... DIN EN 61 984
Number of contacts ..... 12/2 + PE

INSERTS

Rated current
Power contact ..... 40A max
Signal contact ..... 10A max
(See current carrying capacity)
Working voltage
Power contact 690V
Signal contact 250V
Test voltage urms
Power contact 8KV
Signal contact 4KV
Pollution degree 3
Insulation resistance ..... ≥10^{10}Ω
Material ..... Polycarbonate
Temperature range ..... -40°C... +125°C
Flammability acc. to UL94 ..... V0
Working voltage acc. to UL/CSA 600V/300V
Mechanical working life-mating cycles ..... ≥500

CONTACTS

Material ..... Copper alloy
Surface ..... Hard silver-plated
..... Hard gold-plated
Contact resistance
Power contact ..... ≤0.3mΩ
Signal contact ..... ≤3mΩ
Terminal ..... Crimp terminal
- mm^2
Power contact ..... 1-6mm^2
Signal contact ..... 0.14-2.5mm^2
- AWG
Power contact 18-10
Signal contact 26-14

HOODS, HOUSINGS

Material ..... Die cast aluminium
Surface ..... Powder-coated (RAL 7037)
Locking element ..... Stainless steel, steel-zinc plated
Temperature range ..... -40°C... +125°C
Degree of protection acc. to DIN40 050 ..... IP65

CURRENT CARRYING CAPACITY

The current carrying is limited by maximum temperature of materials for inserts and contacts including terminals. Control and test procedures according to DIN IEC 60512-3.

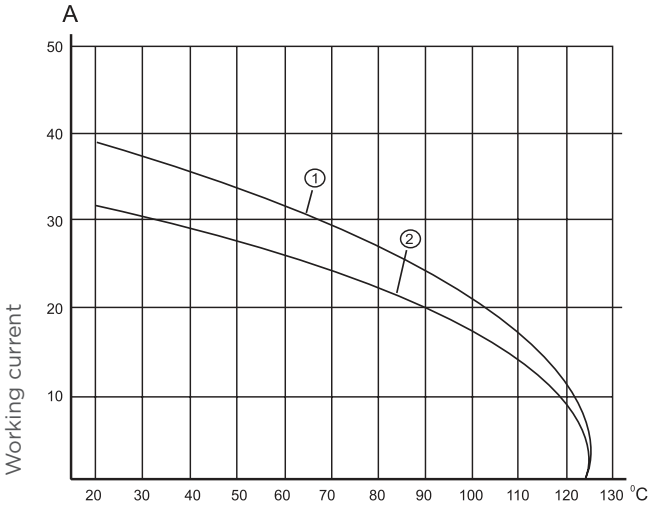

Ambient temperature Wire gauge: 1.5 mm^2

1 Wire gauge: 6.0mm^2
2 Wire gauge: 4.0mm^2

HK12/2 inserts

INSERT FOR H16B HOOD/HOUSING

690V/250V MAX. 40A/10A

12/2+⏚

Dimensions (mm)		Type	Part Number	
			Male insert	Female insert
Crimp terminal (Order crimp contacts separately)	Size chart			
	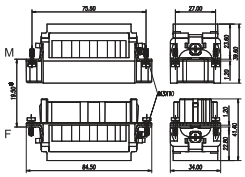	HK12/2-014-M	T2120142101-000	
		HK12/2-014-F		T2120142201-000
Contact arrangement view from termination side				
				

10A Contact

Tech data **Material:** copper alloy **Contact resistance:** ≤3mΩ **Terminal:** crimp connection	10A Male crimp contacts	Wire gauge		Strip-ping length	Crimp contacts, silver-plated		Crimp contacts, gold-plated	
		mm²	AWG	mm	Type	Part Number	Type	Part Number
CDM/Male 	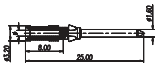	0.14-0.37 0.5 0.75 1.0 1.5 2.5	26-22 20 18 18 16 14	8.0 8.0 8.0 8.0 8.0 6.0	CDM-0.14 CDM-0.5 CDM-0.75 CDM-1.0 CDM-1.5 CDM-2.5	T2020001002-000 T2020001005-000 T2020001008-000 T2020001010-000 T2020001015-000 T2020001025-000	DDM-0.14 DDM-0.5 DDM-0.75 DDM-1.0 DDM-1.5 DDM-2.5	T2020011002-000 T2020011005-000 T2020011008-000 T2020011010-000 T2020011015-000 T2020011025-000
CDF/Female 	10A Female crimp contacts 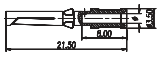	0.14-0.37 0.5 0.75 1.0 1.5 2.5	26-22 20 18 18 16 14	8.0 8.0 8.0 8.0 8.0 6.0	CDF-0.14 CDF-0.5 CDF-0.75 CDF-1.0 CDF-1.5 CDF-2.5	T2020002002-000 T2020002005-000 T2020002008-000 T2020002010-000 T2020002015-000 T2020002025-000	DDF-0.14 DDF-0.5 DDF-0.75 DDF-1.0 DDF-1.5 DDF-2.5	T2020012002-000 T2020012005-000 T2020012008-000 T2020012010-000 T2020012015-000 T2020012025-000

40A Contact

Tech data **Material:** copper alloy **Contact resistance:** ≤0.3mΩ **Terminal:** crimp connection	40A Male crimp contacts	Wire gauge		Stripping length	Crimp contacts, silver-plated	
		mm²	AWG	mm	Type	Part Number
CMM/Male 	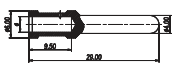	1.5 2.5 4.0 6.0	16 14 12 10	8.0 8.0 8.0 8.0	CMM-1.5 CMM-2.5 CMM-4.0 CMM-6.0	T2040001015-000 T2040001025-000 T2040001040-000 T2040001060-000
CMF/Female 	40A Female crimp contacts 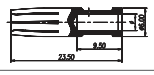	1.5 2.5 4.0 6.0 10	16 14 12 10 7	8.0 8.0 8.0 8.0 8.0	CMF-1.5 CMF-2.5 CMF-4.0 CMF-6.0 CMF-10	T2040002015-000 T2040002025-000 T2040002040-000 T2040002060-000 T2040002100-000

All specifications subject to change. Consult TE Connectivity for latest design specifications.
Contact TE for assistance with any part number configuration.

HK6/36 technical characteristics

Specifications ..... DIN EN 60 664-1
..... DIN EN 61 984
Number of contacts ..... 6/36 + PE

INSERTS

Rated current
Power contact ..... 40A max
Signal contact ..... 10A max
(See current carrying capacity)
Working voltage
Power contact 690V
Signal contact 160V
Test voltage urms
Power contact 6KV
Signal contact 2.5KV
Pollution degree 2
Insulation resistance ..... ≥$10^{10}\Omega$
Material ..... Polycarbonate
Temperature range ..... -40°C... +125°C
Flammability acc. to UL94 ..... V0
Working voltage acc. to UL/CSA 600V/300V
Mechanical working life-mating cycles ..... ≥500

CONTACTS

Material ..... Copper alloy
Surface ..... Hard silver-plated
..... Hard gold-plated
Contact resistance
Power contact ..... ≤0.3mΩ
Signal contact ..... ≤3mΩ
Terminal ..... Crimp terminal
- mm^2
Power contact ..... 1-6mm^2
Signal contact ..... 0.14-2.5mm^2
- AWG
Power contact 18-10
Signal contact 26-14

HOODS, HOUSINGS

Material ..... Die cast aluminium
Surface ..... Powder-coated (RAL 7037)
Locking element ..... Stainless steel, steel-zinc plated
Temperature range ..... -40°C... +125°C
Degree of protection acc. to DIN40 050 ..... IP65

CURRENT CARRYING CAPACITY

The current carrying is limited by maximum temperature of materials for inserts and contacts including terminals. Control and test procedures according to DIN IEC 60512-3.

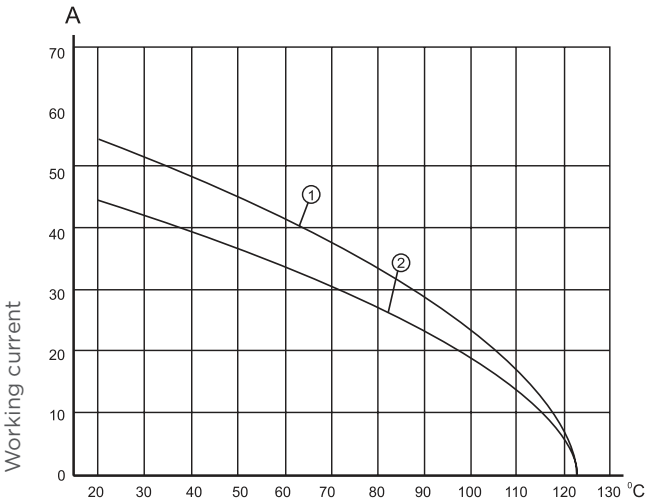

1 Wire gauge: 6.0mm^2
2 Wire gauge: 4.0mm^2

HK6/36 inserts

INSERT FOR H16B HOOD/HOUSING

690V/250V MAX. 40A/10A

6/36+⏚

Dimensions (mm)		Type	Part Number	
			Male insert	Female insert
Crimp terminal (Order crimp contacts separately)	Size chart			
	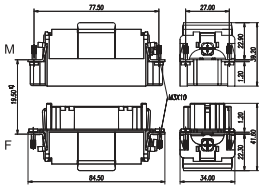	HK6/36-042-M	T2120422101-000	
		HK6/36-042-F		T2120422201-000
Contact arrangement view from termination side				
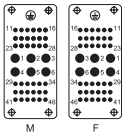				

10A Contact

Tech data **Material:** copper alloy **Contact resistance:** ≤3mΩ **Terminal:** crimp connection **CDM/Male**	10A Male crimp contacts	Wire gauge		Stripping length	Crimp contacts, silver-plated		Crimp contacts, gold-plated	
		mm²	AWG	mm	Type	Part Number	Type	Part Number
	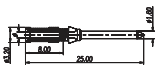	0.14-0.37 0.5 0.75 1.0 1.5 2.5	26-22 20 18 18 16 14	8.0 8.0 8.0 8.0 8.0 6.0	CDM-0.14 CDM-0.5 CDM-0.75 CDM-1.0 CDM-1.5 CDM-2.5	T2020001002-000 T2020001005-000 T2020001008-000 T2020001010-000 T2020001015-000 T2020001025-000	DDM-0.14 DDM-0.5 DDM-0.75 DDM-1.0 DDM-1.5 DDM-2.5	T2020011002-000 T2020011005-000 T2020011008-000 T2020011010-000 T2020011015-000 T2020011025-000
CDF/Female 	**10A Female crimp contacts** 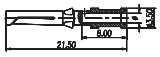	0.14-0.37 0.5 0.75 1.0 1.5 2.5	26-22 20 18 18 16 14	8.0 8.0 8.0 8.0 8.0 6.0	CDF-0.14 CDF-0.5 CDF-0.75 CDF-1.0 CDF-1.5 CDF-2.5	T2020002002-000 T2020002005-000 T2020002008-000 T2020002010-000 T2020002015-000 T2020002025-000	DDF-0.14 DDF-0.5 DDF-0.75 DDF-1.0 DDF-1.5 DDF-2.5	T2020012002-000 T2020012005-000 T2020012008-000 T2020012010-000 T2020012015-000 T2020012025-000

40A Contact

Tech data **Material:** copper alloy **Contact resistance:** ≤0.3mΩ **Terminal:** crimp connection **CMM/Male**	40A Male crimp contacts	Wire gauge		Stripping length	Crimp contacts, silver-plated	
		mm²	AWG	mm	Type	Part Number
	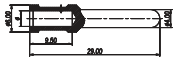	1.5 2.5 4.0 6.0	16 14 12 10	8.0 8.0 8.0 8.0	CMM-1.5 CMM-2.5 CMM-4.0 CMM-6.0	T2040001015-000 T2040001025-000 T2040001040-000 T2040001060-000
CMF/Female 	**40A Female crimp contacts** 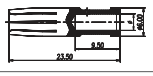	1.5 2.5 4.0 6.0 10	16 14 12 10 7	8.0 8.0 8.0 8.0 8.0	CMF-1.5 CMF-2.5 CMF-4.0 CMF-6.0 CMF-10	T2040002015-000 T2040002025-000 T2040002040-000 T2040002060-000 T2040002100-000

All specifications subject to change. Consult TE Connectivity for latest design specifications.
Contact TE for assistance with any part number configuration.

H16B with 2 levers on the hoods/housings

POWDER-COATED, RAL 7037

Dimensions (mm)		Metr.	PG	Type	Part Number
Hood: Side entry					
	Low construction 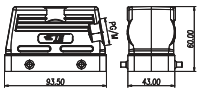	M20 M25 M32	PG16 PG21	H16B-TS-PG16 H16B-TS-PG21 H16B-TS-M20 H16B-TS-M25 H16B-TS-M32	T1210160116-000 T1210160121-000 T1210160120-000 T1210160125-000 T1210160132-000
	High construction 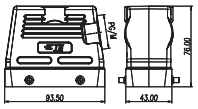	M25 M32 M40	PG21 PG29	H16B-TSH-PG21 H16B-TSH-PG29 H16B-TSH-M25 H16B-TSH-M32 H16B-TSH-M40	T1230160121-000 T1230160129-000 T1230160125-000 T1230160132-000 T1230160140-000
Hood: Top entry					
	Low construction 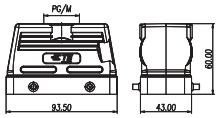	M25 M32	PG16 PG21	H16B-TG-PG16 H16B-TG-PG21 H16B-TG-M25 H16B-TG-M32	T1220160116-000 T1220160121-000 T1220160125-000 T1220160132-000
	High construction 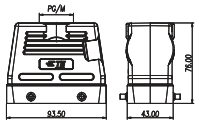	M25 M32 M40	PG21 PG29	H16B-TGH-PG21 H16B-TGH-PG29 H16B-TGH-M25 H16B-TGH-M32 H16B-TGH-M40	T1240160121-000 T1240160129-000 T1240160125-000 T1240160132-000 T1240160140-000
Cable-to-cable hood					
	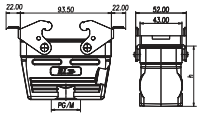 Low construction High construction Construction / H Low / 62.5 Hight / 74.5	M25 M32 M25 M32 M40	PG21 PG21 PG29	H16B-TBFS-PG21 H16B-TBFS-M25 H16B-TBFS-M32 H16B-TBFHS-PG21 H16B-TBFHS-PG29 H16B-TBFHS-M25 H16B-TBFHS-M32 H16B-TBFHS-M40	T1710161121-000 T1710161125-000 T1710161132-000 T1750161121-000 T1750161129-000 T1750161125-000 T1750161132-000 T1750161140-000
Protection covers for hoods					
	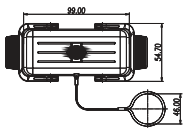			H16B-KDTP	T1010161400-000
Housing protection cover					
	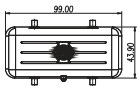			H16B-KDBP	T1010162100-000

H16B with 2 levers on the hoods/housings

POWDER-COATED, RAL 7037

Dimensions (mm)	Metr.	PG	Type	Part Number
Bulkhead mounted				
 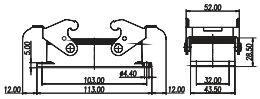			H16B-AGS	T1410161000-000
Surface mounted: Side entry				
 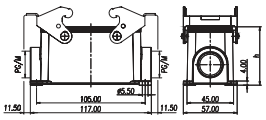 1 Side entry Low construction 2 Side entry 1 Side entry High construction 2 Side entry	M25 M25 M25 M32 M25 M32	PG21 PG21 PG21 PG29 PG21 PG29	H16B-SGRS-PG21 H16B-SGRS-M25 H16B-SGRS-2PG21 H16B-SGRS-2M25 H16B-SGRHS-PG21 H16B-SGRHS-PG29 H16B-SGRHS-M25 H16B-SGRHS-M32 H16B-SGRHS-2PG21 H16B-SGRHS-2PG29 H16B-SGRHS-2M25 H16B-SGRHS-2M32	T1440161121-000 T1440161125-000 T1440161221-000 T1440161225-000 T1470161121-000 T1470161129-000 T1470161125-000 T1470161132-000 T1470161221-000 T1470161229-000 T1470161225-000 T1470161232-000

Construction	H
Low	56
Hight	81

Side entry housing with two levers				
 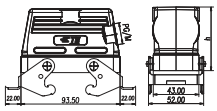 Low construction High construction	M20 M25 M25 M32	PG16 PG21 PG21 PG29	H16B-TSBS-PG16 H16B-TSBS-PG21 H16B-TSBS-M20 H16B-TSBS-M25 H16B-TSBHS-PG21 H16B-TSBHS-PG29 H16B-TSBHS-M25 H16B-TSBHS-M32	T1250163116-000 T1250163121-000 T1250163120-000 T1250163125-000 T1270163121-000 T1270163129-000 T1270163125-000 T1270163132-000
Top entry housing with two levers				
 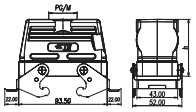 Low construction High construction	M20 M25 M25 M32	PG16 PG21 PG21 PG29	H16B-TGBS-PG16 H16B-TGBS-PG21 H16B-TGBS-M20 H16B-TGBS-M25 H16B-TGBHS-PG21 H16B-TGBHS-PG29 H16B-TGBHS-M25 H16B-TGBHS-M32	T1260163116-000 T1260163121-000 T1260163120-000 T1260163125-000 T1280163121-000 T1280163129-000 T1280163125-000 T1280163132-000

Construction	H
Low	60
Hight	76

Bulkhead mounted with 4 bolts				
  With protection cover 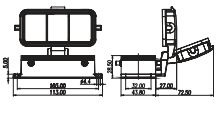 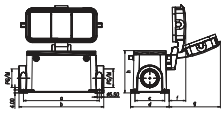 1 Side entry Low construction 2 Side entry 1 Side entry High construction 2 Side entry	M25 M25 M25 M32 M25 M32	H16B-AD-BO PG21 PG21 PG29 PG21 PG29	T1430160000-000 H16B-SDR-BO-PG21 H16B-SDR-BO-M25 H16B-SDR-BO-2PG21 H16B-SDR-BO-2M25 H16B-SDRH-BO-PG21 H16B-SDRH-BO-PG29 H16B-SDRH-BO-M25 H16B-SDRH-BO-M32 H16B-SDRH-BO-2PG21 H16B-SDRH-BO-2PG29 H16B-SDRH-BO-2M25 H16B-SDRH-BO-2M32	T1460160121-000 T1460160125-000 T1460160221-000 T1460160225-000 T1490160121-000 T1490160129-000 T1490160125-000 T1490160132-000 T1490160221-000 T1490160229-000 T1490160225-000 T1490160232-000

Construction	A	B	C	D	F	G	H
Low	105	117	45	57	20	65	56
Hight	105	117	45	57	20	65	81

All specifications subject to change. Consult TE Connectivity for latest design specifications.
Contact TE for assistance with any part number configuration.

H16B with 1 lever on the hoods/housings

POWDER-COATED, RAL 7037

Dimensions (mm)		Metr.	PG	Type	Part Number
Hood: Side entry					
	Low construction 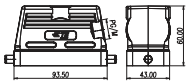	M25 M32	PG21 PG29	H16B-TS-RO-PG21 H16B-TS-RO-PG29 H16B-TS-RO-M25 H16B-TS-RO-M32	T1310160121-000 T1310160129-000 T1310160125-000 T1310160132-000
	High construction 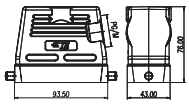	M25 M32 M40	PG21 PG29	H16B-TSH-RO-PG21 H16B-TSH-RO-PG29 H16B-TSH-RO-M25 H16B-TSH-RO-M32 H16B-TSH-RO-M40	T1330160121-000 T1330160129-000 T1330160125-000 T1330160132-000 T1330160140-000
Hood: Top entry					
	Low construction 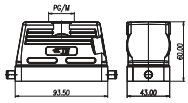	M25 M32	PG21 PG29	H16B-TG-RO-PG21 H16B-TG-RO-PG29 H16B-TG-RO-M25 H16B-TG-RO-M32	T1320160121-000 T1320160129-000 T1320160125-000 T1320160132-000
	High construction 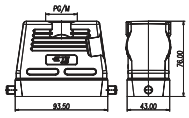	M25 M32 M40	PG21 PG29	H16B-TGH-RO-PG21 H16B-TGH-RO-PG29 H16B-TGH-RO-M25 H16B-TGH-RO-M32 H16B-TGH-RO-M40	T1340160121-000 T1340160129-000 T1340160125-000 T1340160132-000 T1340160140-000
Cable-to-cable hood					
	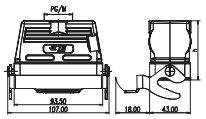 Low construction High construction Construction | H Low | 62.5 Hight | 74.5	M25 M32 M25 M32 M40	PG21 PG29 PG21 PG29	H16B-TBF-LB-PG21 H16B-TBF-LB-PG29 H16B-TBF-LB-M25 H16B-TBF-LB-M32 H16B-TBFH-LB-PG21 H16B-TBFH-LB-PG29 H16B-TBFH-LB-M25 H16B-TBFH-LB-M32 H16B-TBFH-LB-M40	T1730163121-000 T1730163129-000 T1730163125-000 T1730163132-000 T1770163121-000 T1770163129-000 T1770163125-000 T1770163132-000 T1770163140-000
Protection covers for hoods					
				H16B-KDTP-LB	T1010161500-000

H16B with 1 lever on the hoods/housings

POWDER-COATED, RAL 7037

Dimensions (mm)	Metr.	PG	Type	Part Number
Bulkhead mounted				
 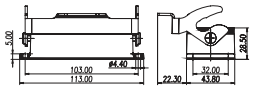			H16B-AG-LB	T1500163000-000
 With protection cover 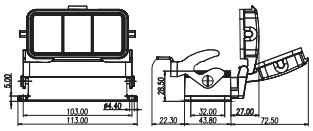			H16B-AD-LB	T1510163000-000
Surface mounted: Side entry				
 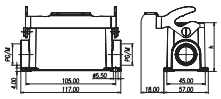 1 Side entry Low construction 2 Side entry 1 Side entry High construction 2 Side entry	M20 M25 M20 M25 M25 M32 M25 M32	PG16 PG21 PG16 PG21 PG21 PG29 PG21 PG29 M25 M32	H16B-SGR-LB-PG16 H16B-SGR-LB-PG21 H16B-SGR-LB-M20 H16B-SGR-LB-M25 H16B-SGR-LB-2PG16 H16B-SGR-LB-2PG21 H16B-SGR-LB-2M20 H16B-SGR-LB-2M25 H16B-SGRH-LB-PG21 H16B-SGRH-LB-PG29 H16B-SGRH-LB-M25 H16B-SGRH-LB-M32 H16B-SGRH-LB-2PG21 H16B-SGRH-LB-2PG29 H16B-SGRH-LB-2M25 H16B-SGRH-LB-2M32	T1610163116-000 T1610163121-000 T1610163120-000 T1610163125-000 T1610163216-000 T1610163221-000 T1610163220-000 T1610163225-000 T1650163121-000 T1650163129-000 T1650163125-000 T1650163132-000 T1650163221-000 T1650163229-000 T1650163225-000 T1650163232-000
 With protection cover 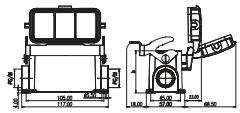 1 Side entry Low construction 2 Side entry 1 Side entry High construction 2 Side entry	M20 M25 M20 M25 M25 M32 M25 M32	PG16 PG21 PG16 PG21 PG21 PG29 PG21 PG29 M25 M32	H16B-SDR-LB-PG16 H16B-SDR-LB-PG21 H16B-SDR-LB-M20 H16B-SDR-LB-M25 H16B-SDR-LB-2PG16 H16B-SDR-LB-2PG21 H16B-SDR-LB-2M20 H16B-SDR-LB-2M25 H16B-SDRH-LB-PG21 H16B-SDRH-LB-PG29 H16B-SDRH-LB-M25 H16B-SDRH-LB-M32 H16B-SDRH-LB-2PG21 H16B-SDRH-LB-2PG29 H16B-SDRH-LB-2M25 H16B-SDRH-LB-2M32	T1620163116-000 T1620163121-000 T1620163120-000 T1620163125-000 T1620163216-000 T1620163221-000 T1620163220-000 T1620163225-000 T1660163121-000 T1660163129-000 T1660163125-000 T1660163132-000 T1660163221-000 T1660163229-000 T1660163225-000 T1660163232-000

Construction	H
Low	56
Hight	81

All specifications subject to change. Consult TE Connectivity for latest design specifications.
Contact TE for assistance with any part number configuration.

HIP.16/40, HIP-K.16/40, EMV-K.16/40 housings

HIP: Pressure-tight, silver-grey
HIP-K: Housings corrosion-resistant, black, according to DIN IEC 68 T2-52 and ASTM B117-09 > 1000h
EMV-K: Protection against electro-magnetic interference, pressure-tight, housings corrosion-resistant, black

Pressure-tight up to 5 bar **IP 68 / IP 69 K**

Description		Metr.	PG	Type	Part Number
Hood: Side entry					
	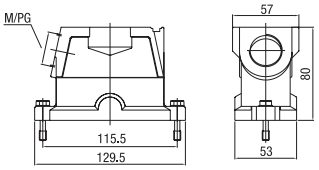	M32	21 29	**HIP** HIP.16/40.STS.1.21.G HIP.16/40.STS.1.29.G	1-1102649-5 1-1102651-5
		M32		HIP.16/40.STS.1.M32.G	0-1106454-2
			29	**HIP-K** HIP-K.16/40.STS.1.29.G	2-1102651-5
		M32		HIP-K.16/40.STS.1.M32.G	0-1106444-2
			29	**EMV-K** EMV-K.16/40.STS.1.29.G	4-1102723-5
		M32		EMV-K.16/40.STS.1.M32.G	0-1106446-4
			21	EMV-K.16/40.STS.1.21.G	4-1102722-5
Hood: Top entry					
	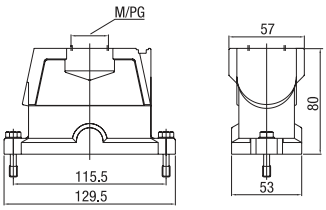	M32	21 29	**HIP** HIP.16/40.STO.1.21.G HIP.16/40.STO.1.29.G	1-1102653-5 1-1102655-5
		M32		HIP.16/40.STO.1.M32.G	0-1106454-1
			21	**HIP-K** HIP-K.16/40.STO.2.21.G	0-1108534-1
			29	HIP-K.16/40.STO.1.29.G	2-1102655-5
		M32		HIP-K.16/40.STO.1.M32.G	0-1106444-1
			29	**EMV-K** EMV-K.16/40.STO.1.29.G	4-1102725-5
		M32		EMV-K.16/40.STO.1.M32.G	0-1106446-3
Surface mounted housing: Bottom entry					
	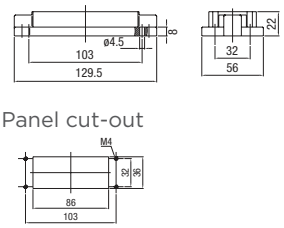			**HIP** HIP.16/40.AG	1-1102656-5
				HIP-K HIP-K.16/40.AG	2-1102656-5
				EMV-K EMV-K.16/40.AG	4-1102728-5
	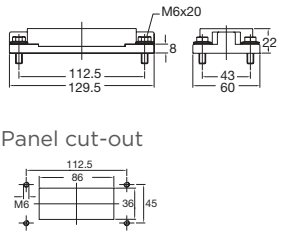			**HIP** HIP.16/40.AG.M6	1-1102618-5
				HIP-K HIP-K.16/40.AG.M6	2-1102618-5
				EMV-K EMV-K.16/40.AG.M6	4-1102730-5

HIP.16/40, HIP-K.16/40, EMV-K.16/40 housings

HIP: Pressure-tight, silver-grey
HIP-K: Housings corrosion-resistant, black, according to DIN IEC 68 T2-52 and ASTM B117-09 > 1000h
EMV-K: Protection against electro-magnetic interference, pressure-tight, housings corrosion-resistant, black

Pressure-tight up to 5 bar **IP 68 / IP 69 K**

Description		Metr.	PG	Type	Part Number
Surface mounted housing: Side entry					
	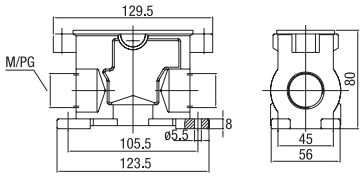			**HIP**	
			21	HIP.16/40.SG.1.21.G	1-1102616-5
			2x21	HIP.16/40.SG.2.21.G	1-1102617-5
		2xM32		HIP.16/40.SG.2.M32.G	0-1106453-1
				HIP-K	
			21	HIP-K.16/40.SG.1.21.G	5-1102616-5
			2x21	HIP-K.16/40.SG.2.21.G	2-1102617-5
		2xM32		HIP-K.16/40.SG.2.M32.G	0-1106443-1
				EMV-K	
			21	EMV-K.16/40.SG.1.21.Z	4-1102726-5
			2x21	EMV-K.16/40.SG.2.21.Z	4-1102727-5
		2xM32		EMV-K.16/40.SG.2.M32.G	0-1106445-2
Protective covers for housings					
	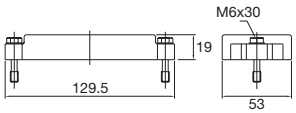			**HIP**	
				HIP/EMV.16/40.SKB	3-1106203-5
				HIP-K	
				HIP-K.16/40.SKB	4-1106203-5

All specifications subject to change. Consult TE Connectivity for latest design specifications.
Contact TE for assistance with any part number configuration.

HK4/8 technical characteristics

Specifications ..... DIN EN 60 664-1
..... DIN EN 61 984
Number of contacts ..... 4/8 + PE

INSERTS

Rated current
Power contact ..... 80A max
Signal contact ..... 16A max
(See current carrying capacity)
Working voltage
Power contact 400V
Signal contact 400V
Test voltage urms
Power contact 6KV
Signal contact 6KV
Pollution degree 3
Insulation resistance ..... ≥$10^{10}\Omega$
Material ..... Polycarbonate
Temperature range ..... -40°C... +125°C
Flammability acc. to UL94 ..... V0
Working voltage acc. to UL/CSA 600V/400V
Mechanical working life-mating cycles ..... ≥500

CONTACTS

Material ..... Copper alloy
Surface ..... Hard silver-plated
..... Hard gold-plated
Contact resistance
Power contact ..... ≤0.1mΩ
Signal contact ..... ≤5mΩ
Terminal ..... Crimp terminal
- mm^2
Power contact ..... 1.5-16mm^2
Signal contact ..... 0.5-2.5mm^2
- AWG
Power contact 16-6
Signal contact 20-14

- Tightening/test torque
- Power contact

mm^2	1.5	2.5	4	6	10	16
Nm	1.2	2	3	3	3	3

- Signal contact ..... 0.5 Nm

HOODS, HOUSINGS

Material ..... Die cast aluminium
Surface ..... Powder-coated (RAL 7037)
Locking element ..... Stainless steel, steel-zinc plated
Temperature range ..... -40°C... +125°C
Degree of protection acc. to DIN40 050 ..... IP65

CURRENT CARRYING CAPACITY

The current carrying is limited by maximum temperature of materials for inserts and contacts including terminals. Control and test procedures according to DIN IEC 60512-3.

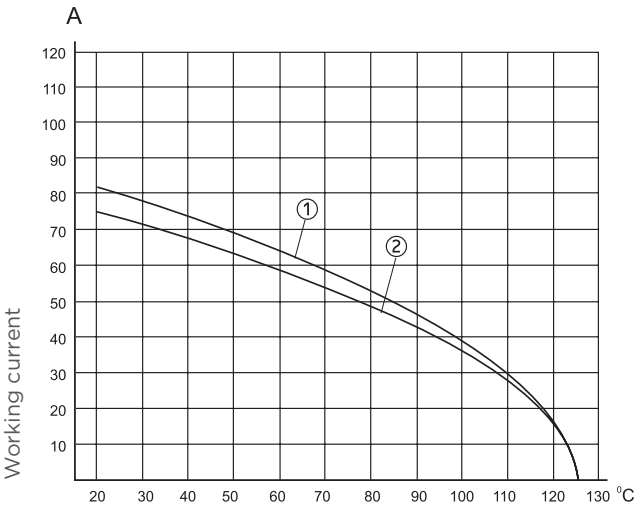

1 Wire gauge: 16mm^2
2 Wire gauge: 10mm^2

HK4/8 inserts

INSERTS FOR H24B HOOD/HOUSING

690V/400V MAX. 80A/16A

4/8+⏚

Dimensions (mm)		Type	Part Number	
			Male insert	Female insert
Screw terminal	Size chart			
	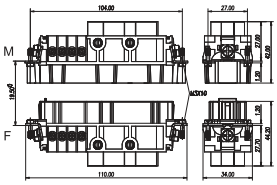	HK4/8-012-M	T2100122101-000	
		HK4/8-012-F		T2100122201-000
Contact arrangement view from termination side				
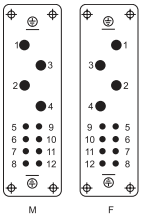				

All specifications subject to change. Consult TE Connectivity for latest design specifications.
Contact TE for assistance with any part number configuration.

HWK3/3/6 technical characteristics

Specifications ..... DIN EN 60 664-1
..... DIN EN 61 984
Number of contacts ..... 3/3/6 + PE

INSERTS

Rated current
Power 1 contact..... 100A max
Power 2 contact..... 40A max
Signal contact..... 16A max
(See current carrying capacity)
Working voltage
Power 1 contact
Conductor - ground 400V
Conductor - conductor..... 690V
Power 2 contact
Conductor - ground 400V
Conductor - conductor..... 690V
Signal contact
Conductor - ground 250V
Conductor - conductor 400V
Test voltage urms
Power 1 contact..... 6KV
Power 2 contact..... 6KV
Signal contact 3KV
Pollution degree 3
Insulation resistance ..... ≥$10^{10}\Omega$
Material ..... Polycarbonate
Temperature range ..... -40°C... +125°C
Flammability acc. to UL94 ..... V0

CONTACTS

Material ..... Copper alloy
Surface ..... Hard silver-plated
..... Hard gold-plated
Contact resistance
Power contact ..... ≤0.1mΩ
Signal contact..... ≤5mΩ
Terminal ..... Screw terminal
- mm^2
Power 1 contact..... 16-35mm^2
Power 2 contact..... 2.5-6mm^2
Signal contact..... 0.5-2.5mm^2
- AWG
Power 1 contact..... 16-6
Power 2 contact..... 20-14
Signal contact..... 20-14
- Tightening/test torque
- Power contact

mm^2	1.5	2.5	4	6	10	16
Nm	1.2	2	3	3	3	3

- Signal contact ..... 0.5 Nm

CURRENT CARRYING CAPACITY

The current carrying is limited by maximum temperature of materials for inserts and contacts including terminals. Control and test procedures according to DIN IEC 60512-3.

HOODS, HOUSINGS

Material ..... Die cast aluminium
Surface ..... Powder-coated (RAL 7037)
Locking element..... Stainless steel, steel-zinc plated
Temperature range ..... -40°C... +125°C
Degree of protection acc. to DIN40 050 ..... IP65

HWK3/3/6 inserts

690V MAX. 100A
690V MAX. 40A
400V MAX. 16A

INSERTS FOR H24B HOOD/HOUSING

3/3/6+⏚

Dimensions (mm)		Type	Part Number	
			Male insert	Female insert
Screw terminal	Contact arrangement view from termination side			
	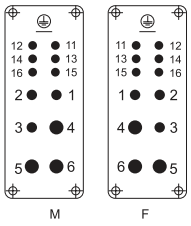	HK3/3/6-012-M	T2093362101-000	
		HK3/3/6-012-F		T2093362201-000

CONTACTS

Material ..... Copper alloy
Surface ..... Hard silver-plated
..... Hard gold-plated
Contact resistance
Power contact ..... ≤0.1mΩ
Signal contact..... ≤5mΩ
Terminal ..... Screw terminal
100A contact pin
- mm^2
Power 1 contact..... 16-35 mm^2
Power 2 contact..... 2.5-6 mm^2
Signal contact..... 0.5-2.5 mm^2
- AWG
Power 1 contact..... 6-2
Power 2 contact..... 14-10
Signal contact..... 20-14
- Tightening/test torque
- Power contact

mm^2	1.5	2.5	4	6	10	16
Nm	1.2	2	3	3	3	3

- Signal contact..... 0.5Nm

All specifications subject to change. Consult TE Connectivity for latest design specifications.
Contact TE for assistance with any part number configuration.

H24B with 2 levers on the hoods/housings

POWDER-COATED, RAL 7037

Dimensions (mm)		Metr.	PG	Type	Part Number
Hood: Side entry					
	Low construction 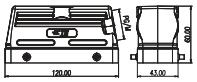	M25 M32	PG16 PG21	H24B-TS-PG16 H24B-TS-PG21 H24B-TS-M25 H24B-TS-M32	T1210240116-000 T1210240121-000 T1210240125-000 T1210240132-000
	High construction 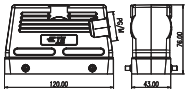	M25 M32 M40	PG21 PG29	H24B-TSH-PG21 H24B-TSH-PG29 H24B-TSH-M25 H24B-TSH-M32 H24B-TSH-M40	T1230240121-000 T1230240129-000 T1230240125-000 T1230240132-000 T1230240140-000
Hood: Top entry					
	Low construction 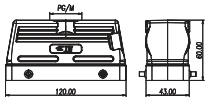	M25 M32	PG16 PG21	H24B-TG-PG16 H24B-TG-PG21 H24B-TG-M25 H24B-TG-M32	T1220240116-000 T1220240121-000 T1220240125-000 T1220240132-000
	High construction 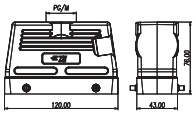	M25 M32 M40	PG21 PG29	H24B-TGH-PG21 H24B-TGH-PG29 H24B-TGH-M25 H24B-TGH-M32 H24B-TGH-M40	T1240240121-000 T1240240129-000 T1240240125-000 T1240240132-000 T1240240140-000
Cable-to-cable hood					
	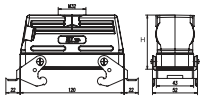 Low construction High construction Construction / H Low / 62.5 Hight / 78.5	M25 M32 M25 M32 M40	PG21 PG21 PG29	H24B-TBFS-PG21 H24B-TBFS-M25 H24B-TBFS-M32 H24B-TBFHS-PG21 H24B-TBFHS-PG29 H24B-TBFHS-M25 H24B-TBFHS-M32 H24B-TBFHS-M40	T1710241121-000 T1710241125-000 T1710241132-000 T1750241121-000 T1750241129-000 T1750241125-000 T1750241132-000 T1750241140-000
Protection covers for hoods					
	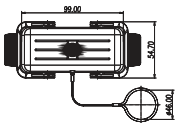			H24B-KDTP	T1010241400-000
Housing protection cover					
	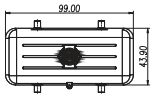			H24B-KDBP	T1010242100-000

H24B with 2 levers on the hoods/housings

POWDER-COATED, RAL 7037

Dimensions (mm)	Metr.	PG	Type	Part Number
Bulkhead mounted				
 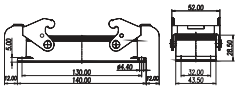			H24B-AGS	T1410241000-000
Surface mounted: Side entry				
 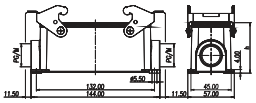 1 Side entry Low construction 2 Side entry 1 Side entry High construction 2 Side entry	M25 M25 M25 M32 M25 M32	PG21 PG21 PG21 PG29 PG21 PG29	H24B-SGRS-PG21 H24B-SGRS-M25 H24B-SGRS-2PG21 H24B-SGRS-2M25 H24B-SGRHS-PG21 H24B-SGRHS-PG29 H24B-SGRHS-M25 H24B-SGRHS-M32 H24B-SGRHS-2PG21 H24B-SGRHS-2PG29 H24B-SGRHS-2M25 H24B-SGRHS-2M32	T1440241121-000 T1440241125-000 T1440241221-000 T1440241225-000 T1470241121-000 T1470241129-000 T1470241125-000 T1470241132-000 T1470241221-000 T1470241229-000 T1470241225-000 T1470241232-000

Construction	H
Low	56
Hight	81

Side entry housing with two levers				
 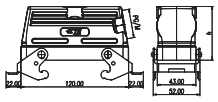 Low construction High construction	M20 M25 M25 M32	PG16 PG21 PG21 PG29	H24B-TSBS-PG16 H24B-TSBS-PG21 H24B-TSBS-M20 H24B-TSBS-M25 H24B-TSBHS-PG21 H24B-TSBHS-PG29 H24B-TSBHS-M25 H24B-TSBHS-M32	T1250243116-000 T1250243121-000 T1250243120-000 T1250243125-000 T1270243121-000 T1270243129-000 T1270243125-000 T1270243132-000

Construction	H
Low	60
Hight	76

Top entry housing with two levers				
 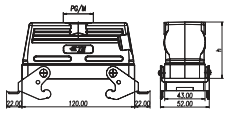 Low construction High construction	M20 M25 M25 M32	PG16 PG21 PG21 PG29	H24B-TGBS-PG16 H24B-TGBS-PG21 H24B-TGBS-M20 H24B-TGBS-M25 H24B-TGBHS-PG21 H24B-TGBHS-PG29 H24B-TGBHS-M25 H24B-TGBHS-M32	T1260243116-000 T1260243121-000 T1260243120-000 T1260243125-000 T1280243121-000 T1280243129-000 T1280243125-000 T1280243132-000

Construction	H
Low	60
Hight	76

Bulkhead mounted with 4 bolts				
  With protection cover 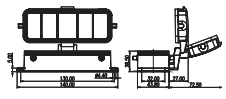 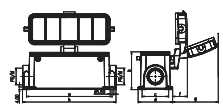 1 Side entry Low construction 2 Side entry 1 Side entry High construction 2 Side entry	H24B-AD-BO M25 M25 M25 M32 M25 M32	PG21 PG21 PG21 PG29 PG21 PG29	H24B-SDR-BO-PG21 H24B-SDR-BO-M25 H24B-SDR-BO-2PG21 H24B-SDR-BO-2M25 H24B-SDRH-BO-PG21 H24B-SDRH-BO-PG29 H24B-SDRH-BO-M25 H24B-SDRH-BO-M32 H24B-SDRH-BO-2PG21 H24B-SDRH-BO-2PG29 H24B-SDRH-BO-2M25 H24B-SDRH-BO-2M32	T1430240000-000 T1460240121-000 T1460240125-000 T1460240221-000 T1460240225-000 T1490240121-000 T1490240129-000 T1490240125-000 T1490240132-000 T1490240221-000 T1490240229-000 T1490240225-000 T1490240232-000

Construction	A	B	C	D	F	G	H
Low	132	144	45	57	20	65	56
Hight	132	144	45	57	20	65	81

All specifications subject to change. Consult TE Connectivity for latest design specifications.
Contact TE for assistance with any part number configuration.

H24B with 1 lever on the hoods/housings

POWDER-COATED, RAL 7037

Dimensions (mm)		Metr.	PG	Type	Part Number
Hood: Side entry					
	Low construction 	M25 M32	PG21 PG29	H24B-TS-RO-PG21 H24B-TS-RO-PG29 H24B-TS-RO-M25 H24B-TS-RO-M32	T1310240121-000 T1310240129-000 T1310240125-000 T1310240132-000
	High construction 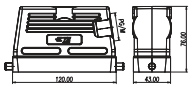	M25 M32 M40	PG21 PG29	H24B-TSH-RO-PG21 H24B-TSH-RO-PG29 H24B-TSH-RO-M25 H24B-TSH-RO-M32 H24B-TSH-RO-M40	T1330240121-000 T1330240129-000 T1330240125-000 T1330240132-000 T1330240140-000
Hood: Top entry					
	Low construction 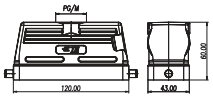	M25 M32	PG21 PG29	H24B-TG-RO-PG21 H24B-TG-RO-PG29 H24B-TG-RO-M25 H24B-TG-RO-M32	T1320240121-000 T1320240129-000 T1320240125-000 T1320240132-000
	High construction 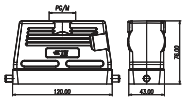	M25 M32 M40	PG21 PG29	H24B-TGH-RO-PG21 H24B-TGH-RO-PG29 H24B-TGH-RO-M25 H24B-TGH-RO-M32 H24B-TGH-RO-M40	T1340240121-000 T1340240129-000 T1340240125-000 T1340240132-000 T1340240140-000
Cable-to-cable hood					
	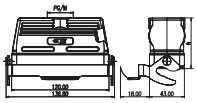 Low construction High construction Construction / H Low / 62.5 Hight / 78.5	M25 M32 M25 M32 M40	PG21 PG29 PG21 PG29	H24B-TBF-LB-PG21 H24B-TBF-LB-PG29 H24B-TBF-LB-M25 H24B-TBF-LB-M32 H24B-TBFH-LB-PG21 H24B-TBFH-LB-PG29 H24B-TBFH-LB-M25 H24B-TBFH-LB-M32 H24B-TBFH-LB-M40	T1730242121-000 T1730242129-000 T1730242125-000 T1730242132-000 T1770243121-000 T1770243129-000 T1770243125-000 T1770243132-000 T1770243140-000
Protection covers for hoods					
				H24B-KDTP-LB	T1010241500-000

H24B with 1 lever on the hoods/housings

POWDER-COATED, RAL 7037

Dimensions (mm)	Metr.	PG	Type	Part Number
Bulkhead mounted				
 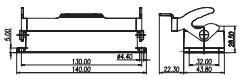			H24B-AG-LB	T1500243000-000
 With protection cover 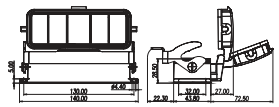			H24B-AD-LB	T1510243000-000
Surface mounted: Side entry				
 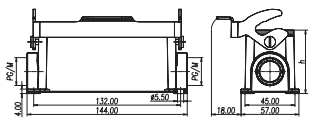 1 Side entry Low construction 2 Side entry 1 Side entry High construction 2 Side entry	M20 M25 M20 M25 M25 M32 M25 M32	PG16 PG21 PG16 PG21 PG21 PG29 PG21 PG29 M25 M32	H24B-SGR-LB-PG16 H24B-SGR-LB-PG21 H24B-SGR-LB-M20 H24B-SGR-LB-M25 H24B-SGR-LB-2PG16 H24B-SGR-LB-2PG21 H24B-SGR-LB-2M20 H24B-SGR-LB-2M25 H24B-SGRH-LB-PG21 H24B-SGRH-LB-PG29 H24B-SGRH-LB-M25 H24B-SGRH-LB-M32 H24B-SGRH-LB-2PG21 H24B-SGRH-LB-2PG29 H24B-SGRH-LB-2M25 H24B-SGRH-LB-2M32	T1610243116-000 T1610243121-000 T1610243120-000 T1610243125-000 T1610243216-000 T1610243221-000 T1610243220-000 T1610243225-000 T1650243121-000 T1650243129-000 T1650243125-000 T1650243132-000 T1650243221-000 T1650243229-000 T1650243225-000 T1650243232-000
With protection cover 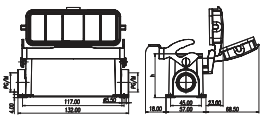 1 Side entry Low construction 2 Side entry 1 Side entry High construction 2 Side entry	M20 M25 M20 M25 M25 M32 M25 M32	PG16 PG21 PG16 PG21 PG21 PG29 PG21 PG29 M25 M32	H24B-SDR-LB-PG16 H24B-SDR-LB-PG21 H24B-SDR-LB-M20 H24B-SDR-LB-M25 H24B-SDR-LB-2PG16 H24B-SDR-LB-2PG21 H24B-SDR-LB-2M20 H24B-SDR-LB-2M25 H24B-SDRH-LB-PG21 H24B-SDRH-LB-PG29 H24B-SDRH-LB-M2S H24B-SDRH-LB-M32 H24B-SDRH-LB-2PG21 H24B-SDRH-LB-2PG29 H24B-SDRH-LB-2M25 H24B-SDRH-LB-2M32	T1620243116-000 T1620243121-000 T1620243120-000 T1620243125-000 T1620243216-000 T1620243221-000 T1620243220-000 T1620243225-000 T1660243121-000 T1660243129-000 T1660243125-000 T1660243132-000 T1660243221-000 T1660243229-000 T1660243225-000 T1660243232-000

Construction	H
Low	56
Hight	81

Construction	H
Low	56
Hight	81

All specifications subject to change. Consult TE Connectivity for latest design specifications.
Contact TE for assistance with any part number configuration.

HIP.24/64, HIP-K.24/64, EMV-K.24/64 housings

HIP: Pressure-tight, silver-grey
HIP-K: Housings corrosion-resistant, black, according to DIN IEC 68 T2-52 and ASTM B117-09 > 1000h
EMV-K: Protection against electro-magnetic interference, pressure-tight, housings corrosion-resistant, black

Pressure-tight up to 5 bar **IP 68 / IP 69 K**

Description		Metr.	PG	Type	Part Number
Hood: Side entry, Standard construction					
	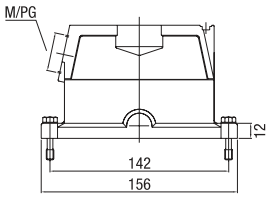	M40	21 29	**HIP** HIP.24/64.STS.1.21.G HIP.24/64.STS.1.29 G HIP.24/64.STS.1.M40.G	1-1102658-5 1-1102660-5 0-1106473-2
		M40	29	**HIP-K** HIP-K.24/64.STS.1.29.G HIP-K.24/64.STS.1.M40.G	2-1102660-5 0-1106473-4
		M25 M32 M40	29	**EMV-K** EMV-K.24/64.STS.1.29.G EMV-K.24/64.STS.1.M25.G EMV-K.24/64.STS.1.M32.G EMV-K.24/64.STS.1.M40.G	4-1102755-5 0-1102983-1 0-1106461-8 0-1106461-3
	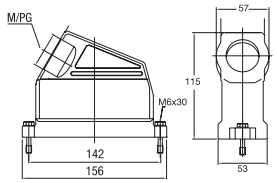	M40	29 36	**HIP** HIP-KF.24/64.STS.1.29.G HIP-KF.24/64.STS.1.36.G HIP-KF.24/64.STS.1.M40.G	1-1102622-5 1-1102623-5 0-1106474-1
		M40	29 36	**HIP-K** HIP-KF/K.24/64.STS.1.29.G HIP-KF/K. 24/64.STS.1.36G HIP-KF/K.24/64.STS.1.M40.G	2-1102622-5 2-1102623-5 0-1106474-2
		M40	29 36	**EMV-K** EMV-KF/K.24/64.STS.1.29.G EMV-KF/K.24/64.STS.1.36.G EMV-KF/K.24/64.STS.1.M40.G	4-1102732-5 4-1102733-5 0-1106462-2
Hood: Top entry, Standard construction					
	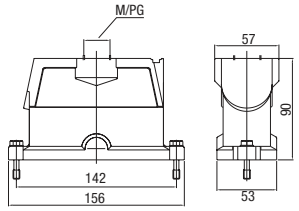	M40	21 29	**HIP** HIP.24/64.STO.1.21.G HIP.24/64.STO.1.29.G HIP.24/64.STO.1.M40.G	1-1102662-5 1-1102664-5 0-1106473-1
		2xM32 M40	29	**HIP-K** HIP-K.24/64.STO.1.29.G HIP-K.24/64.STO.2.M32.G HIP-K.24/64.STO.1.M40.G	2-1102664-5 0-1102792-1 0-1106473-3
		M40 2xM40	29	**EMV-K** EMV-K.24/64.STO.1.29.G EMV-K.24/64.STO.1.M40.G	4-1102759-5 0-1106461-4
		2xM40			
		2xM40			

HIP.10/24, HIP-K.10/24, EMV-K.10/24 housings

HIP: Pressure-tight, silver-grey
HIP-K: Housings corrosion-resistant, black, according to DIN IEC 68 T2-52 and ASTM B117-09 > 1000h
EMV-K: Protection against electro-magnetic interference, pressure-tight, housings corrosion-resistant, black

Pressure-tight up to 5 bar **IP 68 / IP 69 K**

Description		Metr.	PG	Type	Part Number
Surface mounted housing: Bottom entry					
	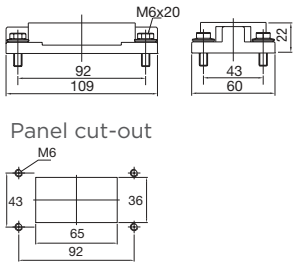			**HIP** HIP.10/24.AG.M6 **HIP-K** HIP-K.10/24.AG.M6 **EMV-K** EMV-K.10/24.AG.M6	 1-1102612-5 2-1102612-5 4-1102720-5
Surface mounted housing: Side entry					
	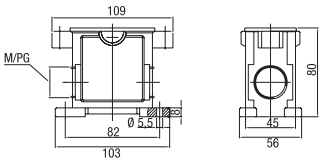	2xM32 2xM32	 21 2x21 21 2x21 21 2x21	**HIP** HIP.10/24.SG.1.21.G HIP.10/24.SG.2.21.G HIP.10/24.SG.2.M32.G **HIP-K** HIP-K.10/24.SG.1.21.G HIP-K.10/24.SG.2.21.G **EMV-K** EMV-K.10/24.SG.1.21.G EMV-K.10/24.SG.2.21.G EMV-K.10/24.SG.2.M32.G	 1-1102610-5 1-1102611-5 0-1106435-1 5-1102610-5 2-1102611-5 5-1102716-5 4-1102717-5 0-1106426-2
Protective covers for hoods and housing					
	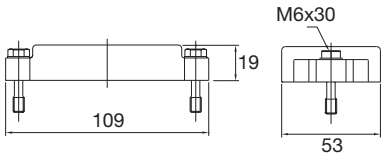			**HIP** HIP/EMV.10/24.SKB **HIP-K/EMV-K** HIP-K/EMV-K.10/24.SKB	 3-1106202-5 4-1106202-5

All specifications subject to change. Consult TE Connectivity for latest design specifications.
Contact TE for assistance with any part number configuration.

HF-HIP-K 8/HF-EMV-K 8, HF-HIP-K 12/HF-EMV-K 12 housings

HIP: Pressure-tight, silver-grey
HIP-K: Housings corrosion-resistant, black, according to DIN IEC 68 T2-52 and ASTM B117-09 > 1000h
EMV-K: Protection against electro-magnetic interference, pressure-tight, housings corrosion-resistant, black

Screw lock on hood

Description		Metr.	PG	Type	Part Number
Hood					
	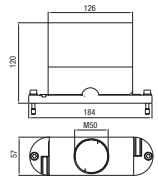	1xM50 1xM50 2xM40 2xM40		HF-HIP-K.8.Sto.1.M50G HF.8.EMV-K.8.Sto.1.M50G HF.HIP-K.8.Sto.2.M40G HF.EMV-K.8.Sto.2.M40G	0-1102839-4 0-1102839-3 0-1102839-2 0-1102839-1
Housing bottom					
	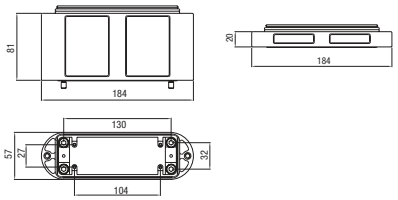	Height 81 mm 81 mm	20 mm 20 mm	HF-HIP-K.8.AG.N HF-EMV-K.8.AG.N HF-HIP-K.8.AG HF-EMV-K.8.AG	0-1102837-2 0-1102837-1 0-1102836-2 0-1102836-1
Hood					
	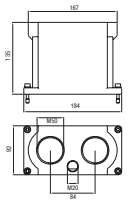	2xM40 2xM40 2xM50 2xM50		HF-HIP-K.12.Sto.2.M40G HF-EMV-K.12.Sto.2.M40G HF-HIP-K.12.Sto.2.M50G HF-EMV-K.12.Sto.2.M50G	0-1102840-2 0-1102840-1 0-1102840-4 0-1102840-3
Housing bottom					
	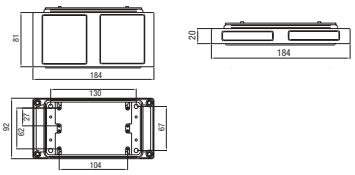	Height 81 mm 81 mm	20 mm 20 mm	HF-HIP-K.12.AG.N HF-EMV-K.12.AG.N HF-HIP-K.12.AG HF-EMVK-K.12.AG	0-1102838-2 0-1102838-1 0-1102192-2 0-1102192-1

Connectors for Power Supply and Power Circuits

The demand for shortest possible periods of machine shutdowns and assembly times requires the use of connectors at the interfaces of the connector wires, as well as energy feeding and power circuites.

To satisfy the demand of the various applications the series Power Connector was designed.

On the basis of the standard series HSB.6/35 (power supply up to 35 A – 6-poles) the development and the elaboration of this series is being continued rigorously as a result, almost any application up to current of 350 A can be realized by using a series of differnet power contacts.

Due to the modular structure the differnet varieties of customer requirements in this sector can be met.

We also offer solutions for your application specific requirements.

POWER CONTACT SERIE HPC GRADED BY DIMENSIONAL LEVELS UP TO 350 A FOR VARIOUS INDUSTRIAL APPLICATIONS

65 % higher current consumption than other available contact systems of the same size.
F. e. Tulip contact 250 A – Coil spring contact 350 A.

All specifications subject to change. Consult TE Connectivity for latest design specifications.
Contact TE for assistance with any part number configuration.

Coil Spring Power Contact



1 Insulating material plastic
2 Crimp ferrule
3 Female contact
4 Coil spring
5 Male contact

CRIMP FERRULE

- Optimum material adaptation according to customer's application
- Adaptation to special customer wire size and crimping tools
- Same crimp ferrule for male, female and grounding contact
- Robust crimp ferrule for tough industrial applications

MALE/FEMALE CONTACT

- Wear-resistant basic material
- Worn parts can be individually exchanged
- Surface coating according to customer application
- 30% reducted mating and pulling forces
- 50% increase of making cycles
- Variable wire termination

Connector overview

Series	**HF-13**
Power circuit	**350A (3KV)**
Signal circuit	16A (400V)
Pollution degree	3(C)
Type of terminals	Crimp
Pole **Modul**	1
Page	16

All specifications subject to change. Consult TE Connectivity for latest design specifications.
Contact TE for assistance with any part number configuration.

HF-13 module

350A/3KV

Description	Dimensions (mm)	Type	Part Number	
			Male insert	Female insert
	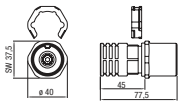	HF.13.Sti.	0-1110950-2	
	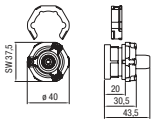	HF.13.Sti.E	0-1110950-4	
	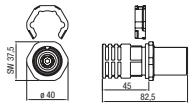	HF.13.Bu.		0-1110951-2
	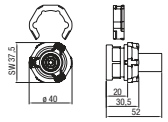	HF.13.Bu.E		0-1110951-4
			Top	Bottom
3 x for power 1 x for earth 1 x for signal (HA.10) Assembly in HF.12 Housings	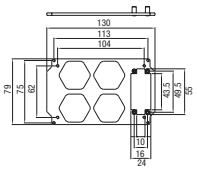		0-1110955-3	0-1110955-1
3 x for power 1 x for earth 1x for signal (HE.6) Assembly in HF.12 Housings	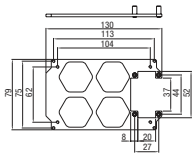		0-1110955-4	0-1110955-2
2 x for power 1 x signal Assembly in HF.8 Housings	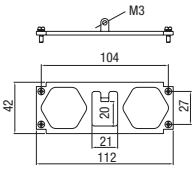		0-1110960-2	0-1110960-1

HF.8 housings

EMV-K: corrosion-resistant, black; HIP-K: black

Screw lock on hood **IP 68 / IP 69 K**

Description		Metr.	Height	Type	Part Number
Hood					
	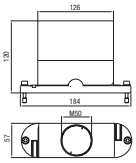	1xM50 1xM50 2xM40 2xM40 2xM40+1xM16 2xM40+1xM16		HF-HIP-K.8.Sto.1.M50G HF.8.EMV-K.8.Sto.1.M50G HF.HIP-K.8.Sto.2.M40G HF.EMV-K.8.Sto.2.M40G HF.HIP.K8.Sto.2.M40G.1M16G HF.EMV.K8.Sto.2.M40G.1M16G	0-1102839-4 0-1102839-3 0-1102839-2 0-1102839-1 0-1102839-6 0-1102839-5
Housing bottom					
	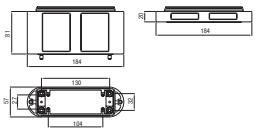		20 20 81 81	HF-HIP-K.8.AG.N HF-EMV-K.8.AG.N HF-HIP-K.8.AG HF-EMV-K.8.AG	0-1102837-2 0-1102837-1 0-1102836-2 0-1102836-1

HF.12 housings

Screw lock on hood **IP 68 / IP 69 K**

Description		Metr.	Height	Type	Part Number
Hood					
	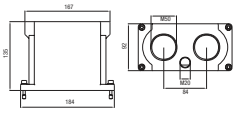	2xM40 2xM40 2xM50 2xM50		HF-HIP-K.12.Sto.2.M40.1M20G HF-EMV-K.12.Sto.2.M40.1M20G HF-HIP-K.12.Sto.2.M50.1M20G HF-EMV-K.12.Sto.2.M50.1M20G	0-1102840-2 0-1102840-1 0-1102840-4 0-1102840-3
Housing bottom					
	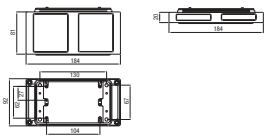		20 20 81 81	HF-HIP-K.12.AG.N HF-EMV-K.12.AG.N HF-HIP-K.12.AG HF-EMVK-K.12.AG	0-1102838-2 0-1102838-1 0-1102192-2 0-1102192-1

All specifications subject to change. Consult TE Connectivity for latest design specifications.
Contact TE for assistance with any part number configuration.

EMV-K 10/24 housings

EMV-K: Protection against electro magnetic interference, pressure-tight, corrosion-resistant

Screw lock on hood **IP 68 / IP 69 K**

Description		Metr.	PG	Type	Part Number
Hood: Top entry					
	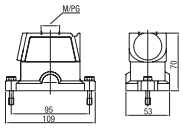	M25	21	EMV-K.10/24.Sto.1.21G EMV-K.10/24.Sto.1.M25G	4-1102715-5 0-1106427-4
Surface mounted housing: Bottom entry					
	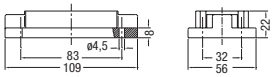 Panel cut-out 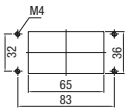			EMV-K.10/24.AG	4-1102718-5
Surface mounted housing: side entry					
	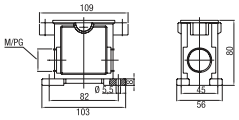	2xM32	21	EMV-K.10/24.SG.1.21G EMV-K.10/24.SG.2.M32G	4-1102716-5 0-1106426-2

Crimping sleeves

CRIMPING SLEEVES FOR CONTACT SERIES HF-13

MAX. 350A

Description	Dimensions (mm)	Type	Part Number
Crimp barrel for pin-/socket side - shrink tube - crimp barrel - adapter		CH.50mm²-13/16mm CH.70mm²-13/16mm CH.95rmm²-13/16mm CH.105mm²-13/16mm CH.120mm²-13/16mm CH.150mm²-13/16mm	0-1110953-5 0-1110953-6 0-1110953-7 0-1110953-8 0-1110953-9 1-1110953-1

SUITABLE TOOL

Description		Type	Part Number
Crimping tool without crimping jaws		HSS-CSZ.2.5-70mm²	1-1105653-8
Crimping jaws for HSL, HSS		CB-HSS-CSZ.6mm² CB-HSS-CSZ.10mm² CB-HSS-CSZ.16mm² CB-HSS-CSZ.25mm² CB-HSS-CSZ.35mm² CB-HSS-CSZ.50mm² CB-HSS-CSZ.70mm²	2-1105653-8 3-1105653-8 4-1105653-8 5-1105653-8 6-1105653-8 7-1105653-8 8-1105653-8
Hydraulic Crimping tool		HF-CHZ	0-1110956-1
Dies		SET-50-150mm² 150mm²-KZ22 120mm²-KZ20 95mm²-KZ18 70mm²-KZ16 50mm²-KZ14	0-1110956-7 0-1110956-6 0-1110956-5 0-1110956-4 0-1110956-3 0-1110956-2

All specifications subject to change. Consult TE Connectivity for latest design specifications.
Contact TE for assistance with any part number configuration.

Notes

IP68, IP65 Hoods and Housings overview



1. Specifications
DIN VDE 0110 Concerning clearance and clearage distances
DIN VDE 0627 Connectors and plug devices

2. Standards
DIN EN 60 664-1
DIN EN 61 984

3. Approvals

RoHS

All specifications subject to change. Consult TE Connectivity for latest design specifications.
Contact TE for assistance with any part number configuration.

HPR (IP68) series hoods/housings

H3APR (IP68) SERIES

Opposite angle locking		Metr.	PG	Type	Part Number
Top entry					
	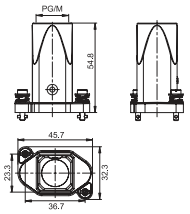	M20	PG16	H3APR-MTG-PG16 H3APR-MTG-M20	T1920030116-000 T1920030120-000
Bulkhead mounted: Bottom entry					
	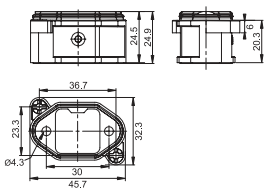			H3APR-MAG	T1930030000-000
Bulkhead mounted: Side entry					
	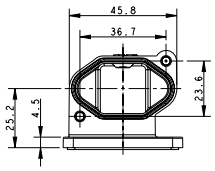			H3APR-MAGS	T1946030000-000 (Black) T1946032000-000 (Grey) T1946031000-000 (Silver)

HB hoods/housings with central locking lever

HB (IP67) SERIES

Central locking		Size	Metr.	PG	Type	Part Number
	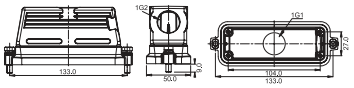	H24B			**Top entry**	
				PG21	H24BK-TGHC-PG21	T1822242121-000
				PG29	H24BK-TGHC-PG29	T1822242129-000
			M25		H24BK-TGHC-M25	T1822242125-000
			M32		H24BK-TGHC-M32	T1822242132-000
			M40		H24BK-TGHC-M40	T1822242140-000
					Side entry	
				PG21	H24BK-TSHC-PG21	T1812242121-000
			M25		H24BK-TSHC-M25	T1812242125-000
			M32		H24BK-TSHC-M32	T1812242132-000
Surface mounted side entry						
	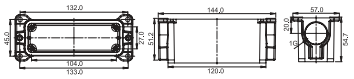	H24B			**1 side entry**	
				PG21	H24BK-SGR-PG21	T1852242121-000
			M25		H24BK-SGR-M25	T1852242125-000
					2 side entry	
				PG21	H24BK-SGR-2PG21	T1852242221-000
			M25		H24BK-SGR-2M25	T1852242225-000

All specifications subject to change. Consult TE Connectivity for latest design specifications.
Contact TE for assistance with any part number configuration.

Special hoods

SPECIAL HOODS (IP65) SERIES

Double cable entry	Size	Metr.	PG	Type	Part Number
Hood: Top entry					
	H10B H16B H24B	2xM20 2xM25 2xM25	2xPG16 2xPG21 2xPG21	H10B-TGH-2PG16 H10B-TGH-2M20 H16B-TGH-2PG21 H16B-TGH-2M25 H24B-TGH-2PG21 H24B-TGH-2M25	T1240102116-000 T1240102120-000 T1240162121-000 T1240162125-000 T1240242121-000 T1240242125-000
Hood: Side entry					
	H10B H16B H24B	2xM20 2xM25 2xM25	2xPG16 2xPG21 2xPG21	H10B-TFH-2PG16 H10B-TFH-2M20 H16B-TFH-2PG21 H16B-TFH-2M25 H24B-TFH-2PG21 H24B-TFH-2M25	T1230102116-000 T1230102120-000 T1230162121-000 T1230162125-000 T1230242121-000 T1230242125-000

HA series hoods/housings

H3A INCLUDE METAL AND PLASTIC SHELLS
H3A6 LEVERS INCLUDE METAL, PLASTIC AND STAINLESS STEEL

H3A metal hoods, housings	Metr.	PG	Type	H3A thermoplastic hoods, housings	Metr.	PG	Type
Top entry				Top entry			
	M20	PG11	H3A-MTG-PG11 H3A-MTG-M20		M20	PG11	H3A-TG-PG11 H3A-TG-M20
Side entry				Side entry			
	M20	PG11	H3A-MTS-PG11 H3A-MTS-M20		M20	PG11	H3A-TS-PG11 H3A-TS-M20
Bulkhead mounting: Bottom entry				Bulkhead mounting: Bottom entry			
			H3A-MAG				H3A-AG
Bulkhead mounting: Side entry				Bulkhead mounting: Side entry			
			H3A-MAGS				H3A-AGS
Surface mounting: Side entry				Surface mounting: Side entry			
	M16 M20	PG11	H3A-MAGSV-PG11 H3A-MAGSV-M16 H3A-MAGSV-M20		M16 M20	PG11	H3A-AGSV-PG11 H3A-AGSV-M16 H3A-AGSV-M20
Cable-to-cable hood				Cable-to-cable hood			
	M20	PG11	H3A-MTGVB-PG11 H3A-MTGVB-M20		M20	PG11	H3A-TGVB-PG11 H3A-TGVB-M20
Protection covers for hoods (thermoplastic)				Protection covers for hoods			
	Note: For mounted male insert and hood		H3A-KDTP		Note: For mounted male insert and hood		H3A-KDTP
Metal protection covers for hoods				Protection covers for hoods			
	Note: For mounted female insert and housings		H3A-KDB	 White Grey	Note: For mounted female insert and housings		H3A-KDBP (White) H3A-KDBPG (Grey)

All specifications subject to change. Consult TE Connectivity for latest design specifications.
Contact TE for assistance with any part number configuration.

HA series hoods/housings

H10A INCLUDE METAL AND STAINLESS STEEL LEVER
H16A INCLUDE METAL AND STAINLESS STEEL LEVER

H10A metal hoods, housings	Metr.	PG	Type	H16A metal hoods, housings	Metr.	PG	Type
Hood: Side entry				Hood: Side entry			
	M20 M25	PG16 PG21	H10A-TS-PG16 H10A-TS-PG21 H10A-TS-M20 H10A-TS-M25		M20 M25 M25	PG16 PG21 PG21	H16A-TS-PG16 H16A-TS-PG21 H16A-TS-M20 H16A-TS-M25 H16A-TSH-PG21 H16A-TSH-M25
Hood: Top entry							
	M20 M25	PG16 PG21	H10A-TG-PG16 H10A-TG-PG21 H10A-TG-M20 H10A-TG-M25		M20 M25 M25	PG16 PG21 PG21	H16A-TG-PG16 H16A-TG-PG21 H16A-TG-M20 H16A-TG-M25 H16A-TGH-PG21 H16A-TGH-M25
Protection covers for hood				Protection covers for hood			
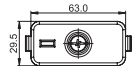			H10A-KDT	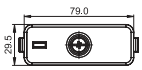			H16A-KDT
Bulkhead mounted				Bulkhead mounted			
			H10A-AGS				H16A-AGS
			H10A-ADS				H16A-ADS
Surface mounted: Side entry				Surface mounted: Side entry			
	M20 M25 M20 M25	PG16 PG21 PG16 PG21	H10A-SGRS-PG16 H10A-SGRS-PG21 H10A-SGRS-M20 H10A-SGRS-M25 H10A-SGRS-2PG16 H10A-SGRS-2PG21 H10A-SGRS-2M20 H10A-SGRS-2M25		M20 M25 M20 M25	PG16 PG21 PG16 PG21	H16A-SGRS-PG16 H16A-SGRS-PG21 H16A-SGRS-M20 H16A-SGRS-M25 H16A-SGRS-2PG16 H16A-SGRS-2PG21 H16A-SGRS-2M20 H16A-SGRS-2M25
	M20 M25 M20 M25	PG16 PG21 PG16 PG21	H10A-SDRMS-PG16 H10A-SDRMS-PG21 H10A-SDRMS-M20 H10A-SDRMS-M25 H10A-SDRMS-2PG16 H10A-SDRMS-2PG21 H10A-SDRMS-2M20 H10A-SDRMS-2M25		M20 M25 M20 M25	PG16 PG21 PG16 PG21	H16A-SDRS-PG16 H16A-SDRS-PG21 H16A-SDRS-M20 H16A-SDRS-M25 H16A-SDRS-2PG16 H16A-SDRS-2PG21 H16A-SDRS-2M20 H16A-SDRS-2M25
Cable-to-cable hood				Cable-to-cable hood			
	M20 M25 M25	PG16 PG21	H10A-TBFS-PG16 H10A-TBFS-M20 H10A-TBFS-M25 H10A-TBFHS-PG21 H10A-TBFHS-M25		M20 M25 M25	PG16 PG21	H16A-TBFS-PG16 H16A-TBFS-M20 H16A-TBFS-M25 H16A-TBFHS-PG21 H16A-TBFHS-M25

HA series hoods/housings

H32A metal hoods, housings	Metr.	PG	Type	H8A thermoplastic hoods, housings	Metr.	PG	Type
Hood: Side entry				Hood: Side entry			
	M25 M32 M40	PG21 PG29 PG36	H32A-TS-PG21 H32A-TS-PG29 H32A-TS-PG36 H32A-TS-M25 H32A-TS-M32 H32A-TS-M40		M20	PG16	H8A-TS-PG16 H8A-TS-M20
Hood: Top entry				Hood: Top entry			
	M25 M32 M40	PG21 PG29 PG36	H32A-TG-PG21 H32A-TG-PG29 H32A-TG-PG36 H32A-TG-M25 H32A-TG-M32 H32A-TG-M40		M20	PG16	H8A-TG-PG16 H8A-TG-M20
Bulkhead mounted				Bulkhead mounted			
			H32A-AG				H8A-AG
Surface mounted: Side entry							
	M25 M32 M25 M32	PG21 PG29 PG21 PG29 	H32A-SGR-PG21 H32A-SGR-PG29 H32A-SGR-M25 H32A-SGR-M32 H32A-SGR-2PG21 H32A-SGR-2PG29 H32A-SGR-2M25 H32A-SGR-2M32				

All specifications subject to change. Consult TE Connectivity for latest design specifications.
Contact TE for assistance with any part number configuration.

H6B series hoods/housings

H6B LEVERS INCLUDE METAL, PLASTIC AND STAINLESS STEEL
H6B COVERS INCLUDE PLASTIC AND METAL COVERS

H6B metal hoods	Metr.	PG	Type	H6B metal housings	Metr.	PG	Type
Hood: Side entry				Bulkhead mounted			
	M20 M25	PG16 PG21	H6B-TS-PG16 H6B-TS-PG21 H6B-TS-M20 H6B-TS-M25				H6B-AGS
	M20 M25 M32	PG21 PG29	H6B-TSH-PG21 H6B-TSH-PG29 H6B-TSH-M20 H6B-TSH-M25 H6B-TSH-M32				H6B-ADS
Hood: Top entry				Surface mounted: Side entry			
	M20 M25	PG16 PG21	H6B-TG-PG16 H6B-TG-PG21 H6B-TG-M20 H6B-TG-M25	1 Side entry Low construction 2 Side entry  1 Side entry High construction 2 Side entry	M20 M25 M20 M25 M25 M32 M25 M32	PG16 PG21 PG16 PG21 PG21 PG29 PG21 PG29	H6B-SGRS-PG16 H6B-SGRS-PG21 H6B-SGRS-M20 H6B-SGRS-M25 H6B-SGRS-2PG16 H6B-SGRS-2PG21 H6B-SGRS-2M20 H6B-SGRS-2M25 H6B-SGRHS-PG21 H6B-SGRHS-PG29 H6B-SGRHS-M25 H6B-SGRHS-M32 H6B-SGRHS-2PG21 H6B-SGRHS-2PG29 H6B-SGRHS-2M25 H6B-SGRHS-2M32
	M20 M25 M32	PG21 PG29	H6B-TGH-PG21 H6B-TGH-PG29 H6B-TGH-M20 H6B-TGH-M25 H6B-TGH-M32	1 Side entry Low construction 2 Side entry  1 Side entry High construction 2 Side entry	M20 M25 M20 M25 M25 M32 M25 M32	PG16 PG21 PG16 PG21 PG21 PG29 PG21 PG29	H6B-SDRS-PG16 H6B-SDRS-PG21 H6B-SDRS-M20 H6B-SDRS-M25 H6B-SDRS-2PG16 H6B-SDRS-2PG21 H6B-SDRS-2M20 H6B-SDRS-2M25 H6B-SDRHS-PG21 H6B-SDRHS-PG29 H6B-SDRHS-M25 H6B-SDRHS-M32 H6B-SDRHS-2PG21 H6B-SDRHS-2PG29 H6B-SDRHS-2M25 H6B-SDRHS-2M32
Cable-to-cable hood							
Low construction  High construction	M20 M25 M20 M25 M32	PG16 PG21 PG29	H6B-TBFS-PG16 H6B-TBFS-M20 H6B-TBFS-M25 H6B-TBFHS-PG21 H6B-TBFHS-PG29 H6B-TBFHS-M20 H6B-TBFHS-M25 H6B-TBFHS-M32				
Protection covers for hoods							
			H6B-KDTP				

H10B with 2 levers on the hoods/housings

H10B LEVERS INCLUDE METAL, PLASTIC AND STAINLESS STEEL
H10B COVERS INCLUDE PLASTIC AND METAL COVERS

H10B metal hoods	Metr.	PG	Type
Hood: Side entry			
	M20 M25	PG16 PG21	H10B-TS-PG16 H10B-TS-PG21 H10B-TS-M20 H10B-TS-M25
	M20 M25 M32	PG21 PG29	H10B-TSH-PG21 H10B-TSH-PG29 H10B-TSH-M20 H10B-TSH-M25 H10B-TSH-M32
Hood: Top entry			
	M20 M25	PG16 PG21	H10B-TG-PG16 H10B-TG-PG21 H10B-TG-M20 H10B-TG-M25
	M20 M25 M32	PG21 PG29	H10B-TGH-PG21 H10B-TGH-PG29 H10B-TGH-M20 H10B-TGH-M25 H10B-TGH-M32
Cable-to-cable hood			
 Low construction High construction	M20 M25 M25 M32	PG16 PG21 PG29	H10B-TBFS-PG16 H10B-TBFS-M20 H10B-TBFS-M25 H10B-TBFHS-PG21 H10B-TBFHS-PG29 H10B-TBFHS-M25 H10B-TBFHS-M32
Protection covers for hoods			
			H10B-KDTP
Housing protection cover			
			H10B-KDBP

H10B metal housings	Metr.	PG	Type
Bulkhead mounted			
			H10B-AGS
Surface mounted: Side entry			
 1 Side entry Low construction 2 Side entry 1 Side entry High construction 2 Side entry	M20 M25 M20 M25 M25 M32 M25 M32	PG16 PG21 PG16 PG21 PG21 PG29 PG21 PG29	H10B-SGRS-PG16 H10B-SGRS-PG21 H10B-SGRS-M20 H10B-SGRS-M25 H10B-SGRS-2PG16 H10B-SGRS-2PG21 H10B-SGRS-2M20 H10B-SGRS-2M25 H10B-SGRHS-PG21 H10B-SGRHS-PG29 H10B-SGRHS-M25 H10B-SGRHS-M32 H10B-SGRHS-2PG21 H10B-SGRHS-2PG29 H10B-SGRHS-2M25 H10B-SGRHS-2M32
Side entry housing with two levers			
 Low construction High construction	M20 M25 M25 M32	PG16 PG21 PG21 PG29	H10B-TSBS-PG16 H10B-TSBS-PG21 H10B-TSBS-M20 H10B-TSBS-M25 H10B-TSBHS-PG21 H10B-TSBHS-PG29 H10B-TSBHS-M25 H10B-TSBHS-M32
Top entry housing with two levers			
 Low construction High construction	M20 M25 M25 M32	PG16 PG21 PG21 PG29	H10B-TGBS-PG16 H10B-TGBS-PG21 H10B-TGBS-M20 H10B-TGBS-M25 H10B-TGBHS-PG21 H10B-TGBHS-PG29 H10B-TGBHS-M25 H10B-TGBHS-M32
Bulkhead mounted with 4 bolts			
 1 Side entry Low construction 2 Side entry  1 Side entry High construction 2 Side entry	 M20 M25 M20 M25 M25 M32 M25 M32	 PG16 PG21 PG16 PG21 PG21 PG29 PG21 PG29	H10B-AD-BO H10B-SDR-BO-PG16 H10B-SDR-BO-PG21 H10B-SDR-BO-M20 H10B-SDR-BO-M25 H10B-SDR-BO-2PG16 H10B-SDR-BO-2PG21 H10B-SDR-BO-2M20 H10B-SDR-BO-2M25 H10B-SDRH-BO-PG21 H10B-SDRH-BO-PG29 H10B-SDRH-BO-M25 H10B-SDRH-BO-M32 H10B-SDRH-BO-2PG21 H10B-SDRH-BO-2PG29 H10B-SDRH-BO-2M25 H10B-SDRH-BO-2M32

All specifications subject to change. Consult TE Connectivity for latest design specifications.
Contact TE for assistance with any part number configuration.

H10B with 1 lever on the hoods/housings

H10B LEVERS INCLUDE METAL, PLASTIC AND STAINLESS STEEL
H10B COVERS INCLUDE PLASTIC AND METAL COVERS

H10B metal hoods	Metr.	PG	Type	H10B metal housings	Metr.	PG	Type
Hood: Side entry				Bulkhead mounted			
	M20 M25	PG16 PG21	H10B-TS-RO-PG16 H10B-TS-RO-PG21 H10B-TS-RO-M20 H10B-TS-RO-M25				H10B-AG-LB
	M20 M25 M32	PG21 PG29	H10B-TSH-RO-PG21 H10B-TSH-RO-PG29 H10B-TSH-RO-M20 H10B-TSH-RO-M25 H10B-TSH-RO-M32				H10B-AD-LB
Hood: Top entry				Surface mounted: Side entry			
	M20 M25	PG16 PG21	H10B-TG-RO-PG16 H10B-TG-RO-PG21 H10B-TG-RO-M20 H10B-TG-RO-M25		M20 M25 M20 M25 M25 M32 M25 M32	PG16 PG21 PG16 PG21 PG21 PG29 PG21 PG29	H10B-SGR-LB-PG16 H10B-SGR-LB-PG21 H10B-SGR-LB-M20 H10B-SGR-LB-M25 H10B-SGR-LB-2PG16 H10B-SGR-LB-2PG21 H10B-SGR-LB-2M20 H10B-SGR-LB-2M25 H10B-SGRH-LB-PG21 H10B-SGRH-LB-PG29 H10B-SGRH-LB-M25 H10B-SGRH-LB-M32 H10B-SGRH-LB-2PG21 H10B-SGRH-LB-2PG29 H10B-SGRH-LB-2M25 H10B-SGRH-LB-2M32
	M20 M25 M32	PG21 PG29	H10B-TGH-RO-PG21 H10B-TGH-RO-PG29 H10B-TGH-RO-M20 H10B-TGH-RO-M25 H10B-TGH-RO-M32		M20 M25 M20 M25 M25 M32 M25 M32	PG16 PG21 PG16 PG21 PG21 PG29 PG21 PG29	H10B-SDR-LB-PG16 H10B-SDR-LB-PG21 H10B-SDR-LB-M20 H10B-SDR-LB-M25 H10B-SDR-LB-2PG16 H10B-SDR-LB-2PG21 H10B-SDR-LB-2M20 H10B-SDR-LB-2M25 H10B-SDRH-LB-PG21 H10B-SDRH-LB-PG29 H10B-SDRH-LB-M25 H10B-SDRH-LB-M32 H10B-SDRH-LB-2PG21 H10B-SDRH-LB-2PG29 H10B-SDRH-LB-2M25 H10B-SDRH-LB-2M32
Cable-to-cable hood							
	M20 M25 M25 M32	PG16 PG21 PG29	H10B-TBF-LB-PG16 H10B-TBF-LB-M20 H10B-TBF-LB-M25 H10B-TBFH-LB-PG21 H10B-TBFH-LB-PG29 H10B-TBFH-LB-M25 H10B-TBFH-LB-M32				
Protection covers for hoods							
			H10B-KDTP-LB				

H16B with 2 levers on the hoods/housings

H16B LEVERS INCLUDE METAL, PLASTIC AND STAINLESS STEEL
H16B COVERS INCLUDE PLASTIC AND METAL COVERS

H16B metal hoods	Metr.	PG	Type
Hood: Side entry			
	M25 M32	PG16 PG21	H16B-TS-PG16 H16B-TS-PG21 H16B-TS-M25 H16B-TS-M32
	M25 M32 M40	PG21 PG29	H16B-TSH-PG21 H16B-TSH-PG29 H16B-TSH-M25 H16B-TSH-M32 H16B-TSH-M40
Hood: Top entry			
	M25 M32	PG16 PG21	H16B-TG-PG16 H16B-TG-PG21 H16B-TG-M25 H16B-TG-M32
	M25 M32 M40	PG21 PG29	H16B-TGH-PG21 H16B-TGH-PG29 H16B-TGH-M25 H16B-TGH-M32 H16B-TGH-M40
Cable-to-cable hood			
 Low construction High construction	M25 M32 M25 M32 M40	PG21 PG21 PG29	H16B-TBFS-PG21 H16B-TBFS-M25 H16B-TBFS-M32 H16B-TBFHS-PG21 H16B-TBFHS-PG29 H16B-TBFHS-M25 H16B-TBFHS-M32 H16B-TBFHS-M40
Protection covers for hoods			
			H16B-KDTP
Housing protection cover			
			H16B-KDBP

H16B metal housings	Metr.	PG	Type
Bulkhead mounted			
			H16B-AGS
Surface mounted: Side entry			
 1 Side entry Low construction 2 Side entry 1 Side entry High construction 2 Side entry	M25 M25 M25 M32 M25 M32	PG21 PG21 PG21 PG29 PG21 PG29	H16B-SGRS-PG21 H16B-SGRS-M25 H16B-SGRS-2PG21 H16B-SGRS-2M25 H16B-SGRHS-PG21 H16B-SGRHS-PG29 H16B-SGRHS-M25 H16B-SGRHS-M32 H16B-SGRHS-2PG21 H16B-SGRHS-2PG29 H16B-SGRHS-2M25 H16B-SGRHS-2M32
Side entry housing with two levers			
 Low construction High construction	M20 M25 M25 M32	PG16 PG21 PG21 PG29	H16B-TSBS-PG16 H16B-TSBS-PG21 H16B-TSBS-M20 H16B-TSBS-M25 H16B-TSBHS-PG21 H16B-TSBHS-PG29 H16B-TSBHS-M25 H16B-TSBHS-M32
Top entry housing with two levers			
 Low construction High construction	M20 M25 M25 M32	PG16 PG21 PG21 PG29	H16B-TGBS-PG16 H16B-TGBS-PG21 H16B-TGBS-M20 H16B-TGBS-M25 H16B-TGBHS-PG21 H16B-TGBHS-PG29 H16B-TGBHS-M25 H16B-TGBHS-M32
Bulkhead mounted with 4 bolts			
			H16B-AD-BO
 1 Side entry Low construction 2 Side entry 1 Side entry High construction 2 Side entry	M25 M25 M25 M32 M25 M32	PG21 PG21 PG21 PG29 PG21 PG29	H16B-SDR-BO-PG21 H16B-SDR-BO-M25 H16B-SDR-BO-2PG21 H16B-SDR-BO-2M25 H16B-SDRH-BO-PG21 H16B-SDRH-BO-PG29 H16B-SDRH-BO-M25 H16B-SDRH-BO-M32 H16B-SDRH-BO-2PG21 H16B-SDRH-BO-2PG29 H16B-SDRH-BO-2M25 H16B-SDRH-BO-2M32

All specifications subject to change. Consult TE Connectivity for latest design specifications.
Contact TE for assistance with any part number configuration.

H16B with 1 lever on the hoods/housings

H16B LEVERS INCLUDE METAL, PLASTIC AND STAINLESS STEEL
H16B COVERS INCLUDE PLASTIC AND METAL COVERS

H16B metal hoods	Metr.	PG	Type	H16B metal housings	Metr.	PG	Type
Hood: Side entry				Bulkhead mounted			
	M25 M32	PG21 PG29	H16B-TS-RO-PG21 H16B-TS-RO-PG29 H16B-TS-RO-M25 H16B-TS-RO-M32				H16B-AG-LB
	M25 M32 M40	PG21 PG29	H16B-TSH-RO-PG21 H16B-TSH-RO-PG29 H16B-TSH-RO-M25 H16B-TSH-RO-M32 H16B-TSH-RO-M40				H16B-AD-LB
Hood: Top entry				Surface mounted: Side entry			
	M25 M32	PG21 PG29	H16B-TG-RO-PG21 H16B-TG-RO-PG29 H16B-TG-RO-M25 H16B-TG-RO-M32	1 Side entry Low construction 2 Side entry  1 Side entry High construction 2 Side entry	M20 M25 M20 M25 M25 M32 M25 M32	PG16 PG21 PG16 PG21 PG21 PG29 PG21 PG29	H16B-SGR-LB-PG16 H16B-SGR-LB-PG21 H16B-SGR-LB-M20 H16B-SGR-LB-M25 H16B-SGR-LB-2PG16 H16B-SGR-LB-2PG21 H16B-SGR-LB-2M20 H16B-SGR-LB-2M25 H16B-SGRH-LB-PG21 H16B-SGRH-LB-PG29 H16B-SGRH-LB-M25 H16B-SGRH-LB-M32 H16B-SGRH-LB-2PG21 H16B-SGRH-LB-2PG29 H16B-SGRH-LB-2M25 H16B-SGRH-LB-2M32
	M25 M32 M40	PG21 PG29	H16B-TGH-RO-PG21 H16B-TGH-RO-PG29 H16B-TGH-RO-M25 H16B-TGH-RO-M32 H16B-TGH-RO-M40	1 Side entry Low construction 2 Side entry  1 Side entry High construction 2 Side entry	M20 M25 M20 M25 M25 M32 M25 M32	PG16 PG21 PG16 PG21 PG21 PG29 PG21 PG29	H16B-SDR-LB-PG16 H16B-SDR-LB-PG21 H16B-SDR-LB-M20 H16B-SDR-LB-M25 H16B-SDR-LB-2PG16 H16B-SDR-LB-2PG21 H16B-SDR-LB-2M20 H16B-SDR-LB-2M25 H16B-SDRH-LB-PG21 H16B-SDRH-LB-PG29 H16B-SDRH-LB-M25 H16B-SDRH-LB-M32 H16B-SDRH-LB-2PG21 H16B-SDRH-LB-2PG29 H16B-SDRH-LB-2M25 H16B-SDRH-LB-2M32
Cable-to-cable hood							
Low construction  High construction	M25 M32 M25 M32 M40	PG21 PG29 PG21 PG29	H16B-TBF-LB-PG21 H16B-TBF-LB-PG29 H16B-TBF-LB-M25 H16B-TBF-LB-M32 H16B-TBFH-LB-PG21 H16B-TBFH-LB-PG29 H16B-TBFH-LB-M25 H16B-TBFH-LB-M32 H16B-TBFH-LB-M40				
Protection covers for hoods							
			H16B-KDTP-LB				

H24B with 2 levers on the hoods/housings

H24B LEVERS INCLUDE METAL, PLASTIC AND STAINLESS STEEL
H24B COVERS INCLUDE PLASTIC AND METAL COVERS

H24B metal hoods	Metr.			H24B metal housings	Metr.	PG	Type
Hood: Side entry				Bulkhead mounted			
	M25 M32	PG16 PG21	H24B-TS-PG16 H24B-TS-PG21 H24B-TS-M25 H24B-TS-M32				H24B-AGS
	M25 M32 M40	PG21 PG29	H24B-TSH-PG21 H24B-TSH-PG29 H24B-TSH-M25 H24B-TSH-M32 H24B-TSH-M40	Surface mounted: Side entry			
					M25 M25 M25 M32 M25 M32	PG21 PG21 PG21 PG29 PG21 PG29	H24B-SGRS-PG21 H24B-SGRS-M25 H24B-SGRS-2PG21 H24B-SGRS-2M25 H24B-SGRHS-PG21 H24B-SGRHS-PG29 H24B-SGRHS-M25 H24B-SGRHS-M32 H24B-SGRHS-2PG21 H24B-SGRHS-2PG29 H24B-SGRHS-2M25 H24B-SGRHS-2M32
Hood: Top entry				Side entry housing with two levers			
	M25 M32	PG16 PG21	H24B-TG-PG16 H24B-TG-PG21 H24B-TG-M25 H24B-TG-M32		M20 M25 M25 M32	PG16 PG21 PG21 PG29	H24B-TSBS-PG16 H24B-TSBS-PG21 H24B-TSBS-M20 H24B-TSBS-M25 H24B-TSBHS-PG21 H24B-TSBHS-PG29 H24B-TSBHS-M25 H24B-TSBHS-M32
				Top entry housing with two levers			
	M25 M32 M40	PG21 PG29	H24B-TGH-PG21 H24B-TGH-PG29 H24B-TGH-M25 H24B-TGH-M32 H24B-TGH-M40		M20 M25 M25 M32	PG16 PG21 PG21 PG29	H24B-TGBS-PG16 H24B-TGBS-PG21 H24B-TGBS-M20 H24B-TGBS-M25 H24B-TGBHS-PG21 H24B-TGBHS-PG29 H24B-TGBHS-M25 H24B-TGBHS-M32
Cable-to-cable hood				Bulkhead mounted with 4 bolts			
	M25 M32 M25 M32 M40	PG21 PG21 PG29	H24B-TBFS-PG21 H24B-TBFS-M25 H24B-TBFS-M32 H24B-TBFHS-PG21 H24B-TBFHS-PG29 H24B-TBFHS-M25 H24B-TBFHS-M32 H24B-TBFHS-M40				H24B-AD-BO
Protection covers for hoods					M25 M25 M25 M32 M25 M32	PG21 PG21 PG21 PG29 PG21 PG29	H24B-SDR-BO-PG21 H24B-SDR-BO-M25 H24B-SDR-BO-2PG21 H24B-SDR-BO-2M25 H24B-SDRH-BO-PG21 H24B-SDRH-BO-PG29 H24B-SDRH-BO-M25 H24B-SDRH-BO-M32 H24B-SDRH-BO-2PG21 H24B-SDRH-BO-2PG29 H24B-SDRH-BO-2M25 H24B-SDRH-BO-2M32
			H24B-KDTP				
Housing protection cover							
			H24B-KDBP				

All specifications subject to change. Consult TE Connectivity for latest design specifications.
Contact TE for assistance with any part number configuration.

H24B with 1 lever on the hoods/housings

H24B metal hoods	Metr.	PG	Type	H24B metal housings	Metr.	PG	Type
Hood: Side entry				Bulkhead mounted			
	M25 M32	PG21 PG29	H24B-TS-RO-PG21 H24B-TS-RO-PG29 H24B-TS-RO-M25 H24B-TS-RO-M32				H24B-AG-LB
	M25 M32 M40	PG21 PG29	H24B-TSH-RO-PG21 H24B-TSH-RO-PG29 H24B-TSH-RO-M25 H24B-TSH-RO-M32 H24B-TSH-RO-M40				H24B-AD-LB
Hood: Top entry				Surface mounted: Side entry			
	M25 M32	PG21 PG29	H24B-TG-RO-PG21 H24B-TG-RO-PG29 H24B-TG-RO-M25 H24B-TG-RO-M32		M20 M25 M20 M25 M25 M32 M25 M32	PG16 PG21 PG16 PG21 PG21 PG29 PG21 PG29	H24B-SGR-LB-PG16 H24B-SGR-LB-PG21 H24B-SGR-LB-M20 H24B-SGR-LB-M25 H24B-SGR-LB-2PG16 H24B-SGR-LB-2PG21 H24B-SGR-LB-2M20 H24B-SGR-LB-2M25 H24B-SGRH-LB-PG21 H24B-SGRH-LB-PG29 H24B-SGRH-LB-M25 H24B-SGRH-LB-M32 H24B-SGRH-LB-2PG21 H24B-SGRH-LB-2PG29 H24B-SGRH-LB-2M25 H24B-SGRH-LB-2M32
	M25 M32 M40	PG21 PG29	H24B-TGH-RO-PG21 H24B-TGH-RO-PG29 H24B-TGH-RO-M25 H24B-TGH-RO-M32 H24B-TGH-RO-M40				
Cable-to-cable hood							
	M25 M32 M25 M32 M40	PG21 PG29 PG21 PG29	H24B-TBF-LB-PG21 H24B-TBF-LB-PG29 H24B-TBF-LB-M25 H24B-TBF-LB-M32 H24B-TBFH-LB-PG21 H24B-TBFH-LB-PG29 H24B-TBFH-LB-M25 H24B-TBFH-LB-M32 H24B-TBFH-LB-M40		M20 M25 M20 M25 M25 M32 M25 M32	PG16 PG21 PG16 PG21 PG21 PG29 PG21 PG29	H24B-SDR-LB-PG16 H24B-SDR-LB-PG21 H24B-SDR-LB-M20 H24B-SDR-LB-M25 H24B-SDR-LB-2PG16 H24B-SDR-LB-2PG21 H24B-SDR-LB-2M20 H24B-SDR-LB-2M25 H24B-SDRH-LB-PG21 H24B-SDRH-LB-PG29 H24B-SDRH-LB-M25 H24B-SDRH-LB-M32 H24B-SDRH-LB-2PG21 H24B-SDRH-LB-2PG29 H24B-SDRH-LB-2M25 H24B-SDRH-LB-2M32
Protection covers for hoods							
			H24B-KDTP-LB				

H32B with 2 levers on the hoods/housings

H32B with 2 levers on the hoods, housings	Metr.	PG	Type
Hood: Side entry			
	M25 M32 M40 M50	PG29 PG36	H32B-TS-PG29 H32B-TS-PG36 H32B-TS-M25 H32B-TS-M32 H32B-TS-M40 H32B-TS-M50
Hood: Top entry			
	M25 M32 M40 M50	PG29 PG36 PG42	H32B-TG-PG29 H32B-TG-PG36 H32B-TG-PG42 H32B-TG-M25 H32B-TG-M32 H32B-TG-M40 H32B-TG-M50
Bulkhead mounted			
			H32B-AG
Surface mounted: Side entry			
	M32 M40 M50 M63 M32 M40 M50 M63	PG29 PG36 PG42 PG29 PG36 PG42	H32B-SGR-PG29 H32B-SGR-PG36 H32B-SGR-PG42 H32B-SGR-M32 H32B-SGR-M40 H32B-SGR-M50 H32B-SGR-M63 H32B-SGR-2PG29 H32B-SGR-2PG36 H32B-SGR-2PG42 H32B-SGR-2M32 H32B-SGR-2M40 H32B-SGR-2M50 H32B-SGR-2M63
Cable-to-cable hood			
	M32 M40 M50 M63	PG29 PG36 PG42	H32B-TBF-PG29 H32B-TBF-PG36 H32B-TBF-PG42 H32B-TBF-M32 H32B-TBF-M40 H32B-TBF-M50 H32B-TBF-M63
Protection covers for hoods			
			H32B-KDB

H32B with 1 levers on the hoods, housings	Metr.	PG	Type
Hood: Side entry			
	M25 M32 M40 M50	PG29 PG36	H32B-TS-RO-PG29 H32B-TS-RO-PG36 H32B-TS-RO-M25 H32B-TS-RO-M32 H32B-TS-RO-M40 H32B-TS-RO-M50
Hood: Top entry			
	M25 M32 M40 M50	PG29 PG36 PG42	H32B-TG-RO-PG29 H32B-TG-RO-PG36 H32B-TG-RO-PG42 H32B-TG-RO-M25 H32B-TG-RO-M32 H32B-TG-RO-M40 H32B-TG-RO-M50
Bulkhead mounted			
			H32B-AG-LB
			H32B-AD-LB
Surface mounted: Side entry			
	M32 M40 M32 M40	PG29 PG29	H32B-SGR-LB-PG29 H32B-SGR-LB-M32 H32B-SGR-LB-M40 H32B-SGR-LB-2PG29 H32B-SGR-LB-2M32 H32B-SGR-LB-2M40
	M32 M40 M32 M40	PG29 PG29	H32B-SDR-LB-PG29 H32B-SDR-LB-M32 H32B-SDR-LB-M40 H32B-SDR-LB-2PG29 H32B-SDR-LB-2M32 H32B-SDR-LB-2M40

All specifications subject to change. Consult TE Connectivity for latest design specifications.
Contact TE for assistance with any part number configuration.

H48B series hoods/housings

H48B metal hoods	Metr.	PG	Type	EMC metal hoods	Metr.	PG	Type
Hood: Side entry				Hood: Side entry			
	M32 M40 M50 M63	PG29 PG36 PG42	H48B-TS-PG29 H48B-TS-PG36 H48B-TS-PG42 H48B-TS-M32 H48B-TS-M40 H48B-TS-M50 H48B-TS-M63				H6B-TSH-EMCS H10B-TSH-EMCS H16B-TSH-EMCS H24B-TSH-EMCS
Hood: Top entry				Hood: Top entry			
	M32 M40 M50 M63	PG29 PG36 PG42	H48B-TG-PG29 H48B-TG-PG36 H48B-TG-PG42 H48B-TG-M32 H48B-TG-M40 H48B-TG-M50 H48B-TG-M63				H6B-TGH-EMCS H10B-TGH-EMCS H16B-TGH-EMCS H24B-TGH-EMCS
Bulkhead mounted				Bulkhead mounted			
			H48B-AG				H6B-AG-EMCS H10B-AG-EMCS H16B-AG-EMCS H24B-AG-EMCS
				Hood: Side entry			
			H48B-AD-LB				H3A-MTS-EMC-M20 H3A-MTS-EMC-PG11 H6B-TSBHS-EMC H10B-TSBHS-EMC H16B-TSBHS-EMC H24B-TSBHS-EMC
Surface mounted: Side entry				Hood: Top entry			
1 Side entry  2 Side entry	M32 M40 M50 M32 M40 M50	PG29 PG36 PG42 PG29 PG36 PG42	H48B-SGR-PG29 H48B-SGR-PG36 H48B-SGR-PG42 H48B-SGR-M32 H48B-SGR-M40 H48B-SGR-M50 H48B-SGR-2PG29 H48B-SGR-2PG36 H48B-SGR-2PG42 H48B-SGR-2M32 H48B-SGR-2M40 H48B-SGR-2M50				H3A-MTG-EMC-PG11 H3A-MTG-EMC-M20 H6B-TGBHS-EMC H10B-TGBHS-EMC H16B-TGBHS-EMC H24B-TGBHS-EMC
Surface mounted with cover				Bulkhead mounted			
1 Side entry  2 Side entry	M32 M40 M50 M32 M40 M50	PG29 PG36 PG42 PG29 PG36 PG42	H48B-SDR-PG29 H48B-SDR-PG36 H48B-SDR-PG42 H48B-SDR-M32 H48B-SDR-M40 H48B-SDR-M50 H48B-SDR-2PG29 H48B-SDR-2PG36 H48B-SDR-2PG42 H48B-SDR-2M32 H48B-SDR-2M40 H48B-SDR-2M50				H3A-MAG-S-EMC H3A-MAG-EMC H3A-MAGS-EMC H6B-AG-BO-EMC H10B-AG-BO-EMC H16B-AG-BO-EMC H24B-AG-BO-EMC

HIP.24/64, HIP-K.24/64, EMV-K.24/64 housings

HIP: Pressure-tight, silver-grey
HIP-K: Housings corrosion-resistant, black, according to DIN IEC 68 T2-52 and ASTM B117-09 > 1000h
EMV-K: Protection against electro-magnetic interference, pressure-tight, housings corrosion-resistant, black

Pressure-tight up to 5 bar **IP 68 / IP 69 K**

Description		Metr.	PG	Type	Part Number
Hood: Side entry, Standard construction					
	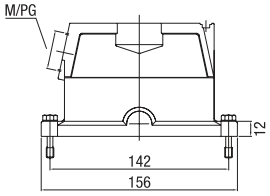	M40 M40 M25 M32 M40	 21 29 29 29 	**HIP** HIP.24/64.STS.1.21.G HIP.24/64.STS.1.29 G HIP.24/64.STS.1.M40.G **HIP-K** HIP-K.24/64.STS.1.29.G HIP-K.24/64.STS.1.M40.G **EMV-K** EMV-K.24/64.STS.1.29.G EMV-K.24/64.STS.1.M25.G EMV-K.24/64.STS.1.M32.G EMV-K.24/64.STS.1.M40.G	 1-1102658-5 1-1102660-5 0-1106473-2 2-1102660-5 0-1106473-4 4-1102755-5 0-1102983-1 0-1106461-8 0-1106461-3
	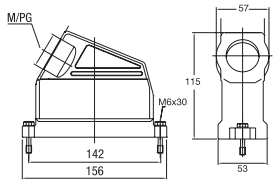	M40 M40 M40	 29 36 29 36 29 36 	**HIP** HIP-KF.24/64.STS.1.29.G HIP-KF.24/64.STS.1.36.G HIP-KF.24/64.STS.1.M40.G **HIP-K** HIP-KF/K.24/64.STS.1.29.G HIP-KF/K. 24/64.STS.1.36G HIP-KF/K.24/64.STS.1.M40.G **EMV-K** EMV-KF/K.24/64.STS.1.29.G EMV-KF/K.24/64.STS.1.36.G EMV-KF/K.24/64.STS.1.M40.G	1-1102622-5 1-1102623-5 0-1106474-1 2-1102622-5 2-1102623-5 0-1106474-2 4-1102732-5 4-1102733-5 0-1106462-2
Hood: Top entry, Standard construction					
	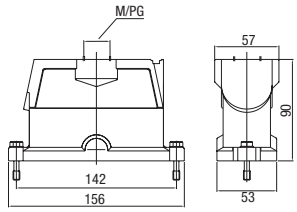	M40 2xM32 M40 M40 2xM40 2xM40 2xM40	 21 29 29 29 	**HIP** HIP.24/64.STO.1.21.G HIP.24/64.STO.1.29.G HIP.24/64.STO.1.M40.G **HIP-K** HIP-K.24/64.STO.1.29.G HIP-K.24/64.STO.2.M32.G HIP-K.24/64.STO.1.M40.G **EMV-K** EMV-K.24/64.STO.1.29.G EMV-K.24/64.STO.1.M40.G	 1-1102662-5 1-1102664-5 0-1106473-1 2-1102664-5 0-1102792-1 0-1106473-3 4-1102759-5 0-1106461-4

All specifications subject to change. Consult TE Connectivity for latest design specifications.
Contact TE for assistance with any part number configuration.

HIP.24/64, HIP-K.24/64, EMV-K.24/64 housings

HIP: Pressure-tight, silver-grey
HIP-K: Housings corrosion-resistant, black, according to DIN IEC 68 T2-52 and ASTM B117-09 > 1000h
EMV-K: Protection against electro-magnetic interference, pressure-tight, housings corrosion-resistant, black

Pressure-tight up to 5 bar **IP 68 / IP 69 K**

Description		Metr.	PG	Type	Part Number
Surface mounted housing: Bottom entry, Standard construction					
	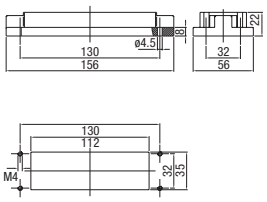			**HIP** HIP.24/64.AG **HIP-K** HIP-K.24/64.AG **EMV-K** EMV-K.24/64.AG	 1-1102665-5 2-1102665-5 4-1102760-5
	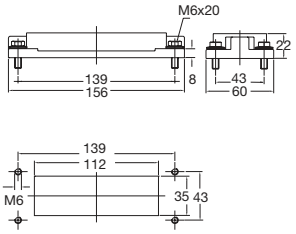			**HIP** HIP.24/64.AG.M6 **HIP-K** HIP-K.24/64.AG.M6 HIP-K.24/64.AG.M6.D HIP-K-I.24/64.AG.M6.D **EMV-K** EMV-K.24/64.AG.M6	 1-1102626-5 2-1102626-5 2-1102628-5 0-1108533-1 4-1102736-5
Surface mounted housing: Side entry, Standard construction					
	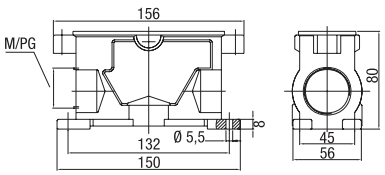	2xM40 2xM40 2xM40	29 2x29 29 2x29 29 2x29	**HIP** HIP.24/64.SG.1.29.G HIP.24/64.SG.2.29.G HIP.24/64.SG.2.M40.G **HIP-K** HIP-K.24/64.SG.1.29.G HIP-K.24/64.SG.2.29.G HIP-K.24/64.SG.2.M40.G **EMV-K** EMV-K.24/64.SG.1.29.G EMV-K.24/64.SG.2.29.G EMV-K.24/64.SG.2.M40.G	 1-1102624-5 1-1102625-5 0-1106472-1 5-1102624-5 2-1102625-5 0-1106472-2 4-1102734-5 4-1102735-5 0-1106460-2
Protective cover housings					
	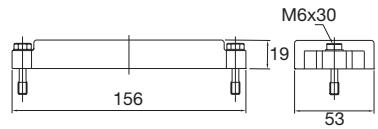			**HIP** HIP/EMV.24/64.SKB **HIP-K/EMV-K** HIP-K/EMV-K.24/64.SKB	 3-1106204-5 4-1106204-5

HF-HIP-K 8/HF-EMV-K 8, HF-HIP-K 12/HF-EMV-K 12 housings

HIP: Pressure-tight, silver-grey
HIP-K: Housings corrosion-resistant, black, according to DIN IEC 68 T2-52 and ASTM B117-09 > 1000h
EMV-K: Protection against electro-magnetic interference, pressure-tight, IP68 - IP69K,
housings corrosion-resistant, black

Screw lock on hood

Description		Metr.	PG	Type	Part Number
Hood					
	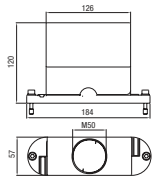	1xM50 1xM50 2xM40 2xM40		HF-HIP-K.8.Sto.1.M50G HF.8.EMV-K.8.Sto.1.M50G HF.HIP-K.8.Sto.2.M40G HF.EMV-K.8.Sto.2.M40G	0-1102839-4 0-1102839-3 0-1102839-2 0-1102839-1
Housing bottom					
	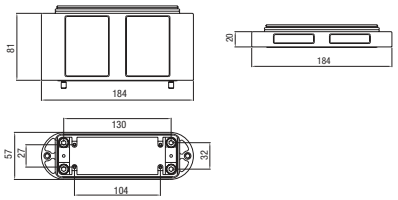	**Height**			
		81 mm 81 mm	20 mm 20 mm	HF-HIP-K.8.AG.N HF-EMV-K.8.AG.N HF-HIP-K.8.AG HF-EMV-K.8.AG	0-1102837-2 0-1102837-1 0-1102836-2 0-1102836-1
Hood					
	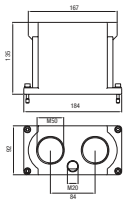	2xM40 2xM40 2xM50 2xM50		HF-HIP-K.12.Sto.2.M40G HF-EMV-K.12.Sto.2.M40G HF-HIP-K.12.Sto.2.M50G HF-EMV-K.12.Sto.2.M50G	0-1102840-2 0-1102840-1 0-1102840-4 0-1102840-3
Housing bottom					
	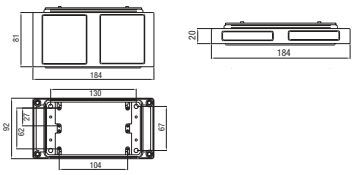	**Height**			
		81 mm 81 mm	20 mm 20 mm	HF-HIP-K.12.AG.N HF-EMV-K.12.AG.N HF-HIP-K.12.AG HF-EMVK-K.12.AG	0-1102838-2 0-1102838-1 0-1102192-2 0-1102192-1

All specifications subject to change. Consult TE Connectivity for latest design specifications.
Contact TE for assistance with any part number configuration.

Protective covers for hoods/housings

Reinforced plastic shell (UV-resistant), Versions with/without attachment string
Metal-Version
Size 3, 4, 6 + 8

Description		Type	Part Number
Protective cover for hoods and housings with bolts			
 Size 6/8	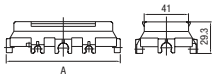 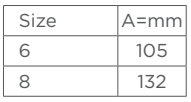	SKP.6 SKP.8 with attachment string SKP.6.F SKP.8.F	0-1110684-3 0-1110661-3 0-1106258-3 0-1106258-4
Protective cover for hoods with central locking clip			
 Size 6/8	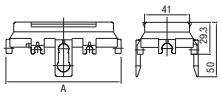 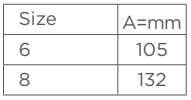	SKP.6/R SKP.8/R with attachment string SKP.6/R.F SKP.8/R.F	0-1110684-4 0-1110661-4 0-1106259-3 0-1106259-4
Protective covers for housings series HIP, EMV, EMV-K			
	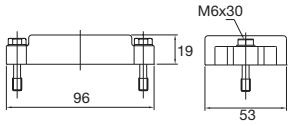	**HIP** HIP/EMV.6/16.SKB **HIP-K** HIP-K/EMV-K.6/16.SKB	3-1106201-5 4-1106201-5
	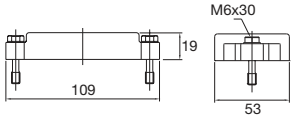	**HIP** HIP/EMV.10/24.SKB **HIP-K/EMV-K** HIP-K/EMV-K.10/24.SKB	3-1106202-5 4-1106202-5
	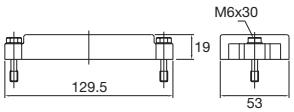	**HIP** HIP/EMV.16/40.SKB **HIP-K** HIP-K.16/40.SKB	3-1106203-5 4-1106203-5
	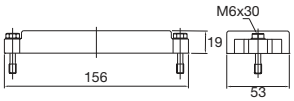	**HIP** HIP/EMV.24/64.SKB **HIP-K/EMV-K** HIP-K/EMV-K.24/64.SKB	3-1106204-5 4-1106204-5

HPR (IP68) series hoods/housings

HBPR (IP68) SERIES

Opposite angle locking		Size	Metr.	PG	Type	Part Number
Hood: Side entry						
	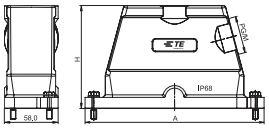 SIZE / A / H H6BPR / 133 / 101 H10BPR / 146 / 101 H16BPR / 166 / 111 H24BPR / 193 / 111	H6BPR		PG16	H6BPR-TSH-PG16	T1910060116-000
				PG21	H6BPR-TSH-PG21	T1910060121-000
				PG29	H6BPR-TSH-PG29	T1910060129-000
			M20		H6BPR-TSH-M20	T1910060120-000
			M25		H6BPR-TSH-M25	T1910060125-000
			M32		H6BPR-TSH-M32	T1910060132-000
		H10BPR		PG16	H10BPR-TSH-PG16	T1910100116-000
				PG21	H10BPR-TSH-PG21	T1910100121-000
				PG29	H10BPR-TSH-PG29	T1910100129-000
			M20		H10BPR-TSH-M20	T1910100120-000
			M25		H10BPR-TSH-M25	T1910100125-000
			M32		H10BPR-TSH-M32	T1910100132-000
		H16BPR		PG16	H16BPR-TSH-PG16	T1910160116-000
				PG21	H16BPR-TSH-PG21	T1910160121-000
				PG29	H16BPR-TSH-PG29	T1910160129-000
			M25		H16BPR-TSH-M25	T1910160125-000
			M32		H16BPR-TSH-M32	T1910160132-000
			M40		H16BPR-TSH-M40	T1910160140-000
		H24BPR		PG16	H24BPR-TSH-PG16	T1910240116-000
				PG21	H24BPR-TSH-PG21	T1910240121-000
				PG29	H24BPR-TSH-PG29	T1910240129-000
			M25		H24BPR-TSH-M25	T1910240125-000
			M32		H24BPR-TSH-M32	T1910240132-000
			M40		H24BPR-TSH-M40	T1910240140-000
Hood: Top entry						
	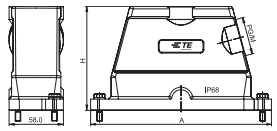 SIZE / A / H H6BPR / 133 / 101 H10BPR / 146 / 101 H16BPR / 166 / 111 H24BPR / 193 / 111	H6BPR		PG16	H6BPR-TGH-PG16	T1920060116-000
				PG21	H6BPR-TGH-PG21	T1920060121-000
				PG29	H6BPR-TGH-PG29	T1920060129-000
			M20		H6BPR-TGH-M20	T1920060120-000
			M25		H6BPR-TGH-M25	T1920060125-000
			M32		H6BPR-TGH-M32	T1920060132-000
		H10BPR		PG16	H10BPR-TGH-PG16	T1920100116-000
				PG21	H10BPR-TGH-PG21	T1920100121-000
				PG29	H10BPR-TGH-PG29	T1920100129-000
			M20		H10BPR-TGH-M20	T1920100120-000
			M25		H10BPR-TGH-M25	T1920100125-000
			M32		H10BPR-TGH-M32	T1920100132-000
		H16BPR		PG16	H16BPR-TGH-PG16	T1920160116-000
				PG21	H16BPR-TGH-PG21	T1920160121-000
				PG29	H16BPR-TGH-PG29	T1920160129-000
			M25		H16BPR-TGH-M25	T1920160125-000
			M32		H16BPR-TGH-M32	T1920160132-000
			M40		H16BPR-TGH-M40	T1920160140-000
		H24BPR		PG16	H24BPR-TGH-PG16	T1920240116-000
				PG21	H24BPR-TGH-PG21	T1920240121-000
				PG29	H24BPR-TGH-PG29	T1920240129-000
			M25		H24BPR-TGH-M25	T1920240125-000
			M32		H24BPR-TGH-M32	T1920240132-000
			M40		H24BPR-TGH-M40	T1920240140-000

All specifications subject to change. Consult TE Connectivity for latest design specifications.
Contact TE for assistance with any part number configuration.

HPR (IP68) series hoods/housings

HBPR (IP68) SERIES

Opposite angle locking		Size	Metr.	PG	Type	Part Number
Bulkhead mounted						
	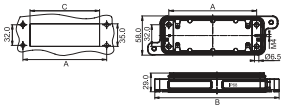 SIZE / A / B / C H6BPR / 70 / 133 / 48 H10BPR / 83 / 146 / 60 H16BPR / 103 / 166 / 82 H24BPR / 130 / 193 / 108	H6BPR H10BPR H16BPR H24BPR			H6BPR-AG H10BPR-AG H16BPR-AG H24BPR-AG	T1930060000-000 T1930100000-000 T1930160000-000 T1930240000-000
Straight surface mounted						
	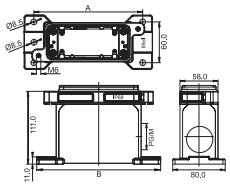 SIZE / A / B H10BPR / 140 / 169	H6BPR H10BPR H16BPR H24BPR	M25 M32	PG21 PG29	H10BPR-SGRH-PG21 H10BPR-SGRH-PG29 H10BPR-SGRH-M25 H10BPR-SGRH-M32	T1950100121-000 T1950100129-000 T1950100125-000 T1950100132-000
Cover						
	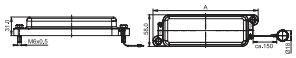 SIZE / A H6BPR / 133 H10BPR / 146 H16BPR / 166 H24BPR / 193	H6BPR H10BPR H16BPR H24BPR			H6BPR-KDB H10BPR-KDB H16BPR-KDB H24BPR-KDB	T1990060000-000 T1990100000-000 T1990160000-000 T1990240000-000
Frame						
	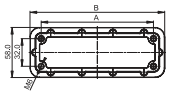 SIZE / A / B H24BPR / 130 / 156	H24BPR			H24BPR-FRAME	T1990240001-000

HPR (IP68) series hoods/housings

HBPR (IP68) SERIES

Central locking	Size	Metr.	PG	Type	Part Number
Hood: Side entry					
 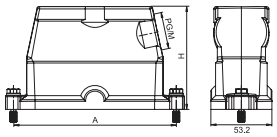	H6BPR	M32	PG21	H6BPR-TSHC-PG21	T1912061121-000
				H6BPR-TSHC-M25	T1912061125-000
			PG21	H10BPR-TSHC-PG21	T1912101121-000
			PG29	H10BPR-TSHC-PG29	T1912101129-000
				H10BPR-TSHC-M25	T1912101125-000
				H10BPR-TSHC-M32	T1912101132-000
	H10BPR	M25	PG21	H16BPR-TSHC-PG21	T1912161121-000
		M32	PG29	H16BPR-TSHC-PG29	T1912161129-000
		M40		H16BPR-TSHC-M25	T1912161125-000
				H16BPR-TSHC-M32	T1912161132-000
				H16BPR-TSHC-M40	T1912161140-000
	H16BPR	M25	PG21	H24BPR-TSHC-PG21	T1912241121-000
		M32	PG29	H24BPR-TSHC-PG29	T1912241129-000
		M40	PG36	H24BPR-TSHC-PG36	T1912241136-000
				H24BPR-TSHC-M25	T1912241125-000
				H24BPR-TSHC-M32	T1912241132-000
	H24BPR			H24BPR-TSHC-M40	T1912241140-000

SIZE	A	H
H6BPR	96	70
H10BPR	110	70
H16BPR	130	80
H24BPR	156	80

Hood: Top entry					
 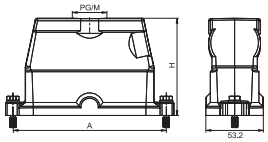	H6BPR	M25	PG21	H6BPR-TGHC-PG21	T1922061121-000
		M32	PG29	H6BPR-TGHC-PG29	T1922061129-000
		M40	PG36	H6BPR-TGHC-PG36	T1922061136-000
				H6BPR-TGHC-M25	T1922061125-000
				H6BPR-TGHC-M32	T1922061132-000
				H6BPR-TGHC-M40	T1922061140-000
	H10BPR	M25	PG21	H10BPR-TGHC-PG21	T1922101121-000
		M32	PG29	H10BPR-TGHC-PG29	T1922101129-000
		M40	PG36	H10BPR-TGHC-PG36	T1922101136-000
				H10BPR-TGHC-M25	T1922101125-000
				H10BPR-TGHC-M32	T1922101132-000
				H10BPR-TGHC-M40	T1922101140-000
	H16BPR	M25	PG21	H16BPR-TGHC-PG21	T1922161121-000
		M32	PG29	H16BPR-TGHC-PG29	T1922161129-000
		M40	PG36	H16BPR-TGHC-PG36	T1922161136-000
				H16BPR-TGHC-M25	T1922161125-000
				H16BPR-TGHC-M32	T1922161132-000
				H16BPR-TGHC-M40	T1922161140-000
	H24BPR	M25	PG21	H24BPR-TGHC-PG21	T1922241121-000
		M32	PG29	H24BPR-TGHC-PG29	T1922241129-000
		M40	PG36	H24BPR-TGHC-PG36	T1922241136-000
				H24BPR-TGHC-M2S	T1922241125-000
				H24BPR-TGHC-M32	T1922241132-000
				H24BPR-TGHC-M40	T1922241140-000

SIZE	A	H
H6BPR	96	70
H10BPR	110	70
H16BPR	130	80
H24BPR	156	80

Bulkhead mounted					
 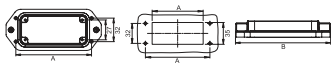	H6BPR			H6BPR-AGC	T1932061000-000
	H10BPR			H10BPR-AGC	T1932101000-000
	H16BPR			H16BPR-AGC	T1932161000-000
	H24BPR			H24BPR-AGC	T1932241000-000

SIZE	A	B	C
H6BPR	70	96	48
H10BPR	83	110	60
H16BPR	103	130	82
H24BPR	130	156	108

Cover					
 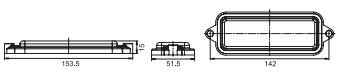	H24BPR			H24BPR-KDBP	T1990240000-000

All specifications subject to change. Consult TE Connectivity for latest design specifications.
Contact TE for assistance with any part number configuration.

Notes

Tools and inserts and rail mounting elements



1. Specifications
DIN VDE 0110 Concerning clearance and clearage distances
DIN VDE 0627 Connectors and plug devices

2. Standards
DIN EN 60 664-1
DIN EN 61 984

3. Approvals

RoHS

All specifications subject to change. Consult TE Connectivity for latest design specifications.
Contact TE for assistance with any part number configuration.

Tools and accessories

Crimping tools and remove tools

Crimp tool Wire range: 0.5-4.0mm² Suitable for CDM/CDF and CEM/CEF contacts			**Crimp tool** Wire range: 4.0-10.0mm² Used for CMM/CMF contacts		
Type	CRIMPBOX-0.5/4		**Type**	CRIMPBOX-4.0/10.0	
Part Number	T3100000001-000		**Part Number**	T3100001001-000	
Crimp tool Wire range: 0.14-4.0mm² Suitable for CDM/CDF and CEM/CEF contacts with locator and die			**Remove tool** Used for CDM/CDF contact series		
Type	RSZ.HE-HN.D-HVT		**Type**	REMOV-HD	
Part Number	1-1105851-8		**Part Number**	T3100000003-000	
Remove tool Used for CEM/CMF contact series			**Remove tool** Used for 5A contacts (Ø1mm)		
Type	REMOV-HEE	REMOV-HEEE	**Material**	Metal	Plastic
Part Number	T3100000002-000	T3100000016-000	**Part Number**	T3100000017-000	T3100000018-000
Remove tool Used for CMM/CMF contact series					
Type	REMOV-MM				
Part Number	T3100000013-000				

Axial screw tool and crimping tool

M3 screw driver Used for HA/HE inserts			**Tool** Used for 100A inserts		
Type	SCREWD-M3		**Type**	HEXA-D1	
Part Number	T3100000009-000		**Part Number**	T3100000010-000	
Tool Used for 40A inserts			**Crimping tool** Wire range: 10.0-120.0mm² Used for 200A contacts		
Type	HEXA-D2		**Type**	CRIMPBOX-10/120	
Part Number	T3100000012-000		**Part Number**	T3100000015-000	

Crimp contacts

10A Contact

Tech data	10A Male crimp contacts	Wire gauge		Stripping length	Crimp contacts, silver-plated		Crimp contacts, gold-plated	
Material: copper alloy **Contact resistance:** ≤3mΩ **Terminal:** crimp connection **CDM/Male**	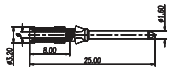	mm²	AWG	mm	Type	Part Number	Type	Part Number
		0.14-0.37	26-22	8.0	CDM-0.14	T2020001002-000	DDM-0.14	T2020011002-000
		0.5	20	8.0	CDM-0.5	T2020001005-000	DDM-0.5	T2020011005-000
		0.75	18	8.0	CDM-0.75	T2020001008-000	DDM-0.75	T2020011008-000
		1.0	18	8.0	CDM-1.0	T2020001010-000	DDM-1.0	T2020011010-000
		1.5	16	8.0	CDM-1.5	T2020001015-000	DDM-1.5	T2020011015-000
		2.5	14	6.0	CDM-2.5	T2020001025-000	DDM-2.5	T2020011025-000
CDF/Female	**10A Female crimp contacts**							
	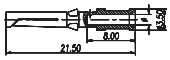	0.14-0.37	26-22	8.0	CDF-0.14	T2020002002-000	DDF-0.14	T2020012002-000
		0.5	20	8.0	CDF-0.5	T2020002005-000	DDF-0.5	T2020012005-000
		0.75	18	8.0	CDF-0.75	T2020002008-000	DDF-0.75	T2020012008-000
		1.0	18	8.0	CDF-1.0	T2020002010-000	DDF-1.0	T2020012010-000
		1.5	16	8.0	CDF-1.5	T2020002015-000	DDF-1.5	T2020012015-000
		2.5	14	6.0	CDF-2.5	T2020002025-000	DDF-2.5	T2020012025-000

16A Contact

Tech data	16A Male crimp contacts	Wire gauge		Stripping length	Crimp contacts, silver-plated		Crimp contacts, gold-plated	
Material: copper alloy **Contact resistance:** ≤1mΩ **Terminal:** crimp connection **CEM/Male**	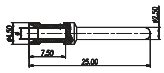	mm²	AWG	mm	Type	Part Number	Type	Part Number
		0.14-0.37	26-22	7.5	CEM-0.3	T2030001002-000	DEM-0.3	T2030011002-000
		0.5	20	7.5	CEM-0.5	T2030001005-000	DEM-0.5	T2030011005-000
		0.75	18	7.5	CEM-0.75	T2030001008-000	DEM-0.75	T2030011008-000
		1.0	18	7.5	CEM-1.0	T2030001010-000	DEM-1.0	T2030011010-000
		1.5	16	7.5	CEM-1.5	T2030001015-000	DEM-1.5	T2030011015-000
		2.5	14	7.5	CEM-2.5	T2030001025-000	DEM-2.5	T2030011025-000
		4.0	12	7.5	CEM-4.0	T2030001040-000	DEM-4.0	T2030011040-000
CEF/Female	**16A Female crimp contacts**							
	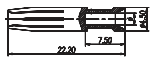	0.14-0.37	26-22	7.5	CEF-0.3	T2030002002-000	DEF-0.3	T2030012002-000
		0.5	20	7.5	CEF-0.5	T2030002005-000	DEF-0.5	T2030012005-000
		0.75	18	7.5	CEF-0.75	T2030002008-000	DEF-0.75	T2030012008-000
		1.0	18	7.5	CEF-1.0	T2030002010-000	DEF-1.0	T2030012010-000
		1.5	16	7.5	CEF-1.5	T2030002015-000	DEF-1.5	T2030012015-000
		2.5	14	7.5	CEF-2.5	T2030002025-000	DEF-2.5	T2030012025-000
		4.0	12	7.5	CEF-4.0	T2030002040-000	DEF-4.0	T2030012040-000

All specifications subject to change. Consult TE Connectivity for latest design specifications.
Contact TE for assistance with any part number configuration.

Crimp contacts

40A Contact

Tech data **Material:** copper alloy **Contact resistance:** ≤0.3mΩ **Terminal:** crimp connection	40A Male crimp contacts	Wire gauge		Stripping length	Crimp contacts, silver-plated	
		mm²	AWG	mm	Type	Part Number
CMM/Male 		1.5	16	8.0	CMM-1.5	T2040001015-000
		2.5	14	8.0	CMM-2.5	T2040001025-000
		4.0	12	8.0	CMM-4.0	T2040001040-000
		6.0	10	8.0	CMM-6.0	T2040001060-000
CMF/Female 	40A Female crimp contacts 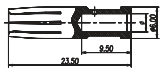	1.5	16	8.0	CMF-1.5	T2040002015-000
		2.5	14	8.0	CMF-2.5	T2040002025-000
		4.0	12	8.0	CMF-4.0	T2040002040-000
		6.0	10	8.0	CMF-6.0	T2040002060-000
		10	7	8.0	CMF-10	T2040002100-000

100A Contact

Tech data **Material:** copper alloy **Contact resistance:** ≤1mΩ **Terminal:** crimp connection	100A Male crimp contacts	Wire gauge	Ø	Stripping length	Crimp contacts, silver-plated	
		mm²		mm	Type	Part Number
CDM/Male 		10	4.3	19	CNM-10	T2050001010-000
		16	5.5	19	CNM-16	T2050001016-000
		25	7	19	CNM-25	T2050001025-000
		35	8.2	16	CNM-35	T2050001035-000
CDF/Female 	100A Female crimp contacts 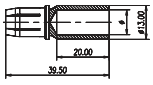	10	4.3	19	CNF-10	T2050002010-000
		16	5.5	19	CNF-16	T2050002016-000
		25	7	19	CNF-25	T2050002025-000
		35	8.2	16	CNF-35	T2050002035-000

Crimp contacts

200A Contact

Tech data **Material:** copper **Contact resistance:** ≤0.3mΩ **Terminal:** crimp connection **CHM/Male** 	200A Male crimp contacts 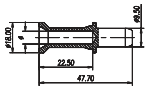	Wire gauge	Ø	Stripping length	Crimp contacts, silver-plated	
		mm²		mm	Type	Part Number
		25	7.0	22.5	CHM-25	T2060001025-000
		35	8.2	22.5	CHM-35	T2060001035-000
		50	10.0	22.5	CHM-50	T2060001050-000
		70	11.5	22.5	CHM-70	T2060001070-000
CHF/Female 	200A Female crimp contacts 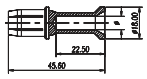					
		25	7.0	22.5	CHF-25	T2060002025-000
		35	8.2	22.5	CHF-35	T2060002035-000
		50	10.0	22.5	CHF-50	T2060002050-000
		70	11.5	22.5	CHF-70	T2060002070-000

PCB Adapter



Type	PCB-adapter-EE
Part Number	T2040000000-000



Type	CEF-adapter
Part Number	T2030002000-000

All specifications subject to change. Consult TE Connectivity for latest design specifications.
Contact TE for assistance with any part number configuration.

Insert mounting element



Set	Parts order		Type	Part Number
Insert mounting with carrier element				
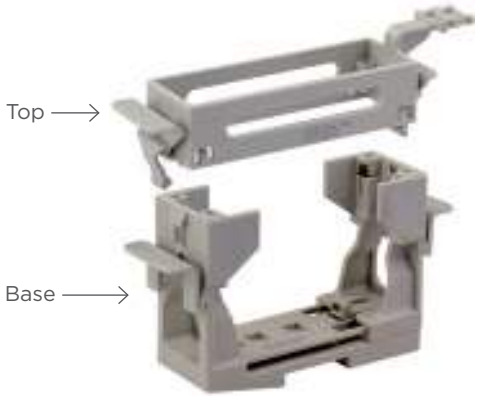	H6B set	Top	H6B-Rail-top	T1870062101-000
		Base	HB-Rail-base	T1870002201-000
	H10B set	Top	H10B-Rail-top	T1870102101-000
		Base	HB-Rail-base	T1870002201-000
	H16B set	Top	H16B-Rail-top	T1870162101-000
		Base	HB-Rail-base	T1870002201-000
	H24B set	Top	H24B-Rail-top	T1870242101-000
		Base	HB-Rail-base	T1870002201-000

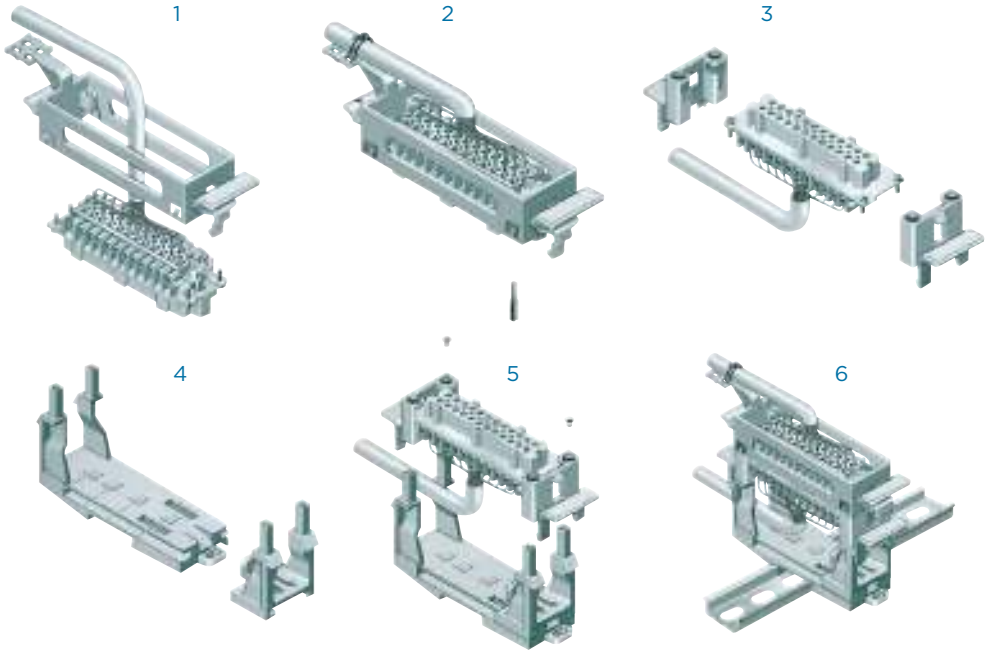

1 Attach insert in top carrier element

2 Set up strain relief e.g. by cable ties

3 Attach fixing clamps to base insert

4 Adjust base element to the dimensions of the insert

5 Attach base assembly to base element

6 Connect top and base inserts

Installation elements

Coding of hoods/housings and inserts		Type	Part Number
Standard code pin (Stainless steel) 	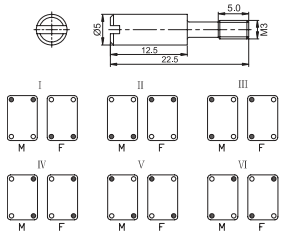	Ordinary type CODING-PIN-M3-TM CODING-PIN-M3-TF Stainless steel CODING-PIN-M3-STM CODING-PIN-M3-STF	Ordinary type T0931000423-000 T0931006524-000 Stainless steel T0932000423-000 T0932006524-000
Guiding pins (Stainless steel) 	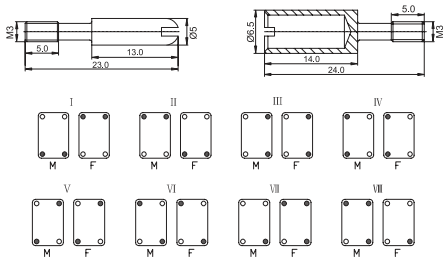	Ordinary type King-size CODING-PIN-M3-LTM CODING-PIN-M3-LTF Stainless steel, King-size CODING-PIN-M3-LSTM CODING-PIN-M3-LSTF	Ordinary type King-size T0931000425-000 T0931006527-000 Stainless steel, King-size T0931100425-000 T0931106527-000
Guiding pins (screw thread extended) 	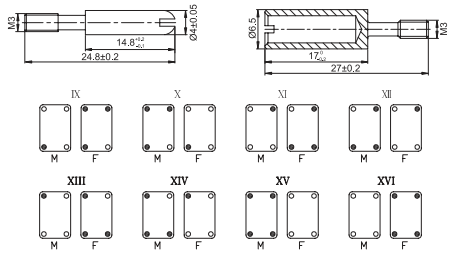	Ordinary type (screw thread extended) CODING-PIN-M3-LTM CODING-PIN-M3-LTF Stainless steel (screw thread extended) CODING-PIN-M3-STM CODING-PIN-M3-STF	Ordinary type (screw thread extended) T0931100425-000 T0931106527-000 Ordinary type (screw thread extended) T0931100423-000 T0931106524-000

All specifications subject to change. Consult TE Connectivity for latest design specifications.
Contact TE for assistance with any part number configuration.

HEE-015 insert

INSERTS MOUNTING WITHOUT HOOD/HOUSING

200V MAX. 16A

15+⏚

Dimensions (mm)		Type	Part Number	
			Male insert	Female insert
Crimp terminal (Order crimp contacts separately)				
	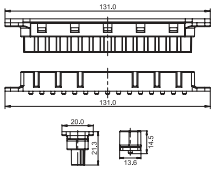	HEE-015-M	T2800152101-000	
		HEE-015-F		T2800152201-000
Contact arrangement view from termination side	Panel cut out for inserts for use without hoods/housings			
				

Order crimp contacts separately
Female contact type: CSF-1.5
Female contact p/n: T0080002015-010

Other connectors

		Designation	Type	Part Number
3-poles connector **Rated:** 25A, 500V **Contact surface:** Silver plated **Flammability acc. to UL94:** V0 **Terminal:** Screw terminal		3 poles male insert 3 poles female insert	HCC-003-M HCC-003-F	T2100032101-000 T2100032201-000

All specifications subject to change. Consult TE Connectivity for latest design specifications.
Contact TE for assistance with any part number configuration.

Installation elements

Grip frame, screw adapter and screw		Type	Part Number
H24B grip frame (further variants are avialable on request)			
	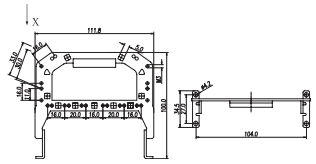	HB-SB-024	T3403121350-000
Screw adapter and screw			
		HB-GDZ-S	T3403121000-000
		HB-GDZ-X	T3403122000-000
M5 Screw			
		FIX-M5	T0932406003-000
Extend earth terminal			
		EXTEND-PE	T0926003000-000

Cable glands and accessories



Cable glands made from plastic and brass
EMC cable glands

For hazardous areas in accordance with
DIN EN 50014
DIN EN 50019

RoHS

All specifications subject to change. Consult TE Connectivity for latest design specifications.
Contact TE for assistance with any part number configuration.

Cross reference from PG thread to metric thread

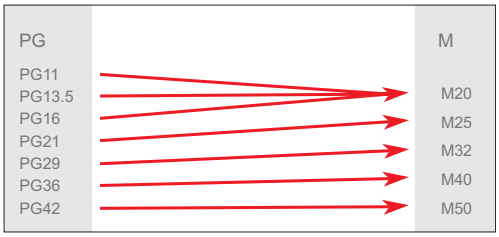



Material: Nickel plated brass
Press seal material: PA
Seal material: NBR
Temperature range: -40ºC ~ +100ºC
Protection: IP68

	Metr.	PG	Clamp range (mm)	Type	Part Number
Cable glands, brass nicked plated					
		PG7	2-5 3-6.5	DLX-7-MTS DLX-7-MS	T3609070111-000 T3609070101-000
		PG9	2-6 4-8	DLX-9-MTS DLX-9-MS	T3609090111-000 T3609090101-000
		PG11	3-7 5-10	DLX-11-MTS DLX-11-MS	T3609110111-000 T3609110101-000
		PG13.5	5-9 6-12	DLX-13-MTS DLX-13-MS	T3609130111-000 T3609130101-000
		PG16	7-12 10-14	DLX-16-MTS DLX-16-MS	T3609160111-000 T3609160101-000
		PG21	9-16 13-18	DLX-21-MTS DLX-21-MS	T3609210111-000 T3609210101-000
		PG29	13-20 18-25	DLX-29-MTS DLX-29-MS	T3609290111-000 T3609290101-000
		PG36	20-26 22-32	DLX-36-MTS DLX-36-MS	T3609360111-000 T3609360101-000
		PG42	25-31 32-38	DLX-42-MTS DLX-42-MS	T3609420111-000 T3609420101-000
		PG48	29-35 37-44	DLX-48-MTS DLX-48-MS	T3609480111-000 T3609480101-000
	M12 X 1.5		2-5 3-6.5	DLX-12-MT DLX-12-M	T3609120112-000 T3609120102-000
	M16 X 1.5		2-6 4-8 5-10	DLX-16-MT DLX-16-M DLX-16-MB	T3609160112-000 T3609160102-000 T3609160122-000
	M20 X 1.5		5-9 6-12 10-14	DLX-20-MT DLX-20-M DLX-20-MB	T3609200112-000 T3609200102-000 T3609200122-000
	M25 X 1.5		9-16 13-18	DLX-25-MT DLX-25-M	T3609250112-000 T3609250102-000
	M32 X 1.5		13-20 18-25	DLX-32-MT DLX-32-M	T3609320112-000 T3609320102-000
	M40 X 1.5		20-26 22-32	DLX-40-MT DLX-40-M	T3609400112-000 T3609400102-000
	M50 X 1.5		25-31 32-38	DLX-50-MT DLX-50-M	T3609500112-000 T3609500102-000
	M63 X 1.5		29-35 37-44	DLX-63-MT DLX-63-M	T3609630112-000 T3609630102-000

Cable fittings and accessories

	Metr.	PG	Clamp range (mm)	Type	Part Number
Cable glands, polyamide					
 **Material:** Polyamide **Press seal material:** PA **Seal material:** NBR **Temperature range:** -40ºC ~ +100ºC **Protection:** IP68		PG7	2~5 3~6.5	DLX-7-PT DLX-7-P	T3209070161-000 T3209070160-000
		PG9	2~6 4~8	DLX-9-PT DLX-9-P	T3209090161-000 T3209090160-000
		PG11	3~7 5~10	DLX-11-PT DLX-11-P	T3209110161-000 T3209110160-000
		PG13.5	5~9 6~12	DLX-13-PT DLX-13-P	T3209130161-000 T3209130160-000
		PG16	7~12 10~14	DLX-16-PT DLX-16-P	T3209160161-000 T3209160160-000
		PG21	9~16 13~18	DLX-21-PT DLX-21-P	T3209210161-000 T3209210160-000
		PG29	13~20 18~25	DLX-29-PT DLX-29-P	T3209290161-000 T3209290160-000
		PG36	20~26 22~32	DLX-36-PT DLX-36-P	T3209360161-000 T3209360160-000
		PG42	25~31 32~38	DLX-42-PT DLX-42-P	T3209420161-000 T3209420160-000
		PG48	29~35 37~44	DLX-48-PT DLX-48-P	T3209480161-000 T3209480160-000
	M12 X 1.5		2~5 3~6.5	DLX-12-PMT DLX-12-PM	T3209120112-000 T3209120102-000
	M16 X 1.5		2~6 4~8	DLX-16-PMT DLX-16-PM	T3209160112-000 T3209160102-000
	M20 X 1.5		5~9 6~12	DLX-20-PMT DLX-20-PM	T3209200112-000 T3209200102-000
	M25 X 1.5		9~16 13~18	DLX-25-PMT DLX-25-PM	T3209250112-000 T3209250102-000
	M32 X 1.5		13~20 18~25	DLX-32-PMT DLX-32-PM	T3209320112-000 T3209320102-000
	M40 X 1.5		20~26 22~32	DLX-40-PMT DLX-40-PM	T3209400112-000 T3209400102-000
	M50 X 1.5		25~31 32~38	DLX-50-PMT DLX-50-PM	T3209500112-000 T3209500102-000
	M63 X 1.5		29~35 37~44	DLX-63-PMT DLX-63-PM	T3209630112-000 T3209630102-000

All specifications subject to change. Consult TE Connectivity for latest design specifications.
Contact TE for assistance with any part number configuration.

Cable fittings and accessories

	Metr.	PG	Clamp range (mm)	Type	Part Number
Multiple sealing insert metal cable gland					
 **Material:** Nickel plated brass **Seal material:** TPE/EPDM **Temperature range:** -40ºC ~ + 100ºC **Protection:** IP65 **Seal material colors:** White (other colors need consulting)		PG13.5	2 x 3	DLX-13-KMS	T3729130101-000
		PG16	3 x 4	DLX-16-KMS	T3729160101-000
		PG16	2 x 5	DLX-16-KMS	T3729160201-000
		PG21	4 x 6.5	DLX-21-1KMS	T3729210101-000
		PG21	3 x 7	DLX-21-2KMS	T3729210201-000
		PG21	2 x 6	DLX-21-3KMS	T3729210301-000
		PG21	2 x 8	DLX-21-4KMS	T3729210401-000
		PG29	6 x 6.5	DLX-29-1KMS	T3729290101-000
		PG29	4 x 9	DLX-29-2KMS	T3729290201-000
		PG29	3 x 9	DLX-29-3KMS	T3729290301-000
		PG36	5 x 9	DLX-36-1KMS	T3729360101-000
		PG36	6 x 8	DLX-36-2KMS	T3729360201-000
		PG42	4 x 12	DLX-42-1KMS	T3729420101-000
		PG42	5 x 10	DLX-42-2KMS	T3729420201-000
		PG48	6 x 12	DLX-48-1KMS	T3729480101-000
		PG48	3 x 18	DLX-48-2KMS	T3729480201-000
	M16 X 1.5		2 x 3	DLX-16-KM	T3729160102-000
	M20 X 1.5		3 x 4	DLX-20-KM	T3729200102-000
	M20 X 1.5		2 x 5	DLX-20-KM	T3729200202-000
	M25 X 1.5		4 x 6.5	DLX-25-1KM	T3729250102-000
	M25 X 1.5		3 x 7	DLX-25-2KM	T3729250202-000
	M25 X 1.5		2 x 6	DLX-25-3KM	T3729250302-000
	M25 X 1.5		2 x 8	DLX-25-4KM	T3729250402-000
	M32 X 1.5		6 x 6.5	DLX-32-1KM	T3729320102-000
	M32 X 1.5		4 x 9	DLX-32-2KM	T3729320202-000
	M32 X 1.5		3 x 9	DLX-32-3KM	T3729320302-000
	M40 X 1.5		5 x 9	DLX-40-1KM	T3729400102-000
	M40 X 1.5		6 x 8	DLX-40-2KM	T3729400202-000
	M50 X 1.5		4 x 12	DLX-50-1KM	T3729500102-000
	M50 X 1.5		5 x 10	DLX-50-2KM	T3729500202-000
	M63 X 1.5		6 x 12	DLX-63-1KM	T3729630102-000
	M63 X 1.5		3 x 18	DLX-63-2KM	T3729630202-000
Multiple sealing insert nylon cable gland					
 **Material:** PA **Seal material:** EPDM **Temperature range:** -40ºC ~ + 100ºC **Protection:** IP65 **Seal material colors:** White (other colors need consulting)		PG13.5	2 x 3	DLX-13-KPMS	T3229130101-000
		PG16	3 x 4	DLX-16-KPMS	T3229160101-000
		PG16	2 x 5	DLX-16-KPMS	T3229160201-000
		PG21	4 x 6.5	DLX-21-1KPMS	T3229210101-000
		PG21	3 x 7	DLX-21-2KPMS	T3229210201-000
		PG21	2 x 6	DLX-21-3KPMS	T3229210301-000
		PG21	2 x 8	DLX-21-4KPMS	T3229210401-000
		PG29	6 x 6.5	DLX-29-1KPMS	T3229290101-000
		PG29	4 x 9	DLX-29-2KPMS	T3229290201-000
		PG29	3 x 9	DLX-29-3KPMS	T3229290301-000
		PG36	5 x 9	DLX-36-1KPMS	T3229360101-000
		PG36	6 x 8	DLX-36-2KPMS	T3229360201-000
		PG42	4 x 12	DLX-42-1KPMS	T3229420101-000
		PG42	5 X 10	DLX-42-2KPMS	T3229420201-000
		PG48	6 x 12	DLX-48-1KPMS	T3229480101-000
		PG48	3 x 18	DLX-48-2KPMS	T3229480201-000
	M16 X 1.5		2 x 3	DLX-16-KPM	T3229160102-000
	M20 X 1.5		3 x 4	DLX-20-KPM	T3229200102-000
	M20 X 1.5		2 x 5	DLX-20-KPM	T3229200202-000
	M25 X 1.5		4 x 6.5	DLX-25-1KPM	T3229250102-000
	M25 X 1.5		3 x 7	DLX-25-2KPM	T3229250202-000
	M25 X 1.5		2 x 6	DLX-25-3KPM	T3229250302-000
	M25 X 1.5		2 x 8	DLX-25-4KPM	T3229250402-000
	M32 X 1.5		6 x 6.5	DLX-32-1KPM	T3229320102-000
	M32 X 1.5		4 x 9	DLX-32-2KPM	T3229320202-000
	M32 X 1.5		3 x 9	DLX-32-3KPM	T3229320302-000
	M40 X 1.5		5 x 9	DLX-40-1KPM	T3229400102-000
	M40 X 1.5		6 x 8	DLX-40-2KPM	T3229400202-000
	M50 X 1.5		4 x 12	DLX-50-1KPM	T3229500102-000
	M50 X 1.5		5 x 10	DLX-50-2KPM	T3229500202-000
	M63 X 1.5		6 x 12	DLX-63-1KPM	T3229630102-000
	M63 X 1.5		3 x 18	DLX-63-2KPM	T3229630202-000

	Metr.	PG	Clamp range (mm)	Type	Part Number
Special sealing insert gland					
 Sealing with different colors  **Material:** Nickel plated brass **Seal material:** TPE/EPDM **Temperature range:** -40ºC ~ +100ºC **Protection:** IP65 **Seal material colors:** Black (other colors need consulting)		PG9	2~3.5 3.5~6 6~9	DLX-9-MSET DLX-9-MSEZ DLX-9-MSE	T3709090111-000 T3709090121-000 T3709090101-000
		PG11	6~8.5 8.5~11 11 ~13.5	DLX-11-MSET DLX-11-MSEZ DLX-11-MSE	T3709110111-000 T3709110121-000 T3709110101-000
		PG13.5	8.5~11 11~13.5 13.5~15	DLX-13-MSET DLX-13-MSEZ DLX-13-MSE	T3709130111-000 T3709130121-000 T3709130101-000
		PG16	9~12 12~14 14~16	DLX-16-MSET DLX-16-MSEZ DLX-16-MSE	T3709160111-000 T3709160121-000 T3709160101-000
		PG21	13.5~16 16~17.5 17.5~19	DLX-21-MSET DLX-21-MSEZ DLX-21-MSE	T3709210111-000 T3709210121-000 T3709210101-000
		PG29	17.5~21 21~22.5 22.5~25	DLX-29-MSET DLX-29-MSEZ DLX-29-MSE	T3709290111-000 T3709290121-000 T3709290101-000
		PG36	20~24 24~28 28~32	DLX-36-MSET DLX-36-MSEZ DLX-36-MSE	T3709360111-000 T3709360121-000 T3709360101-000
	M16 X 1.5		2~3.5 3.5~6 6~9	DLX-16-MET DLX-16-MEZ DLX-16-ME	T3709160112-000 T3709160122-000 T3709160102-000
	M20 X 1.5		8.5~11 11~13.5 13.5~15	DLX-20-MET DLX-20-MEZ DLX-20-ME	T3709200112-000 T3709200122-000 T3709200102-000
	M25 X 1.5		13.5~16 16~17.5 17.5~19 18~22	DLX-25-MET DLX-25-MEZ DLX-25-ME DLX-25-MEA	T3709250112-000 T3709250122-000 T3709250102-000 T3709250132-000
	M32 X 1.5		17.5~21 21~22.5 22.5~25	DLX-32-MET DLX-32-MEZ DLX-32-ME	T3709320112-000 T3709320122-000 T3709320102-000
	M40 X 1.5		20~24 24~28 28~32	DLX-40-MET DLX-40-MEZ DLX-40-ME	T3709400112-000 T3709400122-000 T3709400102-000
EMC cable glands					
 **Material:** Nickel plated brass **Press seal material:** PA **Seal material:** EPDM **Temperature range:** -40ºC ~ +100ºC **Protection:** IP68		PG9 PG11 PG13.5 PG16 PG21 PG29 PG36 PG42 PG48	4~8 5~10 6~12 10~14 13~18 18~25 22~32 32~38 37~44	DLX-9-MSC DLX-11-MSC DLX-13-MSC DLX-16-MSC DLX-21-MSC DLX-29-MSC DLX-36-MSC DLX-42-MSC DLX-48-MSC	T3707090101-000 T3706110113-000 T3707130101-000 T3707160101-000 T3707210101-000 T3707290101-000 T3707360101-000 T3707420101-000 T3707480101-000
	M16 X 1.5		2~6 4~8	DLX-16-MTC DLX-16-MC	T3707160113-000 T3609160103-000
	M20 X 1.5		5~9 6~12	DLX-20-MTC DLX-20-MC	T3707200113-Z00 T3706200103-000
	M25 X 1.5		9~16 13~18	DLX-25-MTC DLX-25-MC	T3707250113-000 T3609250103-000
	M32 X 1.5		13~20 18~25	DLX-32-MTC DLX-32-MC	T3707320113-000 T3609320103-000
	M40 X 1.5		20~26 22~32	DLX-40-MTC DLX-40-MC	T3707400113-000 T3706400103-000
	M50 X 1.5		25~31 32~38	DLX-50-MTC DLX-50-MC	T3707500113-000 T3707500103-000
	M63 X 1.5		29~35 37~44	DLX-63-MTC DLX-63-MC	T3707630113-000 T3707630103-000

All specifications subject to change. Consult TE Connectivity for latest design specifications.
Contact TE for assistance with any part number configuration.

Cable fittings and accessories

	Metr.	PG	Clamp range (mm)	Type	Part Number
Metal glands with multiple seal					
 **Material:** Nickel plated brass **Seal material:** NBR **Temperature range:** -40ºC ~ +100ºC **Protection:** IP65		PG9	5~10	DSM-9	T3201090101-000
		PG11	7~12	DSM-11	T3201110101-000
		PG13.5	7~12	DSM-13	T3201130101-000
		PG16	7~15	DSM-16	T3201160101-000
		PG21	10~19	DSM-21	T3201210101-000
		PG29	18~27	DSM-29	T3201290101-000
		PG36	24~32	DSM-36	T3201360101-000
		PG42	30~39	DSM-42	T3201420101-000
		PG48	36~45	DSM-48	T3201480101-000
	M12		5~10	DSM-12-M	T3201120102-000
	M16		6.5~10	DSM-16-M	T3201160102-000
	M20		8.5~13.5	DSM-20-M	T3201200102-000
	M25		13~20	DSM-25-M	T3201250102-000
	M32		19~28	DSM-32-M	T3201320102-000
	M40		24~34	DSM-40-M	T3201400102-000
	M50		34~40	DSM-50-M	T3201500102-000
	M63		39~46	DSM-63-M	T3201630102-000
Metal glands with multiple seal					
 **Material:** Nickel plated brass **Seal material:** NBR **Temperature range:** -40ºC ~ +100ºC **Protection:** IP54		PG9	8~10	DSM-9-S	T3211090101-000
		PG11	10~12	DSM-11-S	T3211110101-000
		PG13.5	12~14	DSM-13-S	T3211130101-000
		PG16	14~16	DSM-16-S	T3211160101-000
		PG21	17~19	DSM-21-S	T3211210101-000
		PG29	23~25	DSM-29-S	T3211290101-000
		PG36	33~35	DSM-36-S	T3211360101-000
		PG42	39~41	DSM-42-S	T3211420101-000
		PG48	45~47	DSM-48-S	T3211480101-000
	M12		5~7	DSM-12-SM	T3211120102-000
	M16		8~10	DSM-16-SM	T3211160102-000
	M20		10~12	DSM-20-SM	T3211200102-000
	M25		15~17	DSM-25-SM	T3211250102-000
	M32		24~26	DSM-32-SM	T3211320102-000
	M40		28~30	DSM-40-SM	T3211400102-000
	M50		39~41	DSM-50-SM	T3211500102-000
	M63		45~47	DSM-63-SM	T3211630102-000

	Metr.	PG	Clamp range (mm)	Type	Part Number
Metal glands with multiple seal					
 **Material:** Nickel plated brass **Seal material:** NBR **Temperature range:** -40ºC ~ +100ºC **Protection:** IP65		PG9	5~10	DCSM-9	T3101090101-000
		PG11	7~12	DCSM-11	T3101110101-000
		PG13.5	7~12	DCSM-13	T3101130101-000
		PG16	7~15	DCSM-16	T3101160101-000
		PG21	10~19	DCSM-21	T3101210101-000
		PG29	18~27	DCSM-29	T3101290101-000
		PG36	24~32	DCSM-36	T3101360101-000
		PG42	30~39	DCSM-42	T3101420101-000
		PG48	36~45	DCSM-48	T3101480101-000
	M12		5~10	DCSM-12-M	T3101120102-000
	M16		6.5~10	DCSM-16-M	T3101160102-000
	M20		8.5~13.5	DCSM-20-M	T3101200102-000
	M25		13~20	DCSM-25-M	T3101250102-000
	M32		19~28	DCSM-32-M	T3101320102-000
	M40		24~34	DCSM-40-M	T3101400102-000
	M50		34~40	DCSM-50-M	T3101500102-000
	M63		39~46	DCSM-63-M	T3101630102-000
Metal glands with multiple seal					
 **Material:** Nickel plated brass **Seal material:** NBR **Temperature range:** -40ºC ~ +100ºC **Protection:** IP54		PG9	8~10	DCSM-9-S	T3111090101-000
		PG11	10~12	DCSM-11-S	T3111110101-000
		PG13.5	12~14	DCSM-13-S	T3111130101-000
		PG16	14~16	DCSM-16-S	T3111160101-000
		PG21	17~19	DCSM-21-S	T3111210101-000
		PG29	23~25	DCSM-29-S	T3111290101-000
		PG36	33~35	DCSM-36-S	T3111360101-000
		PG42	39~41	DCSM-42-S	T3111420101-000
		PG48	45~47	DCSM-48-S	T3111480101-000
	M12		5~7	DCSM-12-SM	T3111120102-000
	M16		8~10	DCSM-16-SM	T3111160102-000
	M20		10~12	DCSM-20-SM	T3111200102-000
	M25		15~17	DCSM-25-SM	T3111250102-000
	M32		24~26	DCSM-32-SM	T3111320102-000
	M40		28~30	DCSM-40-SM	T3111400102-000
	M50		39~41	DCSM-50-SM	T3111500102-000
	M63		45~47	DCSM-63-SM	T3111630102-000

All specifications subject to change. Consult TE Connectivity for latest design specifications.
Contact TE for assistance with any part number configuration.

Cable fittings and accessories

	Metr.	PG	Clamp range (mm)	Type	Part Number
Multiple seal					
 **Seal material:** NBR **Temperature range:** -40ºC ~ +100ºC **Protection:** IP65		PG9	5~10	MSL-9	T3100090001-000
		PG11	7~12	MSL-11	T3100110101-000
		PG13.5	7~12	MSL-13	T3100130001-000
		PG16	7~15	MSL-16	T3100160001-000
		PG21	10~19	MSL-21	T3100210001-000
		PG29	18~27	MSL-29	T3100290001-000
		PG36	24~32	MSL-36	T3100360001-000
		PG42	30~39	MSL-42	T3100420001-000
		PG48	36~45	MSL-48	T3100480001-000
	M12		5~10	MSL-12-M	T3100120002-000
	M16		6.5~10	MSL-16-M	T3100160002-000
	M20		8.5~13.5	MSL-20-M	T3100200002-000
	M25		13~20	MSL-25-M	T3100250002-000
	M32		19~28	MSL-32-M	T3100320002-000
	M40		24~34	MSL-40-M	T3100400002-000
	M50		34~40	MSL-50-M	T3100500002-000
	M63		39~46	MSL-63-M	T3100630002-000
Normal seal					
 **Seal material:** NBR **Temperature range:** -40ºC ~ +100ºC **Protection:** IP54		PG9	8~10	SGL-9	T0910004109-000
		PG11	10~12	SGL-11	T0910004111-000
		PG13.5	12~14	SGL-13	T0910004113-000
		PG16	14~16	SGL-16	T0910004116-000
		PG21	17~19	SGL-21	T0910004121-000
		PG29	23~25	SGL-29	T0910004129-000
		PG36	33~35	SGL-36	T0910004136-000
		PG42	39~41	SGL-42	T0910004142-000
		PG48	45~47	SGL-48	T0910004148-000
	M12		5~7	SGL-12-M	T3300120002-000
	M16		8~10	SGL-16-M	T3300160002-000
	M20		10~12	SGL-20-M	T3300200002-000
	M25		15~17	SGL-25-M	T3300250002-000
	M32		24~26	SGL-32-M	T3300320102-000
	M40		28~30	SGL-40-M	T3300400002-000
	M50		39~41	SGL-50-M	T3300500002-000
	M63		45~47	SGL-63-M	T3300630002-000

	Metr.	PG	Clamp range (mm)	Type	Part Number
Metal clamp glands with multiple seal					
 **Material:** Nickel plated brass **Seal material:** NBR **Temperature range:** -40ºC ~ +100ºC **Protection:** IP65		PG9	6.5~10	ZSM-9	T3135090101-000
		PG11	7.5~12	ZSM-11	T3135110101-000
		PG13.5	8.5~13.5	ZSM-13	T3135130101-000
		PG16	10.5~16	ZSM-16	T3135160101-000
		PG21	13~20	ZSM-21	T3135210101-000
		PG29	19~28	ZSM-29	T3135290101-000
		PG36	24~34	ZSM-36	T3135360101-000
		PG42	34~40	ZSM-42	T3135420101-000
		PG48	39~46	ZSM-48	T3135480101-000
	M16		6.5~10	ZSM-16-M	T3135160121-000
	M20		7.5~12	ZSM-20-M	T3135200121-000
	M25		13~20	ZSM-25-M	T3135250121-000
	M32		19~28	ZSM-32-M	T3135320121-000
	M40		24~34	ZSM-40-M	T3135400121-000
	M50		34~40	ZSM-50-M	T3135500121-000
	M63		39~46	ZSM-63-M	T3135630121-000
Metal clamp glands with normal seal					
 **Material:** Nickel plated brass **Seal material:** NBR **Temperature range:** -40ºC ~ +100ºC **Protection:** IP54		PG7	6~8	ZSM-7-S	T3115070101-000
		PG9	8~10	ZSM-9-S	T3115090101-000
		PG11	10~12	ZSM-11-S	T3115110101-000
		PG13.5	12~14	ZSM-13-S	T3115130101-000
		PG16	14~16	ZSM-16-S	T3115160101-000
		PG21	17~19	ZSM-21-S	T3115210101-000
		PG29	26~28	ZSM-29-S	T3115290101-000
		PG36	33~35	ZSM-36-S	T3115360101-000
		PG42	39~41	ZSM-42-S	T3115420101-000
		PG48	43~45	ZSM-48-S	T3115480101-000
	M12		6~8	ZSM-12-SM	T3115120121-000
	M16		8~12	ZSM-16-SM	T3115160121-000
	M20		10~12	ZSM-20-SM	T3115200121-000
	M25		12~14	ZSM-25-SM	T3115250121-000
	M32		17~19	ZSM-32-SM	T3115320121-000
	M40		25~27	ZSM-40-SM	T3115400121-000
	M50		39~41	ZSM-50-SM	T3115500121-000
	M63		43~45	ZSM-63-SM	T3115630121-000

All specifications subject to change. Consult TE Connectivity for latest design specifications.
Contact TE for assistance with any part number configuration.

Cable fittings and accessories

	Metr.	PG	Clamp range (mm)	Type	Part Number
Metal clamp glands					
		PG7	5.5~8	KSM-7-MS	T3105070101-000
		PG9	6.5~10	KSM-9-MS	T3105090101-000
		PG11	7.5~12	KSM-11-MS	T3105110101-000
		PG13.5	8.5~14	KSM-13-MS	T3105130101-000
		PG16	9.5~16	KSM-16-MS	T3105160101-000
		PG21	12~21	KSM-21-MS	T3105210101-000
		PG29	19~30	KSM-29-MS	T3105290101-000
		PG36	25~37	KSM-36-MS	T3105360101-000
		PG42	31~43	KSM-42-MS	T3105420101-000
		PG48	35~48	KSM-48-MS	T3105480101-000
Material: Nickel plated brass	M12		5~7.5	KSM-12-M	T3105120121-000
Temperature range: -40ºC ~ +100ºC	M16		7~10	KSM-16-M	T3105160121-000
	M20		10~14	KSM-20-M	T3105200121-000
	M25		12~21.5	KSM-25-M	T3105250121-000
	M32		16~27	KSM-32-M	T3105320121-000
	M40		23~33	KSM-40-M	T3105400121-000
	M50		25~38.5	KSM-50-M	T3105500121-000
	M63		39~46	KSM-63-M	T3105630121-000
Metal flexible tube fittings					
		PG11	Ø6	NTC-11-MS	T3510111201-000
		PG13.5	Ø8	NTC-13-MTS	T3510130124-000
		PG13.5	Ø10	NTC-13-MS	T3510130114-000
		PG13.5	Ø12	NTC-13-MES	T3510130134-000
		PG16	Ø10	NTC-16-MTS	T3510160124-000
		PG16	Ø12	NTC-16-MS	T3510160114-000
		PG16	Ø16	NTC-16-MES	T3510161501-000
		PG21	Ø16	NTC-21-MTS	T3510210124-000
		PG21	Ø20	NTC-21-MS	T3510212001-000
		PG29	Ø20	NTC-29-MTS	T3510290124-000
Material: Zinc alloy		PG29	Ø25	NTC-29-MS	T3510292501-000
Seal material: PA		PG36	Ø32	NTC-36-MS	T3510363201-000
Temperature range: -40ºC ~ +100ºC		PG42	Ø38	NTC-42-MS	T3510420114-000
Protection: IP40-IP65		PG48	Ø51	NTC-48-MS	T3510480114-000
	M12 X 1.5		Ø6	NTC-12-M	T3510120124-000
	M16 X 1.5		Ø8	NTC-16-MT	T3510161002-000
	M16 X 1.5		Ø10	NTC-16-M	T3510160102-000
	M16 X 1.5		Ø12	NTC-16-ME	T3510160122-000
	M20 X 1.5		Ø10	NTC-20-MT	T3510201602-000
	M20 X 1.5		Ø12	NTC-20-M	T3510201202-000
	M20 X 1.5		Ø16	NTC-20-MT	T3510201502-000
	M25 X 1.5		Ø16	NTC-25-MT	T3510251502-000
	M25 X 1.5		Ø20	NTC-25-M	T3510252002-000
	M32 X 1.5		Ø20	NTG-32-MT	T3510320112-000
	M32 X 1.5		Ø25	NTC-32-M	T3510322002-000
	M40 X 1.5		Ø32	NTC-40-M	T3510403202-000
	M50 X 1.5		Ø38	NTC-50-M	T3510500102-000
	M63 X 1.5		Ø51	NTC-63-M	T3510635102-000

Cable fittings and accessories

	Metr.	PG	Clamp range (mm)	Type	Part Number
Nylon flexible tube fittings					
 **Material:** PA **Temperature range:** -40ºC ~ +100ºC **Protection:** IP65		PG7	AD 10.0	NTC-7-PMS	T3511070701-000
		PG9	AD 13.0	NTC-9-PMS	T3511091001-000
		PG11	AD 15.8	NTC-11-PMS	T3511111201-000
		PG13.5	AD 18.5	NTC-13-PMES	T3511131401-000
		PG13.5	AD 21.2	NTC-13-PMZS	T3511131401-001
		PG16	AD 21.2	NTC-16-PMS	T3511161701-000
		PG21	AD 28.5	NTC-21-PMS	T3511212301-000
		PG29	AD 34.5	NTC-29-PMS	T3511292901-000
		PG36	AD 42.5	NTC-36-PMS	T3511363601-000
		PG42	AD 54.5	NTC-42-PMS	T3511424301-000
		PG48	AD 54.5	NTC-48-PMS	T3511484801-000
	M10 X 1.5		AD 10.0	NTC-10-PM	T3511100602-000
	M12 X 1.5		AD 10.0	NTC-12-PMT	T3511120702-000
	M12 X 1.5		AD 13.0	NTC-12-PM	T3511120702-001
	M16 X 1.5		AD 13.0	NTC-16-PMT	T3511161002-000
	M16 X 1.5		AD 15.8	NTC-16-PM	T3511161202-000
	M20 X 1.5		AD 18.5	NTC-20-PMT	T3511201402-000
	M20 X 1.5		AD 21.2	NTC-20-PM	T3511201702-000
	M25 X 1.5		AD 21.2	NTC-25-PMT	T3511251702-000
	M25 X 1.5		AD 25.8	NTC-25-PM	T3511252002-000
	M25 X 1.5		AD 28.5	NTC-25-PME	T3511252302-000
	M32 X 1.5		AD 28.5	NTC-32-PMT	T3511322302-000
	M32 X 1.5		AD 31.5	NTC-32-PM	T3511322602-000
	M32 X 1.5		AD 34.5	NTC-32-PME	T3511322902-000
	M40 X 1.5		AD 34.5	NTC-40-PMT	T3511402802-000
	M40 X 1.5		AD 42.5	NTC-40-PM	T3511403602-000
	M50 X 1.5		AD 42.5	NTC-50-PMT	T3511503502-000
	M50 X 1.5		AD 54.5	NTC-50-PM	T3511504802-000
	M63 X 1.5		AD 54.5	NTC-63-PM	T3511634802-000
Nylon blind plugs					
 **Material:** PA **Temperature range:** -20ºC ~ +70ºC **Protection:** IP65		PG9		DN-9-P	T3169090101-000
		PG11		DN-11-P	T3169110101-000
		PG13.5		DN-13-P	T3169130101-000
		PG16		DN-16-P	T3169160101-000
		PG21		DN-21-P	T3169210101-000
		PG29		DN-29-P	T3169290101-000
		PG36		DN-36-P	T3169360101-000
		PG42		DN-42-P	T3169420101-000
		PG48		DN-48-P	T3169480101-000
	M12		5-7.5	DN-12-PM	T3169120121-000
	M16		7-10	DN-16-PM	T3169160111-000
	M20		10-14	DN-20-PM	T3169200111-000
	M25		12-21.5	DN-25-PM	T3169250111-000
	M32		16-27	DN-32-PM	T3169320111-000
	M40		23-33	DN-40-PM	T3169400111-000
	M50		25-38.5	DN-50-PM	T3169500111-000
	M63		39-46	DN-63-PM	T3169630111-000

All specifications subject to change. Consult TE Connectivity for latest design specifications.
Contact TE for assistance with any part number configuration.

Cable fittings and accessories

	Metr.	PG	Type	Part Number
Metal blind plugs				
 **Material:** Nickel plated brass **Temperature range:** -40ºC ~ +100ºC **Protection:** IP65		PG7	BLIND-7-MS	T3165070101-000
		PG9	BLIND-9-MS	T3165090101-000
		PG11	BLIND-11-MS	T3165110101-000
		PG13.5	BLIND-13-MS	T3165130101-000
		PG16	BLIND-16-MS	T3165160101-000
		PG21	BLIND-21-MS	T3165210101-000
		PG29	BLIND-29-MS	T3165290101-000
		PG36	BLIND-36-MS	T3165360101-000
		PG42	BLIND-42-MS	T3165420101-000
		PG48	BLIND-48-MS	T3165480101-000
	M12 X 1.5		BLIND-12-M	T3165120111-000
	M16 X 1.5		BLIND-16-M	T3165160111-000
	M20 X 1.5		BLIND-20-M	T3165200111-000
	M25 X 1.5		BLIND-25-M	T3165250111-000
	M32 X 1.5		BLIND-32-M	T3165320111-000
	M40 X 1.5		BLIND-40-M	T3165400111-000
	M50 X 1.5		BLIND-50-M	T3165500111-000
	M63 X 1.5		BLIND-63-M	T3165630111-000
Nylon blind plugs				
 **Material:** PA **Temperature range:** -40ºC ~ +100ºC **Protection:** IP65		PG7	BLIND-7-P	T3166070101-000
		PG9	BLIND-9-P	T3166090101-000
		PG11	BLIND-11-P	T3166110101-000
		PG13.5	BLIND-13-P	T3166130101-000
		PG16	BLIND-16-P	T3166160101-000
		PG21	BLIND-21-P	T3166210101-000
		PG29	BLIND-29-P	T3166290101-000
		PG36	BLIND-36-P	T3166360101-000
		PG42	BLIND-42-P	T3166420101-000
		PG48	BLIND-48-P	T3166480101-000
	M12 X 1.5		BLIND-12-PM	T3166120111-000
	M16 X 1.5		BLIND-16-PM	T3166160111-000
	M20 X 1.5		BLIND-20-PM	T3166200111-000
	M25 X 1.5		BLIND-25-PM	T3166250111-000
	M32 X 1.5		BLIND-32-PM	T3166320111-000
	M40 X 1.5		BLIND-40-PM	T3166400111-000
	M50 X 1.5		BLIND-50-PM	T3166500111-000
	M63 X 1.5		BLIND-63-PM	T3166630111-000

	Metr.	PG	Type	Part Number
Metal blind plugs				
 **Material:** Nickel plated brass **Temperature range:** -40ºC ~ +100ºC **Protection:** IP65		PG7	BLIND-7-HMS	T3165070201-000
		PG9	BLIND-9-HMS	T3165090201-000
		PG11	BLIND-11-HMS	T3165110201-000
		PG13.5	BLIND-13-HMS	T3165130201-000
		PG16	BLIND-16-HMS	T3165160201-000
		PG21	BLIND-21-HMS	T3165210201-000
		PG29	BLIND-29-HMS	T3165290201-000
		PG36	BLIND-36-HMS	T3165360201-000
		PG42	BLIND-42-HMS	T3165420201-000
		PG48	BLIND-48-HMS	T3165480201-000
	M12 X 1.5		BLIND-12-HM	T3165120211-000
	M16 X 1.5		BLIND-16-HM	T3165160211-000
	M20 X 1.5		BLIND-20-HM	T3165200211-000
	M25 X 1.5		BLIND-25-HM	T3165250211-000
	M32 X 1.5		BLIND-32-HM	T3165320211-000
	M40 X 1.5		BLIND-40-HM	T3165400211-000
	M50 X 1.5		BLIND-50-HM	T3165500211-000
	M63 X 1.5		BLIND-63-HM	T3165630211-000

All specifications subject to change. Consult TE Connectivity for latest design specifications.
Contact TE for assistance with any part number configuration.

Cable fittings and accessories

	Metr.	PG	Type	Part Number
Metal lock units				
 **Material:** Nickel plated brass **Temperature range:** -40ºC ~ +100ºC		PG7	LN-7-MS	T3161070001-000
		PG9	LN-9-MS	T3161090001-000
		PG11	LN-11-MS	T3161110001-000
		PG13.5	LN-13-MS	T3161130001-000
		PG16	LN-16-MS	T3161160001-000
		PG21	LN-21-MS	T3161210001-000
		PG29	LN-29-MS	T3161290001-000
		PG36	LN-36-MS	T3161360001-000
		PG42	LN-42-MS	T3161420001-000
		PG48	LN-48-MS	T3161480001-000
	M12 X 1.5		LN-12-M	T3161120050-000
	M16 X 1.5		LN-16-M	T3161160050-000
	M20 X 1.5		LN-20-M	T3161200050-000
	M25 X 1.5		LN-25-M	T3161250050-000
	M32 X 1.5		LN-32-M	T3161320050-000
	M40 X 1.5		LN-40-M	T3161400050-000
	M50 X 1.5		LN-50-M	T3161500050-000
	M63 X 1.5		LN-63-M	T3161630050-000
Nylon lock units				
 **Material:** PA **Temperature range:** -40ºC ~ +100ºC		PG7	LN-7-P	T3262070001-000
		PG9	LN-9-P	T3262090001-000
		PG11	LN-11-P	T3262110001-000
		PG13.5	LN-13-P	T3262130001-000
		PG16	LN-16-P	T3262160001-000
		PG21	LN-21-P	T3262210001-000
		PG29	LN-29-P	T3262290001-000
		PG36	LN-36-P	T3262360001-000
		PG42	LN-42-P	T3262420001-000
		PG48	LN-48-P	T3262480001-000
	M12 X 1.5		LN-12-PM	T3262120050-000
	M16 X 1.5		LN-16-PM	T3262160050-000
	M20 X 1.5		LN-20-PM	T3262200050-000
	M25 X 1.5		LN-25-PM	T3262250050-000
	M32 X 1.5		LN-32-PM	T3262320050-000
	M40 X 1.5		LN-40-PM	T3262400050-000
	M50 X 1.5		LN-50-PM	T3262500050-000
	M63 X 1.5		LN-63-PM	T3262630050-000

	Metr.	PG	Type	Part Number
Metal increasers				
 **Material:** Nickel plated brass **Temperature range:** -40ºC ~ +100ºC		PG7-PG9	INCR-7/9-PG	T3033070901-000
		PG9-PG11	INCR-9/11-PG	T3033091101-000
		PG11-PG13.5	INCR-11/13-PG	T3033111301-000
		PG11-PG16	INCR-11/16-PG	T3033111601-000
		PG13.5-PG16	INCR-13/16-PG	T3033131601-000
		PG13.5-PG21	INCR-13/21-PG	T3033132101-000
		PG16-PG21	INCR-16/21-PG	T3033162101-000
		PG21-PG29	INCR-21/29-PG	T3033212901-000
		PG29-PG36	INCR-29/36-PG	T3033293601-000
		PG36-PG42	INCR-36/42-PG	T3033364201-000
	M16-M20		INCR-16/20-M	T3033162050-000
	M20-M25		INCR-20/25-M	T3033202550-000
	M25-M32		INCR-25/32-M	T3033253250-000
	M32-M40		INCR-32/40-M	T3033324050-000
	M40-M50		INCR-40/50-M	T3033405050-000
	M50-M63		INCR-50/63-M	T3033506350-000
Metal reducers				
 **Material:** Nickel plated brass **Temperature range:** -40ºC ~ +100ºC		PG9-PG7	REDU-9/7-PG	T3071090701-000
		PG11-PG7	REDU-11/7-PG	T3071110701-000
		PG13.5-PG9	REDU-13/9-PG	T3071130901-000
		PG13.5-PG11	REDU-13/11-PG	T3071131101-000
		PG16-PG9	REDU-16/9-PG	T3071160901-000
		PG16-PG11	REDU-16/11-PG	T3071161101-000
		PG16-PG13.5	REDU-16/13-PG	T3071161301-000
		PG21-PG11	REDU-21/11-PG	T3071211101-000
		PG21-PG13.5	REDU-21/13-PG	T3071211301-000
		PG21-PG16	REDU-21/16-PG	T3071211601-000
		PG29-PG16	REDU-29/16-PG	T3071291601-000
		PG29-PG21	REDU-29/21-PG	T3071292101-000
		PG36-PG21	REDU-36/21-PG	T3071362101-000
		PG36-PG29	REDU-36/29-PG	T3071362901-000
		PG42-PG29	REDU-42/29-PG	T3071422901-000
		PG42-PG36	REDU-42/36-PG	T3071423601-000
		PG48-PG36	REDU-48/36-PG	T3071483601-000
		PG48-PG42	REDU-48/42-PG	T3071484201-000
	M16-M12		REDU-16/12-M	T3071161250-000
	M20-M12		REDU-20/12-M	T3071201250-000
	M20-M16		REDU-20/16-M	T3071201650-000
	M25-M20		REDU-25/20-M	T3071252050-000
	M32-M20		REDU-32/20-M	T3071322050-000
	M32-M25		REDU-32/25-M	T3071322550-000
	M40-M25		REDU-40/25-M	T3071402550-000
	M40-M32		REDU-40/32-M	T3071403250-000
	M50-M32		REDU-50/32-M	T3071503250-000
	M50-M40		REDU-50/40-M	T3071504050-000
	M63-M40		REDU-63/40-M	T3071634050-000
	M63-M50		REDU-63/50-M	T3071635050-000

All specifications subject to change. Consult TE Connectivity for latest design specifications.
Contact TE for assistance with any part number configuration.

Cable fittings and accessories

			Type	Dimension	Part Number
Cable clamper					
 **Material:** Metal **Protection:** IP65			BK 14	12~14	T1918121400-000
			BK 18	14~18	T1918121800-000
			BK 22	18~22	T1922182200-000
			BK 26	22~26	T1926222600-000
			BK 32	26~32	T1932263200-000
			BK 34	30~34	T1934303400-000
			BK 38	34~38	T1912063800-000
			BK 42	38~42	T1942384200-000
			BK 48	42~48	T1912064800-000
			BK 52	48~52	T1912065200-000
			BK 56	52~56	T1912065600-000
			BK 60	56~60	T1912066000-000
			BK 64	60~64	T1964566400-000
C-Type rail	T 19 0000 0000-000	rail adaptor system	BK 70	64~70	T1970667000-000
Cable clamper					
Direct installation yokes			SKT3-8SC	3-8	T3920030801-000
			SKT4-13SC	4-13.5	T3920041301-000
			SKT10-20SC	10-20	T3920102001-000
			SKT15-32SC	15-32	T3920153201-000
Direct rail mounting			SKTP3-8SC	3-8	T3930030801-000
			SKTP4-13SC	4-13.5	T3930041301-000
			SKTP10-20SC	10-20	T3930102001-000
			SKTP15-32SC	15-32	T3930153201-000
Mounting rails			SKT2-6	2-6	T3910020601-000
			SKT3-8	3-8	T3910030801-000
			SKT4-13.5	4-13.5	T3910041301-000
			SKT10-20	10-20	T3910102001-000
Quick installation yokes			SKT15-32	15-32	T3910153201-000
			QSKT 1-6	1.5-6.5	T3930010600-000
			QSKT 5-11	5-11	T3930051100-000
			QSKT 10-17	10-17	T3930101700-000

	Type	Dimension	Type	Part Number
Clips				
 **Material:** Stainless steel **Temperature range:** -40ºC ~ +105ºC	AD10	10	Clip-06	T3310010000-000
	AD13	13	Clip-09	T3310013000-000
	AD15.8	15	Clip-11	T3310015000-000
	AD21.2	22	Clip-16	T3310022000-000
	AD28.5	28	Clip-21	T3310028000-000
	AD34.5	34	Clip-29	T3310034000-000
	AD42.5	40	Clip-36	T3310040000-000
	AD54.5	54	Clip-48	T3310054000-000
	AD80	79	Clip-70	T3310079000-000
	AD106	105	Clip-95	T3310105000-000

Cable fittings and accessories

	Metr.	PG	Clamp range	Type	Part Number
Metal cable gland					
 **Material:** Nickel plated brass **Press seal material:** PA **Seal material:** NBR **Temperature range:** -40ºC ~ +100ºC **Protection:** IP68		PG7	2~5 3~6.5	DLX-7-NMTS DLX-7-NMS	T3629070111-000 T3629070101-000
		PG9	2~6 4~8	DLX-9-NMTS DLX-9-NMS	T3629090111-000 T3629090101-000
		PG11	3~7 5~10	DLX-11-NMTS DLX-11-NMS	T3629110111-000 T3629110101-000
		PG13.5	5~9 6~12	DLX-13-NMTS DLX-13-NMS	T3629130111-000 T3629130101-000
		PG16	7~12 10~14	DLX-16-NMTS DLX-16-NMS	T3629160111-000 T3629160101-000
		PG21	9~16 13~18	DLX-21-NMTS DLX-21-NMS	T3629210111-000 T3629210101-000
		PG29	13~20 18~25	DLX-29-NMTS DLX-29-NMS	T3629290111-000 T3629290101-000
		PG36	20~26 22~32	DLX-36-NMTS DLX-36-NMS	T3629360111-000 T3629360101-000
		PG42	25~31 32~38	DLX-42-NMTS DLX-42-NMS	T3629420111-000 T3629420101-000
		PG48	29~35 37~44	DLX-48-NMTS DLX-48-NMS	T3629480111-000 T3629480101-000
	M12 X 1.5		2~5 3~6.5	DLX-12-NMT DLX-12-NM	T3629120112-000 T3629120102-000
	M16 X 1.5		2~6 4~8	DLX-16-NMT DLX-16-NM	T3629160112-000 T3629160102-000
	M20 X 1.5		5~9 6~12	DLX-20-NMT DLX-20-NM	T3629200112-000 T3629200102-000
	M25 X 1.5		9~16 13~18	DLX-25-NMT DLX-25-NM	T3629250112-000 T3629250102-000
	M32 X 1.5		13~20 18~25	DLX-32-NMT DLX-32-NM	T3629320112-000 T3629320102-000
	M40 X 1.5		20~26 22~32	DLX-40-NMT DLX-40-NM	T3629400112-000 T3629400102-000
	M50 X 1.5		25~31 32~38	DLX-50-NMT DLX-50-NM	T3629500112-000 T3629500102-000
	M63 X 1.5		29~35 37~44	DLX-63-NMT DLX-63-NM	T3629630112-000 T3629630102-000
Angled metal cable glands					
 **Material:** Nickel plated brass **Temperature range:** -40ºC ~ +100ºC **Protection:** IP68	M16 X 1.5 M20 X 1.5 M25 X 1.5 M32 X 1.5 M40 X 1.5	PG11 PG13.5 PG16 PG21 PG29 PG36	Ø11 Ø14 Ø16 Ø18 Ø21 Ø31 Ø12 Ø15.5 Ø20.5 Ø27.5 Ø34.5	STUD-9-MS STUD-11-MS STUD-13-MS STUD-16-MS STUD-21-MS STUD-29-MS STUD-16-M STUD-20-M STUD-25-M STUD-32-M STUD-40-M	T3265090901-000 T3265111101-000 T3265131301-000 T3265160101-000 T3265212101-000 T3265292901-000 T3265161611-000 T3265202011-000 T3265252511-000 T3265252511-000 T3265404011-000

All specifications subject to change. Consult TE Connectivity for latest design specifications.
Contact TE for assistance with any part number configuration.

Cable fittings and accessories

	Metr.	PG	Clamp range	Type	Part Number
Metal cable gland					
 **Material:** Nickel plated brass **Seal material:** NBR **Temperature range:** -30ºC ~ +100ºC **Protection:** IP55		PG7	6~8	VSM-7-MS	T3105070101-000
		PG9	5~10	VSM-9-MS	T3105090101-000
		PG11	7~12	VSM-11-MS	T3105110101-000
		PG13.5	7~12	VSM-13-MS	T3105130101-000
		PG16	7~15	VSM-16-MS	T3105160101-000
		PG21	10~19	VSM-21-MS	T3105210101-000
		PG29	18~27	VSM-29-MS	T3105290101-000
		PG36	24~32	VSM-36-MS	T3105360101-000
		PG42	30~39	VSM-42-MS	T3105420101-000
		PG48	36~45	VSM-48-MS	T3105480101-000
	M12 X 1.5		4.5~7	VSM-12-M	T3105120021-000
	M16 X 1.5		6.5~9	VSM-16-M	T3105160021-000
	M20 X 1.5		6.5~9	VSM-20-M	T3105200021-000
	M20 X 1.5		6~11.5	VSM-20T-M	T3105200121-000
	M25 X 1.5		8~13	VSM-25-M	T3105250021-000
	M25 X 1.5		12.5~18	VSM-25T-M	T3105250121-000
	M32 X 1.5		17~26	VSM-32-M	T3105320021-000
	M40 X 1.5		17~26	VSM-40-M	T3105400021-000
	M50 X 1.5		27~32	VSM-50-M	T3105500021-000
	M50 X 1.5		35~38.5	VSM-50T-M	T3105500121-000
	M63 X 1.5		38~44	VSM-63-M	T3105630021-000
Extender					
 **Material:** Nickel plated brass **Temperature range:** -40ºC ~ +100ºC		PG11		STUD-PG11	T3333111112-000
		PG13.5		STUD-PG13.5	T3333131312-000
		PG16		STUD-PG16	T3333161612-000
		PG21		STUD-PG21	T3333212112-000
		PG29		STUD-PG29	T3333292912-000
		PG36		STUD-PG36	T3333363612-000
	M12 X 1.5			STUD-M12	T3333121211-000
	M16 X 1.5			STUD-M16	T3333161611-000
	M20 X 1.5			STUD-M20	T3333202011-000
	M25 X 1.5			STUD-M25	T3333252511-000
	M32 X 1.5			STUD-M32	T3333323211-000
	M40 X 1.5			STUD-M40	T3333404011-000
	M50 X 1.5			STUD-M50	T3333505011-000
	M63 X 1.5			STUD-M63	T3333636311-000

Cable fittings and accessories

	Metr.	PG	Type	Part Number
Inside and outside thread adapter				
 **Material:** Nickel plated brass **Temperature range:** -40ºC ~ +100ºC		PG11	STUD-PG11	T3333111102-000
		PG13.5	STUD-PG13.5	T3333131302-000
		PG16	STUD-PG16	T3333161602-000
		PG21	STUD-PG21	T3333212102-000
		PG29	STUD-PG29	T3333292902-000
		PG36	STUD-PG36	T3333363602-000
	M12 X 1.5		STUD-M12	T3333121201-000
	M16 X 1.5		STUD-M16	T3333161601-000
	M20 X 1.5		STUD-M20	T3333202001-000
	M25 X 1.5		STUD-M25	T3333252501-000
	M32 X 1.5		STUD-M32	T3333323201-000
	M40 X 1.5		STUD-M40	T3333404001-000
	M50 X 1.5		STUD-M50	T3333505001-000
	M63 X 1.5		STUD-M63	T3333636301-000
Cable gland clamps				
 **Material:** Nickel plated brass **Temperature range:** -30ºC ~ +100ºC **Protection:** IP65			WSM-16-MS	T3125160111-000
			WSM-21-MS	T3125210111-000
			WSM-32-M	T3125320001-000

All specifications subject to change. Consult TE Connectivity for latest design specifications.
Contact TE for assistance with any part number configuration.

Housings mounting dimensions

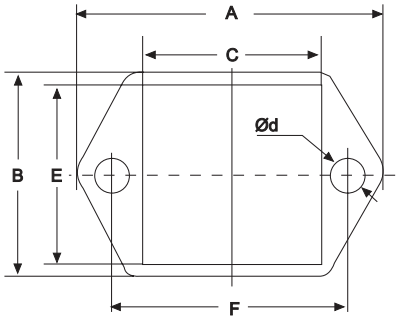

H3A housing

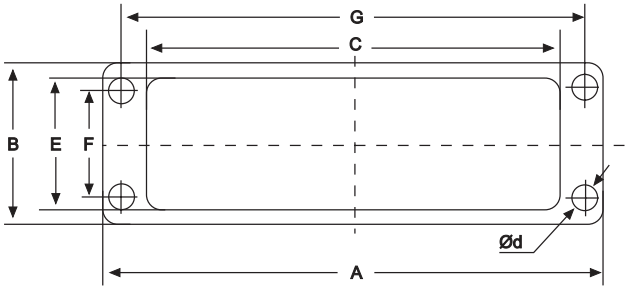

H10A, H16A, H32A/HA series housings
H6B, H10B, H16B, H24B, H32B,
H48B/HB series housings

Shell type	Mounted type	Dimensions (mm)						
		A	B	C	E	F	G	Ød
H3A	Bulkhead	40	28	21	21	30	-	3.2
	Surface	40	28	-	-	30	-	3.2
H10A	Bulkhead	81	29.5	57.5	24	17.5	70	3.4
	Surface	80	50	-	-	40	48	4.5
H16A	Bulkhead	96	29.5	73.7	24	17.5	86	3.4
	Surface	96	50	-	-	40	64	4.5
H32A	Bulkhead	102	56	74.2	48.4	42	92	4.4
	Surface	106	57	-	-	46	94	5.5
H6B	Bulkhead	80	43	52.2	35	32	70	4.4
	Surface	82	52	-	-	40	70	5.5
H10B	Bulkhead	93	43	65.2	35	32	83	4.3
	Surface	94	52	-	-	40	82	5.5
H16B	Bulkhead	113	43	85.5	35	32	103	4.3
	Surface	117	57	-	-	45	105	5.5
H24B	Bulkhead	140	43	112.2	35	32	130	4.3
	Surface	144	57	-	-	45	132	5.5
H32B	Bulkhead	124	79	85.5	71	65	110	5.4
	Surface	124.5	81	-	-	67	112	5.4
H48B	Bulkhead	165	90	124	82	70	148	6.4
	Surface	132	120	-	-	106	111	6.5

Part Number	Page
0-0163083-7	111
0-0164160-4	111
0-0164161-4	111
0-0164161-9	111
0-0166824-2	111
0-1102192-1	100
0-1102192-1	153
0-1102192-1	268
0-1102192-1	273
0-1102192-1	295
0-1102192-2	100
0-1102192-2	153
0-1102192-2	268
0-1102192-2	273
0-1102192-2	295
0-1102792-1	99
0-1102792-1	152
0-1102792-1	266
0-1102792-1	293
0-1102836-1	100
0-1102836-1	153
0-1102836-1	268
0-1102836-1	273
0-1102836-1	295
0-1102836-2	100
0-1102836-2	153
0-1102836-2	268
0-1102836-2	273
0-1102836-2	295
0-1102837-1	100
0-1102837-1	153
0-1102837-1	268
0-1102837-1	273
0-1102837-1	295
0-1102837-2	100
0-1102837-2	153
0-1102837-2	268
0-1102837-2	273
0-1102837-2	295
0-1102838-1	100
0-1102838-1	153
0-1102838-1	268
0-1102838-1	273
0-1102838-1	295
0-1102838-2	100
0-1102838-2	153
0-1102838-2	268
0-1102838-2	273
0-1102838-2	295
0-1102839-1	100
0-1102839-1	153
0-1102839-1	268
0-1102839-1	273
0-1102839-1	295
0-1102839-2	100
0-1102839-2	153
0-1102839-2	268
0-1102839-2	273
0-1102839-2	295
0-1102839-3	100
0-1102839-3	153
0-1102839-3	268
0-1102839-3	273
0-1102839-3	295
0-1102839-4	100
0-1102839-4	153
0-1102839-4	268
0-1102839-4	295
0-1102839-4	273
0-1102839-5	273
0-1102839-6	273
0-1102840-1	100
0-1102840-1	153
0-1102840-1	268
0-1102840-1	273
0-1102840-1	295
0-1102840-2	100
0-1102840-2	153
0-1102840-2	268
0-1102840-2	273
0-1102840-2	295
0-1102840-3	100
0-1102840-3	153
0-1102840-3	268
0-1102840-3	273
0-1102840-3	295
0-1102840-4	100
0-1102840-4	153
0-1102840-4	268
0-1102840-4	273
0-1102840-4	295
0-1102855-1	111
0-1102855-6	111
0-1102877-1	44
0-1102877-2	44
0-1102879-1	45
0-1102879-2	45
0-1102942-1	123
0-1102983-1	99
0-1102983-1	152
0-1102983-1	266
0-1102983-1	293
0-1103072-1	194
0-1103072-2	194
0-1103073-3	193
0-1103073-4	193
0-1103074-1	196
0-1103074-2	196
0-1103074-3	196
0-1103074-4	196
0-1103074-5	196
0-1103074-6	196
0-1103091-1	189
0-1103092-1	195
0-1103092-2	195
0-1103092-3	195
0-1103092-4	195
0-1103092-5	195
0-1103092-8	195
0-1103092-9	195
0-1106258-3	296
0-1106258-4	296
0-1106259-3	296
0-1106259-4	296
0-1106401-2	36
0-1106401-2	59
0-1106401-2	188
0-1106401-3	36
0-1106401-3	59
0-1106401-3	188
0-1106401-4	36
0-1106401-4	59
0-1106401-4	188
0-1106402-2	35
0-1106402-2	58
0-1106402-2	187
0-1106402-3	35
0-1106402-3	58
0-1106402-3	187
0-1106407-1	36
0-1106407-1	59
0-1106407-1	188
0-1106407-2	36
0-1106407-2	59
0-1106407-2	188
0-1106408-1	35
0-1106408-1	58
0-1106408-1	187
0-1106408-2	35
0-1106408-2	58
0-1106408-2	187
0-1106408-3	35
0-1106408-3	58
0-1106408-3	187
0-1106413-3	123
0-1106415-2	123
0-1106416-3	73
0-1106416-3	122
0-1106416-4	73
0-1106416-4	122
0-1106424-1	123
0-1106424-2	123
0-1106425-1	73
0-1106425-1	122
0-1106425-2	73
0-1106425-2	122
0-1106425-3	73
0-1106425-3	122

All specifications subject to change. Consult TE Connectivity for latest design specifications.
Contact TE for assistance with any part number configuration.

Part Number	Page
0-1106425-4	73
0-1106425-4	122
0-1106425-6	73
0-1106425-6	122
0-1106426-2	81
0-1106426-2	132
0-1106426-2	243
0-1106426-2	267
0-1106426-2	274
0-1106427-3	80
0-1106427-3	131
0-1106427-3	242
0-1106427-4	80
0-1106427-4	131
0-1106427-4	242
0-1106427-4	274
0-1106435-1	81
0-1106435-1	132
0-1106435-1	243
0-1106435-1	267
0-1106436-1	80
0-1106436-1	131
0-1106436-1	242
0-1106436-2	80
0-1106436-2	131
0-1106436-2	242
0-1106436-3	80
0-1106436-3	131
0-1106436-3	242
0-1106436-4	80
0-1106436-4	131
0-1106436-4	242
0-1106436-5	80
0-1106436-5	131
0-1106436-5	242
0-1106436-6	80
0-1106436-6	131
0-1106436-6	242
0-1106443-1	90
0-1106443-1	142
0-1106443-1	177
0-1106443-1	257
0-1106444-1	89
0-1106444-1	141
0-1106444-1	176
0-1106444-1	256
0-1106444-2	89
0-1106444-2	141
0-1106444-2	176
0-1106444-2	256
0-1106445-2	90
0-1106445-2	142
0-1106445-2	177
0-1106445-2	257
0-1106446-3	89
0-1106446-3	141
0-1106446-3	176
0-1106446-3	256
0-1106446-4	89
0-1106446-4	141
0-1106446-4	176
0-1106446-4	256
0-1106453-1	90
0-1106453-1	142
0-1106453-1	177
0-1106453-1	257
0-1106454-1	89
0-1106454-1	141
0-1106454-1	176
0-1106454-1	256
0-1106454-2	89
0-1106454-2	141
0-1106454-2	176
0-1106454-2	256
0-1106460-2	98
0-1106460-2	151
0-1106460-2	294
0-1106461-3	99
0-1106461-3	152
0-1106461-3	266
0-1106461-3	293
0-1106461-4	99
0-1106461-4	152
0-1106461-4	266
0-1106461-4	293
0-1106461-8	99
0-1106461-8	152
0-1106461-8	266
0-1106461-8	293
0-1106462-2	99
0-1106462-2	152
0-1106462-2	266
0-1106462-2	293
0-1106472-1	98
0-1106472-1	151
0-1106472-1	294
0-1106472-2	98
0-1106472-2	151
0-1106472-2	294
0-1106473-1	99
0-1106473-1	152
0-1106473-1	266
0-1106473-1	293
0-1106473-2	99
0-1106473-2	152
0-1106473-2	266
0-1106473-2	293
0-1106473-3	99
0-1106473-3	152
0-1106473-3	266
0-1106473-3	293
0-1106473-4	99
0-1106473-4	152
0-1106473-4	266
0-1106473-4	293
0-1106474-1	99
0-1106474-1	152
0-1106474-1	266
0-1106474-1	293
0-1106474-2	99
0-1106474-2	152
0-1106474-2	266
0-1106474-2	293
0-1106479-1	47
0-1106480-1	47
0-1106480-2	47
0-1108533-1	98
0-1108533-1	151
0-1108533-1	294
0-1108534-1	89
0-1108534-1	141
0-1108534-1	176
0-1108534-1	256
0-1108719-1	73
0-1108719-1	122
0-1108794-2	196
0-1108795-1	194
0-1108795-2	194
0-1108795-3	194
0-1108795-4	194
0-1108808-1	189
0-1108818-1	196
0-1110661-3	296
0-1110661-4	296
0-1110684-3	296
0-1110684-4	296
0-1110950-2	272
0-1110950-4	272
0-1110951-2	272
0-1110951-4	272
0-1110953-5	275
0-1110953-6	275
0-1110953-7	275
0-1110953-8	275
0-1110953-9	275
0-1110955-1	272
0-1110955-2	272
0-1110955-3	272
0-1110955-4	272
0-1110956-1	275
0-1110956-2	275
0-1110956-3	275
0-1110956-4	275
0-1110956-5	275
0-1110956-6	275
0-1110956-7	275
0-1110960-1	272
0-1110960-2	272

Part Number	Page
0-1110984-4	196
1-0163087-1	111
1-1102002-7	47
1-1102005-7	47
1-1102008-7	47
1-1102009-2	47
1-1102011-2	47
1-1102013-2	47
1-1102015-2	47
1-1102017-2	47
1-1102027-7	47
1-1102030-7	47
1-1102033-7	47
1-1102172-7	44
1-1102175-7	44
1-1102176-2	44
1-1102177-2	44
1-1102179-2	45
1-1102181-2	45
1-1102183-2	45
1-1102185-2	45
1-1102600-5	35
1-1102600-5	58
1-1102600-5	187
1-1102601-5	36
1-1102601-5	59
1-1102601-5	188
1-1102602-5	35
1-1102602-5	58
1-1102602-5	187
1-1102603-5	35
1-1102603-5	58
1-1102603-5	187
1-1102604-5	123
1-1102605-5	123
1-1102606-5	73
1-1102606-5	122
1-1102610-5	81
1-1102610-5	132
1-1102610-5	243
1-1102610-5	267
1-1102611-5	81
1-1102611-5	132
1-1102611-5	243
1-1102611-5	267
1-1102612-5	81
1-1102612-5	132
1-1102612-5	243
1-1102612-5	267
1-1102616-5	90
1-1102616-5	142
1-1102616-5	177
1-1102616-5	257
1-1102617-5	90
1-1102617-5	142
1-1102617-5	177
1-1102617-5	257
1-1102618-5	89
1-1102618-5	141
1-1102618-5	176
1-1102618-5	256
1-1102622-5	99
1-1102622-5	152
1-1102622-5	266
1-1102622-5	293
1-1102623-5	99
1-1102623-5	152
1-1102623-5	266
1-1102623-5	293
1-1102624-5	98
1-1102624-5	151
1-1102624-5	294
1-1102625-5	98
1-1102625-5	151
1-1102625-5	294
1-1102626-5	98
1-1102626-5	151
1-1102626-5	294
1-1102631-5	73
1-1102631-5	122
1-1102635-5	73
1-1102635-5	122
1-1102638-5	73
1-1102638-5	122
1-1102640-5	80
1-1102640-5	131
1-1102640-5	242
1-1102642-5	80
1-1102642-5	131
1-1102642-5	242
1-1102644-5	80
1-1102644-5	131
1-1102644-5	242
1-1102646-5	80
1-1102646-5	131
1-1102646-5	242
1-1102647-5	80
1-1102647-5	131
1-1102647-5	242
1-1102649-5	89
1-1102649-5	141
1-1102649-5	176
1-1102649-5	256
1-1102651-5	89
1-1102651-5	141
1-1102651-5	176
1-1102651-5	256
1-1102653-5	89
1-1102653-5	141
1-1102653-5	176
1-1102653-5	256
1-1102655-5	89
1-1102655-5	141
1-1102655-5	176
1-1102655-5	256
1-1102656-5	89
1-1102656-5	141
1-1102656-5	176
1-1102656-5	256
1-1102658-5	99
1-1102658-5	152
1-1102658-5	266
1-1102658-5	293
1-1102660-5	99
1-1102660-5	152
1-1102660-5	266
1-1102660-5	293
1-1102662-5	99
1-1102662-5	152
1-1102662-5	266
1-1102662-5	293
1-1102664-5	99
1-1102664-5	152
1-1102664-5	266
1-1102664-5	293
1-1102665-5	98
1-1102665-5	151
1-1102665-5	294
1-1103092-0	195
1-1103092-1	195
1-1103092-2	195
1-1103416-1	43
1-1103416-1	43
1-1103416-7	43
1-1103416-8	43
1-1103416-9	46
1-1103416-7	43
1-1103416-8	43
1-1103417-1	43
1-1103417-1	46
1-1103417-7	43
1-1103417-7	46
1-1103417-8	43
1-1103417-8	46
1-1103417-9	46
1-1105000-2	111
1-1105000-3	111
1-1105001-2	111
1-1105001-3	111
1-1105653-8	275
1-1105851-8	48
1-1105851-8	49
1-1105851-8	110
1-1105851-8	165
1-1105851-8	190
1-1105851-8	191
1-1105851-8	302
1-1106427-0	80

All specifications subject to change. Consult TE Connectivity for latest design specifications.
Contact TE for assistance with any part number configuration.

Part Number	Page
1-1106427-0	131
1-1106427-0	242
1-1110953-1	275
1-1579007-8	192
2-1102600-5	35
2-1102600-5	58
2-1102600-5	187
2-1102601-5	36
2-1102601-5	59
2-1102601-5	188
2-1102602-5	35
2-1102602-5	58
2-1102602-5	187
2-1102603-5	35
2-1102603-5	58
2-1102603-5	187
2-1102604-5	123
2-1102605-5	123
2-1102606-5	73
2-1102606-5	122
2-1102611-5	81
2-1102611-5	132
2-1102611-5	243
2-1102611-5	267
2-1102612-5	81
2-1102612-5	132
2-1102612-5	243
2-1102612-5	267
2-1102617-5	90
2-1102617-5	142
2-1102617-5	177
2-1102617-5	257
2-1102618-5	89
2-1102618-5	141
2-1102618-5	176
2-1102618-5	256
2-1102622-5	99
2-1102622-5	152
2-1102622-5	266
2-1102622-5	293
2-1102623-5	99
2-1102623-5	152
2-1102623-5	266
2-1102623-5	293
2-1102625-5	98
2-1102625-5	151
2-1102625-5	294
2-1102626-5	98
2-1102626-5	151
2-1102626-5	294
2-1102628-5	98
2-1102628-5	151
2-1102628-5	294
2-1102631-5	73
2-1102631-5	122
2-1102633-5	73
2-1102633-5	122
2-1102635-5	73
2-1102635-5	122
2-1102637-5	73
2-1102637-5	122
2-1102638-5	73
2-1102638-5	122
2-1102642-5	80
2-1102642-5	131
2-1102642-5	242
2-1102644-5	80
2-1102644-5	131
2-1102644-5	242
2-1102647-5	80
2-1102647-5	131
2-1102647-5	242
2-1102651-5	89
2-1102651-5	141
2-1102651-5	176
2-1102651-5	256
2-1102655-5	89
2-1102655-5	141
2-1102655-5	176
2-1102655-5	256
2-1102656-5	89
2-1102656-5	141
2-1102656-5	176
2-1102656-5	256
2-1102660-5	99
2-1102660-5	152
2-1102660-5	266
2-1102660-5	293
2-1102664-5	99
2-1102664-5	152
2-1102664-5	266
2-1102664-5	293
2-1102665-5	98
2-1102665-5	151
2-1102665-5	294
2-1103004-3	61
2-1103005-3	61
2-1103006-3	70
2-1103007-3	70
2-1103008-3	75
2-1103009-3	75
2-1103010-3	64
2-1103010-3	67
2-1103011-3	64
2-1103011-3	67
2-1103012-3	83
2-1103012-3	102
2-1103013-3	83
2-1103013-3	102
2-1103032-3	92
2-1103032-3	107
2-1103033-3	92
2-1103033-3	107
2-1103414-3	37
2-1103415-3	37
2-1103416-3	43
2-1103416-3	46
2-1103416-7	43
2-1103416-7	46
2-1103416-8	43
2-1103416-8	46
2-1103416-9	46
2-1103417-3	43
2-1103417-3	46
2-1103417-7	43
2-1103417-7	46
2-1103417-8	43
2-1103417-8	46
2-1103417-9	46
2-1105000-3	111
2-1105001-3	111
2-1105653-8	275
3-1105000-2	111
3-1105001-2	111
3-1105653-8	275
3-1106200-5	36
3-1106200-5	59
3-1106200-5	188
3-1106201-5	123
3-1106201-5	296
3-1106202-5	81
3-1106202-5	132
3-1106202-5	243
3-1106202-5	267
3-1106202-5	296
3-1106203-5	90
3-1106203-5	142
3-1106203-5	177
3-1106203-5	257
3-1106203-5	296
3-1106204-5	98
3-1106204-5	151
3-1106204-5	294
3-1106204-5	296
4-1102700-5	35
4-1102700-5	58
4-1102700-5	187
4-1102701-5	36
4-1102701-5	59
4-1102701-5	188
4-1102702-5	35
4-1102702-5	58
4-1102702-5	187
4-1102703-5	35
4-1102703-5	58
4-1102703-5	187
4-1102704-5	73
4-1102704-5	122

Part Number	Page
4-1102706-5	73
4-1102706-5	122
4-1102707-5	73
4-1102707-5	122
4-1102710-5	73
4-1102710-5	122
4-1102712-5	73
4-1102712-5	122
4-1102714-5	80
4-1102714-5	131
4-1102714-5	242
4-1102715-5	80
4-1102715-5	131
4-1102715-5	242
4-1102715-5	274
4-1102716-5	274
4-1102717-5	81
4-1102717-5	132
4-1102717-5	243
4-1102717-5	267
4-1102718-5	80
4-1102718-5	131
4-1102718-5	242
4-1102718-5	274
4-1102720-5	81
4-1102720-5	132
4-1102720-5	243
4-1102720-5	267
4-1102722-5	89
4-1102722-5	141
4-1102722-5	176
4-1102722-5	256
4-1102723-5	89
4-1102723-5	141
4-1102723-5	176
4-1102723-5	256
4-1102725-5	89
4-1102725-5	141
4-1102725-5	176
4-1102725-5	256
4-1102726-5	90
4-1102726-5	142
4-1102726-5	177
4-1102726-5	257
4-1102727-5	90
4-1102727-5	142
4-1102727-5	177
4-1102727-5	257
4-1102728-5	89
4-1102728-5	141
4-1102728-5	176
4-1102728-5	256
4-1102730-5	89
4-1102730-5	141
4-1102730-5	176
4-1102730-5	256
4-1102732-5	99
4-1102732-5	152
4-1102732-5	266
4-1102732-5	293
4-1102733-5	99
4-1102733-5	152
4-1102733-5	266
4-1102733-5	293
4-1102734-5	98
4-1102734-5	151
4-1102734-5	294
4-1102735-5	98
4-1102735-5	151
4-1102735-5	294
4-1102736-5	98
4-1102736-5	151
4-1102736-5	294
4-1102755-5	99
4-1102755-5	152
4-1102755-5	266
4-1102755-5	293
4-1102759-5	99
4-1102759-5	152
4-1102759-5	266
4-1102759-5	293
4-1102760-5	98
4-1102760-5	151
4-1102760-5	294
4-1105000-3	111
4-1105001-3	111
4-1105653-8	275
4-1106200-5	36
4-1106200-5	59
4-1106200-5	188
4-1106201-5	123
4-1106201-5	123
4-1106201-5	296
4-1106202-5	81
4-1106202-5	132
4-1106202-5	243
4-1106202-5	267
4-1106202-5	296
4-1106203-5	90
4-1106203-5	142
4-1106203-5	177
4-1106203-5	257
4-1106203-5	296
4-1106204-5	98
4-1106204-5	151
4-1106204-5	294
4-1106204-5	296
5-1102610-5	81
5-1102610-5	132
5-1102610-5	243
5-1102610-5	267
5-1102616-5	90
5-1102616-5	142
5-1102616-5	177
5-1102616-5	257
5-1102624-5	98
5-1102624-5	151
5-1102624-5	294
5-1102708-5	123
5-1102709-5	123
5-1102716-5	81
5-1102716-5	132
5-1102716-5	243
5-1102716-5	267
5-1105653-8	275
6-1105653-8	275
7-1103414-1	37
7-1103415-1	37
7-1103416-1	39
7-1103416-1	41
7-1103416-1	43
7-1103416-1	43
7-1103416-7	43
7-1103416-8	43
7-1103416-9	46
7-1103416-7	41
7-1103416-7	43
7-1103416-8	43
7-1103417-1	39
7-1103417-1	41
7-1103417-1	43
7-1103417-1	46
7-1103417-7	41
7-1103417-7	43
7-1103417-7	46
7-1103417-8	43
7-1103417-8	46
7-1103417-9	46
7-1105653-8	275
8-1105653-8	275
539635-1	111
539742-2	111
929962-1	192
929963-1	192
929964-1	192
929965-1	192
929969-1	192
929970-1	192
929971-1	192
929972-1	192
962966-1	192
962967-1	192
962968-1	192
962969-1	192
962976-1	192
962977-1	192
962978-1	192
962979-1	192

All specifications subject to change. Consult TE Connectivity for latest design specifications.
Contact TE for assistance with any part number configuration.

Part Number	Page
1481004-7	192
1579000-7	192
T0926003000-000	310
T0931000423-000	307
T0931000425-000	307
T0931006524-000	307
T0931006527-000	307
T0931100423-000	307
T0931100425-000	307
T0931100425-000	307
T0931106524-000	307
T0931106527-000	307
T0931106527-000	307
T0932000423-000	307
T0932006524-000	307
T0932406003-000	310
T0910004109-000	318
T0910004111-000	318
T0910004113-000	318
T0910004116-000	318
T0910004121-000	318
T0910004129-000	318
T0910004136-000	318
T0910004142-000	318
T0910004148-000	318
T1000321220-000	104
T1000321220-000	158
T1000321220-000	179
T1010031100-000	33
T1010031100-000	34
T1010031100-000	56
T1010031100-000	57
T1010031100-000	185
T1010031100-000	186
T1010032100-000	34
T1010032100-000	57
T1010032100-000	186
T1010032200-000	34
T1010032200-000	57
T1010032200-000	186
T1010032300-000	34
T1010032300-000	57
T1010032300-000	186
T1010033100-000	33
T1010033100-000	56
T1010033100-000	185
T1010033200-000	34
T1010033200-000	57
T1010033200-000	186
T1010061400-000	71
T1010061400-000	120
T1010101400-000	76
T1010101400-000	127
T1010101400-000	238
T1010101500-000	78
T1010101500-000	129
T1010101500-000	240
T1010102100-000	76
T1010102100-000	127
T1010102100-000	238
T1010161400-000	85
T1010161400-000	137
T1010161400-000	172
T1010161400-000	252
T1010161500-000	87
T1010161500-000	139
T1010161500-000	174
T1010161500-000	254
T1010162100-000	85
T1010162100-000	137
T1010162100-000	172
T1010162100-000	252
T1010241400-000	94
T1010241400-000	147
T1010241400-000	262
T1010241500-000	96
T1010241500-000	149
T1010241500-000	264
T1010242100-000	94
T1010242100-000	147
T1010242100-000	262
T1019101101-000	38
T1019101101-000	62
T1019101201-000	38
T1019101201-000	62
T1019161101-000	65
T1019161201-000	40
T1019161101-000	40
T1019161201-000	65
T1210100116-000	76
T1210100116-000	127
T1210100116-000	238
T1210100120-000	76
T1210100120-000	127
T1210100120-000	238
T1210100121-000	76
T1210100121-000	127
T1210100121-000	238
T1210100125-000	76
T1210100125-000	127
T1210100125-000	238
T1210160116-000	85
T1210160116-000	137
T1210160116-000	172
T1210160116-000	252
T1210160120-000	85
T1210160125-000	85
T1210160120-000	137
T1210160125-000	137
T1210160120-000	172
T1210160125-000	172
T1210160120-000	252
T1210160125-000	252
T1210160121-000	85
T1210160121-000	137
T1210160121-000	172
T1210160121-000	252
T1210160132-000	85
T1210160132-000	137
T1210160132-000	172
T1210160132-000	252
T1210240116-000	94
T1210240116-000	147
T1210240116-000	262
T1210240121-000	94
T1210240121-000	147
T1210240121-000	262
T1210240125-000	94
T1210240125-000	147
T1210240125-000	262
T1210240132-000	94
T1210240132-000	147
T1210240132-000	262
T1210320129-000	104
T1210320129-000	158
T1210320129-000	179
T1210320132-000	104
T1210320132-000	158
T1210320132-000	179
T1210320136-000	104
T1210320136-000	158
T1210320136-000	179
T1210320140-000	104
T1210320140-000	158
T1210320140-000	179
T1220100116-000	76
T1220100116-000	127
T1220100116-000	238
T1220100120-000	76
T1220100120-000	127
T1220100120-000	238
T1220100121-000	76
T1220100121-000	127
T1220100121-000	238
T1220100125-000	76
T1220100125-000	127
T1220100125-000	238
T1220160116-000	85
T1220160116-000	137
T1220160116-000	172
T1220160116-000	252
T1220160121-000	85
T1220160121-000	137
T1220160121-000	172
T1220160121-000	252
T1220160125-000	85
T1220160125-000	137
T1220160125-000	172

Part Number	Page
T1220160125-000	252
T1220160132-000	85
T1220160132-000	137
T1220160132-000	172
T1220160132-000	252
T1220240116-000	94
T1220240116-000	147
T1220240116-000	262
T1220240121-000	94
T1220240121-000	147
T1220240121-000	262
T1220240125-000	94
T1220240125-000	147
T1220240125-000	262
T1220240132-000	94
T1220240132-000	147
T1220240132-000	262
T1220320121-000	104
T1220320121-000	158
T1220320121-000	179
T1220320125-000	104
T1220320125-000	158
T1220320125-000	179
T1220320129-000	104
T1220320129-000	158
T1220320129-000	179
T1220320132-000	104
T1220320132-000	158
T1220320132-000	179
T1220320136-000	104
T1220320136-000	158
T1220320136-000	179
T1220320140-000	104
T1220320140-000	158
T1220320140-000	179
T1220320142-000	104
T1220320142-000	158
T1220320142-000	179
T1220320150-000	104
T1220320150-000	158
T1220320150-000	179
T1230060125-000	85
T1230060125-000	137
T1230060125-000	172
T1230060125-000	252
T1230100120-000	76
T1230100120-000	127
T1230100120-000	238
T1230100121-000	76
T1230100121-000	127
T1230100121-000	238
T1230100125-000	76
T1230100125-000	127
T1230100125-000	238
T1230100129-000	76
T1230100129-000	127

Part Number	Page
T1230100129-000	238
T1230100132-000	76
T1230100132-000	127
T1230100132-000	238
T1230102116-000	280
T1230102120-000	280
T1230160121-000	85
T1230160121-000	137
T1230160121-000	172
T1230160121-000	252
T1230160129-000	85
T1230160129-000	137
T1230160129-000	172
T1230160129-000	252
T1230160132-000	85
T1230160132-000	137
T1230160132-000	172
T1230160132-000	252
T1230160140-000	85
T1230160140-000	137
T1230160140-000	172
T1230160140-000	252
T1230162121-000	280
T1230162125-000	280
T1230240121-000	94
T1230240121-000	147
T1230240121-000	262
T1230240125-000	94
T1230240125-000	147
T1230240125-000	262
T1230240129-000	94
T1230240129-000	147
T1230240129-000	262
T1230240132-000	94
T1230240132-000	147
T1230240132-000	262
T1230240140-000	94
T1230240140-000	147
T1230240140-000	262
T1230242121-000	280
T1230242125-000	280
T1240100120-000	76
T1240100120-000	127
T1240100120-000	238
T1240100121-000	76
T1240100121-000	127
T1240100121-000	238
T1240100125-000	76
T1240100125-000	127
T1240100125-000	238
T1240100129-000	76
T1240100129-000	127
T1240100129-000	238
T1240100132-000	76
T1240100132-000	127
T1240100132-000	238

Part Number	Page
T1240102116-000	280
T1240102120-000	280
T1240160121-000	85
T1240160121-000	137
T1240160121-000	172
T1240160121-000	252
T1240160125-000	85
T1240160125-000	137
T1240160125-000	172
T1240160125-000	252
T1240160129-000	85
T1240160129-000	137
T1240160129-000	172
T1240160129-000	252
T1240160132-000	85
T1240160132-000	137
T1240160132-000	172
T1240160132-000	252
T1240160140-000	85
T1240160140-000	137
T1240160140-000	172
T1240160140-000	252
T1240162121-000	280
T1240162125-000	280
T1240240121-000	94
T1240240121-000	147
T1240240121-000	262
T1240240125-000	94
T1240240125-000	147
T1240240125-000	262
T1240240129-000	94
T1240240129-000	147
T1240240129-000	262
T1240240132-000	94
T1240240132-000	147
T1240240132-000	262
T1240240140-000	94
T1240240140-000	147
T1240240140-000	262
T1240242121-000	280
T1240242125-000	280
T1250103116-000	77
T1250103116-000	128
T1250103116-000	239
T1250103120-000	77
T1250103120-000	128
T1250103120-000	239
T1250103121-000	77
T1250103121-000	128
T1250103121-000	239
T1250103125-000	77
T1250103125-000	128
T1250103125-000	239
T1250163116-000	86
T1250163116-000	138
T1250163116-000	173

All specifications subject to change. Consult TE Connectivity for latest design specifications.
Contact TE for assistance with any part number configuration.

Part Number	Page
T1250163116-000	253
T1250163120-000	86
T1250163120-000	138
T1250163120-000	173
T1250163120-000	253
T1250163121-000	86
T1250163121-000	138
T1250163121-000	173
T1250163121-000	253
T1250163125-000	86
T1250163125-000	138
T1250163125-000	173
T1250163125-000	253
T1250243116-000	95
T1250243116-000	148
T1250243116-000	263
T1250243120-000	95
T1250243120-000	148
T1250243120-000	263
T1250243121-000	95
T1250243121-000	148
T1250243121-000	263
T1250243125-000	95
T1250243125-000	148
T1250243125-000	263
T1260103116-000	77
T1260103116-000	128
T1260103116-000	239
T1260103120-000	77
T1260103120-000	128
T1260103120-000	239
T1260103121-000	77
T1260103121-000	128
T1260103121-000	239
T1260103125-000	77
T1260103125-000	128
T1260103125-000	239
T1260163116-000	86
T1260163116-000	138
T1260163116-000	173
T1260163116-000	253
T1260163120-000	86
T1260163120-000	138
T1260163120-000	173
T1260163120-000	253
T1260163121-000	86
T1260163121-000	138
T1260163121-000	173
T1260163121-000	253
T1260163125-000	86
T1260163125-000	138
T1260163125-000	173
T1260163125-000	253
T1260243116-000	95
T1260243116-000	148
T1260243116-000	263
T1260243120-000	95
T1260243120-000	148
T1260243120-000	263
T1260243121-000	95
T1260243121-000	148
T1260243121-000	263
T1260243125-000	95
T1260243125-000	148
T1260243125-000	263
T1270103121-000	77
T1270103121-000	128
T1270103121-000	239
T1270103125-000	77
T1270103125-000	128
T1270103125-000	239
T1270103129-000	77
T1270103129-000	128
T1270103129-000	239
T1270103132-000	77
T1270103132-000	128
T1270103132-000	239
T1270163121-000	86
T1270163121-000	138
T1270163121-000	173
T1270163121-000	253
T1270163125-000	86
T1270163125-000	138
T1270163125-000	173
T1270163125-000	253
T1270163129-000	86
T1270163129-000	138
T1270163129-000	173
T1270163129-000	253
T1270163132-000	86
T1270163132-000	138
T1270163132-000	173
T1270163132-000	253
T1270243121-000	95
T1270243121-000	148
T1270243121-000	263
T1270243125-000	95
T1270243125-000	148
T1270243125-000	263
T1270243129-000	95
T1270243129-000	148
T1270243129-000	263
T1270243132-000	95
T1270243132-000	148
T1270243132-000	263
T1280103121-000	77
T1280103121-000	128
T1280103121-000	239
T1280103125-000	77
T1280103125-000	128
T1280103125-000	239
T1280103129-000	77
T1280103129-000	128
T1280103129-000	239
T1280103132-000	77
T1280103132-000	128
T1280103132-000	239
T1280163121-000	86
T1280163121-000	138
T1280163121-000	173
T1280163121-000	253
T1280163125-000	86
T1280163125-000	138
T1280163125-000	173
T1280163125-000	253
T1280163129-000	86
T1280163129-000	138
T1280163129-000	173
T1280163129-000	253
T1280163132-000	86
T1280163132-000	138
T1280163132-000	173
T1280163132-000	253
T1280243121-000	95
T1280243121-000	148
T1280243121-000	263
T1280243125-000	95
T1280243125-000	148
T1280243125-000	263
T1280243129-000	95
T1280243129-000	148
T1280243129-000	263
T1280243132-000	95
T1280243132-000	148
T1280243132-000	263
T1310060116-000	71
T1310060116-000	120
T1310060120-000	71
T1310060120-000	120
T1310060121-000	71
T1310060121-000	120
T1310060125-000	71
T1310060125-000	120
T1310100116-000	78
T1310100116-000	129
T1310100116-000	240
T1310100120-000	78
T1310100120-000	129
T1310100120-000	240
T1310100121-000	78
T1310100121-000	129
T1310100121-000	240
T1310100125-000	78
T1310100125-000	129
T1310100125-000	240
T1310160121-000	87
T1310160121-000	139
T1310160121-000	174

Part Number	Page
T1310160121-000	254
T1310160125-000	87
T1310160125-000	139
T1310160125-000	174
T1310160125-000	254
T1310160129-000	87
T1310160129-000	139
T1310160129-000	174
T1310160129-000	254
T1310160132-000	87
T1310160132-000	139
T1310160132-000	174
T1310160132-000	254
T1310240121-000	96
T1310240121-000	149
T1310240121-000	264
T1310240125-000	96
T1310240125-000	149
T1310240125-000	264
T1310240129-000	96
T1310240129-000	149
T1310240129-000	264
T1310240132-000	96
T1310240132-000	149
T1310240132-000	264
T1310320129-000	105
T1310320129-000	159
T1310320129-000	180
T1310320132-000	105
T1310320132-000	159
T1310320132-000	180
T1310320136-000	105
T1310320136-000	159
T1310320136-000	180
T1310320140-000	105
T1310320140-000	159
T1310320140-000	180
T1310480129-000	109
T1310480129-000	164
T1310480132-000	109
T1310480132-000	164
T1310480136-000	109
T1310480136-000	164
T1310480140-000	109
T1310480140-000	164
T1310480142-000	109
T1310480142-000	164
T1310480150-000	109
T1310480150-000	164
T1310480163-000	109
T1310480163-000	164
T1319030111-000	33
T1319030111-000	56
T1319030111-000	185
T1319030120-000	33
T1319030120-000	56
T1319030120-000	185
T1319031111-000	34
T1319031120-000	34
T1319031111-000	34
T1319031120-000	57
T1319031111-000	57
T1319031120-000	186
T1319100116-000	38
T1319100121-000	38
T1319100120-000	38
T1319100125-000	38
T1319100116-000	38
T1319100121-000	38
T1319100120-000	38
T1319100125-000	62
T1319160116-000	40
T1319160116-000	65
T1319160120-000	40
T1319160120-000	65
T1319160121-000	40
T1319160121-000	65
T1319160125-000	40
T1319160125-000	65
T1319320121-000	42
T1319320121-000	68
T1319320125-000	42
T1319320125-000	68
T1319320129-000	42
T1319320129-000	68
T1319320132-000	42
T1319320132-000	68
T1319320136-000	42
T1319320136-000	68
T1319320140-000	42
T1319320140-000	68
T1320060116-000	71
T1320060116-000	120
T1320060120-000	71
T1320060120-000	120
T1320060121-000	71
T1320060121-000	120
T1320060125-000	71
T1320060125-000	120
T1320100116-000	78
T1320100116-000	129
T1320100116-000	240
T1320100120-000	78
T1320100120-000	129
T1320100120-000	240
T1320100121-000	78
T1320100121-000	129
T1320100121-000	240
T1320100125-000	78
T1320100125-000	129
T1320100125-000	240
T1320160121-000	87
T1320160121-000	139
T1320160121-000	174
T1320160121-000	254
T1320160125-000	87
T1320160125-000	139
T1320160125-000	174
T1320160125-000	254
T1320160129-000	87
T1320160129-000	139
T1320160129-000	174
T1320160129-000	254
T1320160132-000	87
T1320160132-000	139
T1320160132-000	174
T1320160132-000	254
T1320240121-000	96
T1320240121-000	149
T1320240121-000	264
T1320240125-000	96
T1320240125-000	149
T1320240125-000	264
T1320240129-000	96
T1320240129-000	149
T1320240129-000	264
T1320240132-000	96
T1320240132-000	149
T1320240132-000	264
T1320320121-000	105
T1320320121-000	159
T1320320121-000	180
T1320320125-000	105
T1320320125-000	159
T1320320125-000	180
T1320320129-000	105
T1320320129-000	159
T1320320129-000	180
T1320320132-000	105
T1320320132-000	159
T1320320132-000	180
T1320320136-000	105
T1320320136-000	159
T1320320136-000	180
T1320320140-000	105
T1320320140-000	159
T1320320140-000	180
T1320320142-000	105
T1320320142-000	159
T1320320142-000	180
T1320320150-000	105
T1320320150-000	159
T1320320150-000	180
T1320480129-000	109
T1320480129-000	164
T1320480132-000	109
T1320480132-000	164
T1320480136-000	109

All specifications subject to change. Consult TE Connectivity for latest design specifications.
Contact TE for assistance with any part number configuration.

Part Number	Page
T1320480136-000	164
T1320480140-000	109
T1320480140-000	164
T1320480142-000	109
T1320480142-000	164
T1320480150-000	109
T1320480150-000	164
T1320480163-000	109
T1320480163-000	164
T1329030111-000	33
T1329030111-000	56
T1329030111-000	185
T1329030120-000	33
T1329030120-000	56
T1329030120-000	185
T1329031111-000	34
T1329031120-000	34
T1329031111-000	57
T1329031120-000	57
T1329031111-000	186
T1329031120-000	186
T1329080120-000	193
T1329080125-000	193
T1329100116-000	38
T1329100116-000	62
T1329100120-000	38
T1329100120-000	62
T1329100121-000	38
T1329100121-000	62
T1329100125-000	38
T1329100125-000	62
T1329160116-000	40
T1329160116-000	65
T1329160120-000	40
T1329160120-000	65
T1329160121-000	40
T1329160121-000	65
T1329160125-000	40
T1329160125-000	65
T1329320121-000	42
T1329320121-000	68
T1329320125-000	42
T1329320125-000	68
T1329320129-000	42
T1329320129-000	68
T1329320132-000	42
T1329320132-000	68
T1329320136-000	42
T1329320136-000	68
T1329320140-000	42
T1329320140-000	68
T1330060120-000	71
T1330060120-000	120
T1330060121-000	71
T1330060121-000	120
T1330060125-000	71
T1330060125-000	120
T1330060129-000	71
T1330060129-000	120
T1330060132-000	71
T1330060132-000	120
T1330100120-000	78
T1330100120-000	129
T1330100120-000	240
T1330100121-000	78
T1330100121-000	129
T1330100121-000	240
T1330100125-000	78
T1330100125-000	129
T1330100125-000	240
T1330100129-000	78
T1330100129-000	129
T1330100129-000	240
T1330100132-000	78
T1330100132-000	129
T1330100132-000	240
T1330160121-000	87
T1330160121-000	139
T1330160121-000	174
T1330160121-000	254
T1330160125-000	87
T1330160125-000	139
T1330160125-000	174
T1330160125-000	254
T1330160129-000	87
T1330160129-000	139
T1330160129-000	174
T1330160129-000	254
T1330160132-000	87
T1330160132-000	139
T1330160132-000	174
T1330160132-000	254
T1330160140-000	87
T1330160140-000	139
T1330160140-000	174
T1330160140-000	254
T1330240121-000	96
T1330240121-000	149
T1330240121-000	264
T1330240125-000	96
T1330240125-000	149
T1330240125-000	264
T1330240129-000	96
T1330240129-000	149
T1330240129-000	264
T1330240132-000	96
T1330240132-000	149
T1330240132-000	264
T1330240140-000	96
T1330240140-000	149
T1330240140-000	264
T1339160121-000	40
T1339160121-000	65
T1339160125-000	40
T1339160125-000	65
T1340060120-000	71
T1340060120-000	120
T1340060121-000	71
T1340060121-000	120
T1340060125-000	71
T1340060125-000	120
T1340060129-000	71
T1340060129-000	120
T1340060132-000	71
T1340060132-000	120
T1340100120-000	78
T1340100120-000	129
T1340100120-000	240
T1340100121-000	78
T1340100121-000	129
T1340100121-000	240
T1340100125-000	78
T1340100125-000	129
T1340100125-000	240
T1340100129-000	78
T1340100129-000	129
T1340100129-000	240
T1340100132-000	78
T1340100132-000	129
T1340100132-000	240
T1340160121-000	87
T1340160121-000	139
T1340160121-000	174
T1340160121-000	254
T1340160125-000	87
T1340160125-000	139
T1340160125-000	174
T1340160125-000	254
T1340160129-000	87
T1340160129-000	139
T1340160129-000	174
T1340160129-000	254
T1340160132-000	87
T1340160132-000	139
T1340160132-000	174
T1340160132-000	254
T1340160140-000	87
T1340160140-000	139
T1340160140-000	174
T1340160140-000	254
T1340240121-000	96
T1340240121-000	149
T1340240121-000	264
T1340240125-000	96
T1340240125-000	149
T1340240125-000	264
T1340240129-000	96
T1340240129-000	149

Part Number	Page
T1340240129-000	264
T1340240132-000	96
T1340240132-000	149
T1340240132-000	264
T1340240140-000	96
T1340240140-000	149
T1340240140-000	264
T1349160121-000	40
T1349160121-000	65
T1349160125-000	40
T1349160125-000	65
T1359090116-000	193
T1319080120-000	193
T1319080125-000	193
T1410101000-000	77
T1410101000-000	128
T1410101000-000	239
T1410161000-000	86
T1410161000-000	138
T1410161000-000	173
T1410161000-000	253
T1410241000-000	95
T1410241000-000	148
T1410241000-000	263
T1410322000-000	104
T1410322000-000	158
T1410322000-000	179
T1419320000-000	42
T1419320000-000	68
T1430100000-000	77
T1460100116-000	77
T1430100000-000	128
T1460100116-000	128
T1430100000-000	239
T1460100116-000	239
T1430160000-000	86
T1460160121-000	86
T1430160000-000	138
T1460160121-000	138
T1430160000-000	173
T1460160121-000	173
T1430160000-000	253
T1460160121-000	253
T1430240000-000	95
T1430240000-000	148
T1430240000-000	263
T1440101116-000	77
T1440101116-000	128
T1440101116-000	239
T1440101120-000	77
T1440101120-000	128
T1440101120-000	239
T1440101121-000	77
T1440101121-000	128
T1440101121-000	239
T1440101125-000	77
T1440101125-000	128
T1440101125-000	239
T1440101216-000	77
T1440101216-000	128
T1440101216-000	239
T1440101220-000	77
T1440101220-000	128
T1440101220-000	239
T1440101221-000	77
T1440101221-000	128
T1440101221-000	239
T1440101225-000	77
T1440101225-000	128
T1440101225-000	239
T1440161121-000	86
T1440161121-000	138
T1440161121-000	173
T1440161121-000	253
T1440161125-000	86
T1440161125-000	138
T1440161125-000	173
T1440161125-000	253
T1440161221-000	86
T1440161221-000	138
T1440161221-000	173
T1440161221-000	253
T1440161225-000	86
T1440161225-000	138
T1440161225-000	173
T1440161225-000	253
T1440241121-000	95
T1440241121-000	148
T1440241121-000	263
T1440241125-000	95
T1440241125-000	148
T1440241125-000	263
T1440241221-000	95
T1440241221-000	148
T1440241221-000	263
T1440241225-000	95
T1440241225-000	148
T1440241225-000	263
T1440322129-000	104
T1440322129-000	158
T1440322129-000	179
T1440322132-000	104
T1440322132-000	158
T1440322132-000	179
T1440322136-000	104
T1440322136-000	158
T1440322136-000	179
T1440322140-000	104
T1440322140-000	158
T1440322140-000	179
T1440322142-000	104
T1440322142-000	158
T1440322142-000	179
T1440322150-000	104
T1440322150-000	158
T1440322150-000	179
T1440322163-000	104
T1440322163-000	158
T1440322163-000	179
T1440322229-000	104
T1440322229-000	158
T1440322229-000	179
T1440322232-000	104
T1440322232-000	158
T1440322232-000	179
T1440322236-000	104
T1440322236-000	158
T1440322236-000	179
T1440322240-000	104
T1440322240-000	158
T1440322240-000	179
T1440322242-000	104
T1440322242-000	158
T1440322242-000	179
T1440322250-000	104
T1440322250-000	158
T1440322250-000	179
T1440322263-000	104
T1440322263-000	158
T1440322263-000	179
T1449320121-000	42
T1449320121-000	68
T1449320125-000	42
T1449320125-000	68
T1449320129-000	42
T1449320129-000	68
T1449320132-000	42
T1449320132-000	68
T1449320221-000	42
T1449320221-000	68
T1449320225-000	42
T1449320225-000	68
T1449320229-000	42
T1449320229-000	68
T1449320232-000	42
T1449320232-000	68
T1460100120-000	77
T1460100120-000	128
T1460100120-000	239
T1460100121-000	77
T1460100121-000	128
T1460100121-000	239
T1460100125-000	77
T1460100125-000	128
T1460100125-000	239
T1460100216-000	77
T1460100216-000	128
T1460100216-000	239

All specifications subject to change. Consult TE Connectivity for latest design specifications.
Contact TE for assistance with any part number configuration.

Part Number	Page
T1460100220-000	77
T1460100220-000	128
T1460100220-000	239
T1460100221-000	77
T1460100221-000	128
T1460100221-000	239
T1460100225-000	77
T1460100225-000	128
T1460100225-000	239
T1460160125-000	86
T1460160125-000	138
T1460160125-000	173
T1460160125-000	253
T1460160221-000	86
T1460160221-000	138
T1460160221-000	173
T1460160221-000	253
T1460160225-000	86
T1460160225-000	138
T1460160225-000	173
T1460160225-000	253
T1460240121-000	95
T1460240121-000	148
T1460240121-000	263
T1460240125-000	95
T1460240125-000	148
T1460240125-000	263
T1460240221-000	95
T1460240221-000	148
T1460240221-000	263
T1460240225-000	95
T1460240225-000	148
T1460240225-000	263
T1470101121-000	77
T1470101121-000	128
T1470101121-000	239
T1470101125-000	77
T1470101125-000	128
T1470101125-000	239
T1470101129-000	77
T1470101129-000	128
T1470101129-000	239
T1470101132-000	77
T1470101132-000	128
T1470101132-000	239
T1470101221-000	77
T1470101221-000	128
T1470101221-000	239
T1470101225-000	77
T1470101225-000	128
T1470101225-000	239
T1470101229-000	77
T1470101229-000	128
T1470101229-000	239
T1470101232-000	77
T1470101232-000	128
T1470101232-000	239
T1470161121-000	86
T1470161121-000	138
T1470161121-000	173
T1470161121-000	253
T1470161125-000	86
T1470161125-000	138
T1470161125-000	173
T1470161125-000	253
T1470161129-000	86
T1470161129-000	138
T1470161129-000	173
T1470161129-000	253
T1470161132-000	86
T1470161132-000	138
T1470161132-000	173
T1470161132-000	253
T1470161221-000	86
T1470161221-000	138
T1470161221-000	173
T1470161221-000	253
T1470161225-000	86
T1470161225-000	138
T1470161225-000	173
T1470161225-000	253
T1470161229-000	86
T1470161229-000	138
T1470161229-000	173
T1470161229-000	253
T1470161232-000	86
T1470161232-000	138
T1470161232-000	173
T1470161232-000	253
T1470241121-000	95
T1470241121-000	148
T1470241121-000	263
T1470241125-000	95
T1470241125-000	148
T1470241125-000	263
T1470241129-000	95
T1470241129-000	148
T1470241129-000	263
T1470241132-000	95
T1470241132-000	148
T1470241132-000	263
T1470241221-000	95
T1470241221-000	148
T1470241221-000	263
T1470241225-000	95
T1470241225-000	148
T1470241225-000	263
T1470241229-000	95
T1470241229-000	148
T1470241229-000	263
T1470241232-000	95
T1470241232-000	148
T1470241232-000	263
T1490100121-000	77
T1490100121-000	128
T1490100121-000	239
T1490100125-000	77
T1490100125-000	128
T1490100125-000	239
T1490100129-000	77
T1490100129-000	128
T1490100129-000	239
T1490100132-000	77
T1490100132-000	128
T1490100132-000	239
T1490100221-000	77
T1490100221-000	128
T1490100221-000	239
T1490100225-000	77
T1490100225-000	128
T1490100225-000	239
T1490100229-000	77
T1490100229-000	128
T1490100229-000	239
T1490100232-000	77
T1490100232-000	128
T1490100232-000	239
T1490160121-000	86
T1490160121-000	138
T1490160121-000	173
T1490160121-000	253
T1490160125-000	86
T1490160125-000	138
T1490160125-000	173
T1490160125-000	253
T1490160129-000	86
T1490160129-000	138
T1490160129-000	173
T1490160129-000	253
T1490160132-000	86
T1490160132-000	138
T1490160132-000	173
T1490160132-000	253
T1490160221-000	86
T1490160221-000	138
T1490160221-000	173
T1490160221-000	253
T1490160225-000	86
T1490160225-000	138
T1490160225-000	173
T1490160225-000	253
T1490160229-000	86
T1490160229-000	138
T1490160229-000	173
T1490160229-000	253
T1490160232-000	86
T1490160232-000	138
T1490160232-000	173

Part Number	Page
T1490160232-000	253
T1490240121-000	95
T1490240121-000	148
T1490240121-000	263
T1490240125-000	95
T1490240125-000	148
T1490240125-000	263
T1490240129-000	95
T1490240129-000	148
T1490240129-000	263
T1490240132-000	95
T1490240132-000	148
T1490240132-000	263
T1490240221-000	95
T1490240221-000	148
T1490240221-000	263
T1490240225-000	95
T1490240225-000	148
T1490240225-000	263
T1490240229-000	95
T1490240229-000	148
T1490240229-000	263
T1490240232-000	95
T1490240232-000	148
T1490240232-000	263
T1500062000-000	72
T1500062000-000	121
T1500103000-000	79
T1500103000-000	130
T1500103000-000	241
T1500163000-000	88
T1500163000-000	140
T1500163000-000	175
T1500163000-000	255
T1500243000-000	97
T1500243000-000	150
T1500243000-000	265
T1500322000-000	105
T1500322000-000	159
T1500322000-000	180
T1500482000-000	109
T1500482000-000	164
T1509030000-000	33
T1509030000-000	56
T1509030000-000	185
T1509031100-000	34
T1509031100-000	57
T1509031100-000	186
T1509031111-000	34
T1509031111-000	57
T1509031111-000	186
T1509101000-000	38
T1509101000-000	62
T1509161000-000	40
T1509161000-000	65
T1510062100-000	72
T1510062100-000	121
T1510103000-000	79
T1510103000-000	130
T1510103000-000	241
T1510103001-000	79
T1510103001-000	130
T1510103001-000	241
T1510163000-000	88
T1510163000-000	140
T1510163000-000	175
T1510163000-000	255
T1510243000-000	97
T1510243000-000	150
T1510243000-000	265
T1510322000-000	105
T1510322000-000	159
T1510322000-000	180
T1510482000-000	109
T1510482000-000	164
T1519101000-000	38
T1519101000-000	38
T1519101000-000	62
T1519101000-000	62
T1519161000-000	40
T1519161000-000	65
T1519162000-000	40
T1519162000-000	65
T1549030000-000	33
T1549030000-000	56
T1549030000-000	185
T1610062116-000	72
T1610062116-000	121
T1610062120-000	72
T1610062120-000	121
T1610062121-000	72
T1610062121-000	121
T1610062125-000	72
T1610062125-000	121
T1610062216-000	72
T1610062216-000	121
T1610062220-000	72
T1610062220-000	121
T1610062221-000	72
T1610062221-000	121
T1610062225-000	72
T1610062225-000	121
T1610103116-000	79
T1610103116-000	130
T1610103116-000	241
T1610103120-000	79
T1610103120-000	130
T1610103120-000	241
T1610103121-000	79
T1610103121-000	130
T1610103121-000	241
T1610103125-000	79
T1610103125-000	130
T1610103125-000	241
T1610103216-000	79
T1610103216-000	130
T1610103216-000	241
T1610103220-000	79
T1610103220-000	130
T1610103220-000	241
T1610103221-000	79
T1610103221-000	130
T1610103221-000	241
T1610103225-000	79
T1610103225-000	130
T1610103225-000	241
T1610163116-000	88
T1610163116-000	140
T1610163116-000	175
T1610163116-000	255
T1610163120-000	88
T1610163120-000	140
T1610163120-000	175
T1610163120-000	255
T1610163121-000	88
T1610163121-000	140
T1610163121-000	175
T1610163121-000	255
T1610163125-000	88
T1610163125-000	140
T1610163125-000	175
T1610163125-000	255
T1610163216-000	88
T1610163216-000	140
T1610163216-000	175
T1610163216-000	255
T1610163220-000	88
T1610163220-000	140
T1610163220-000	175
T1610163220-000	255
T1610163221-000	88
T1610163221-000	140
T1610163221-000	175
T1610163221-000	255
T1610163225-000	88
T1610163225-000	140
T1610163225-000	175
T1610163225-000	255
T1610243116-000	97
T1610243116-000	150
T1610243116-000	265
T1610243120-000	97
T1610243120-000	150
T1610243120-000	265
T1610243121-000	97
T1610243121-000	150
T1610243121-000	265
T1610243125-000	97

All specifications subject to change. Consult TE Connectivity for latest design specifications.
Contact TE for assistance with any part number configuration.

Part Number	Page
T1610243125-000	150
T1610243125-000	265
T1610243216-000	97
T1610243216-000	150
T1610243216-000	265
T1610243220-000	97
T1610243220-000	150
T1610243220-000	265
T1610243221-000	97
T1610243221-000	150
T1610243221-000	265
T1610243225-000	97
T1610243225-000	150
T1610243225-000	265
T1610322129-000	105
T1610322129-000	159
T1610322129-000	180
T1610322132-000	105
T1610322132-000	159
T1610322132-000	180
T1610322140-000	105
T1610322140-000	159
T1610322140-000	180
T1610322229-000	105
T1610322229-000	159
T1610322229-000	180
T1610322232-000	105
T1610322232-000	159
T1610322232-000	180
T1610322240-000	105
T1610322240-000	159
T1610322240-000	180
T1610482129-000	109
T1610482129-000	164
T1610482132-000	109
T1610482132-000	164
T1610482136-000	109
T1610482136-000	164
T1610482140-000	109
T1610482140-000	164
T1610482142-000	109
T1610482142-000	164
T1610482150-000	109
T1610482150-000	164
T1610482229-000	109
T1610482229-000	164
T1610482232-000	109
T1610482232-000	164
T1610482236-000	109
T1610482236-000	164
T1610482240-000	109
T1610482240-000	164
T1610482242-000	109
T1610482242-000	164
T1610482250-000	109
T1610482250-000	164

Part Number	Page
T1619030111-000	33
T1619030111-000	56
T1619030111-000	185
T1619030116-000	33
T1619030116-000	56
T1619030116-000	185
T1619030120-000	33
T1619030120-000	56
T1619030120-000	185
T1619031111-000	34
T1619031116-000	34
T1619031120-000	34
T1619031111-000	34
T1619031116-000	34
T1619031120-000	57
T1619031111-000	57
T1619031116-000	57
T1619031120-000	186
T1619101116-000	38
T1619101116-000	62
T1619101120-000	38
T1619101120-000	62
T1619101121-000	38
T1619101121-000	62
T1619101125-000	38
T1619101125-000	62
T1619101216-000	38
T1619101216-000	62
T1619101220-000	38
T1619101220-000	62
T1619101221-000	38
T1619101221-000	62
T1619101225-000	38
T1619101225-000	62
T1619161116-000	40
T1619161116-000	65
T1619161120-000	40
T1619161120-000	65
T1619161121-000	40
T1619161121-000	65
T1619161125-000	40
T1619161125-000	65
T1619161216-000	40
T1619161216-000	65
T1619161220-000	40
T1619161220-000	65
T1619161221-000	40
T1619161221-000	65
T1619161225-000	40
T1619161225-000	65
T1620062116-000	72
T1620062116-000	121
T1620062120-000	72
T1620062120-000	121
T1620062121-000	72
T1620062121-000	121

Part Number	Page
T1620062125-000	72
T1620062125-000	121
T1620062216-000	72
T1620062216-000	121
T1620062220-000	72
T1620062220-000	121
T1620062221-000	72
T1620062221-000	121
T1620062225-000	72
T1620062225-000	121
T1620103116-000	79
T1620103116-000	130
T1620103116-000	241
T1620103120-000	79
T1620103120-000	130
T1620103120-000	241
T1620103121-000	79
T1620103121-000	130
T1620103121-000	241
T1620103125-000	79
T1620103125-000	130
T1620103125-000	241
T1620103216-000	79
T1620103216-000	130
T1620103216-000	241
T1620103220-000	79
T1620103220-000	130
T1620103220-000	241
T1620103221-000	79
T1620103221-000	130
T1620103221-000	241
T1620103225-000	79
T1620103225-000	130
T1620103225-000	241
T1620163116-000	88
T1620163116-000	140
T1620163116-000	175
T1620163116-000	255
T1620163120-000	88
T1620163120-000	140
T1620163120-000	175
T1620163120-000	255
T1620163121-000	88
T1620163121-000	140
T1620163121-000	175
T1620163121-000	255
T1620163125-000	88
T1620163125-000	140
T1620163125-000	175
T1620163125-000	255
T1620163216-000	88
T1620163216-000	140
T1620163216-000	175
T1620163216-000	255
T1620163220-000	88
T1620163220-000	140

Part Number	Page
T1620163220-000	175
T1620163220-000	255
T1620163221-000	88
T1620163221-000	140
T1620163221-000	175
T1620163221-000	255
T1620163225-000	88
T1620163225-000	140
T1620163225-000	175
T1620163225-000	255
T1620243116-000	97
T1620243116-000	150
T1620243116-000	265
T1620243120-000	97
T1620243120-000	150
T1620243120-000	265
T1620243121-000	97
T1620243121-000	150
T1620243121-000	265
T1620243125-000	97
T1620243125-000	150
T1620243125-000	265
T1620243216-000	97
T1620243216-000	150
T1620243216-000	265
T1620243220-000	97
T1620243220-000	150
T1620243220-000	265
T1620243221-000	97
T1620243221-000	150
T1620243221-000	265
T1620243225-000	97
T1620243225-000	150
T1620243225-000	265
T1620320129-000	105
T1620320129-000	159
T1620320129-000	180
T1620320132-000	105
T1620320132-000	159
T1620320132-000	180
T1620320140-000	105
T1620320140-000	159
T1620320140-000	180
T1620320229-000	105
T1620320229-000	159
T1620320229-000	180
T1620320232-000	105
T1620320232-000	159
T1620320232-000	180
T1620320240-000	105
T1620320240-000	159
T1620320240-000	180
T1620480129-000	109
T1620480129-000	164
T1620480132-000	109
T1620480132-000	164
T1620480136-000	109
T1620480136-000	164
T1620480140-000	109
T1620480140-000	164
T1620480142-000	109
T1620480142-000	164
T1620480150-000	109
T1620480150-000	164
T1620480229-000	109
T1620480229-000	164
T1620480232-000	109
T1620480232-000	164
T1620480236-000	109
T1620480236-000	164
T1620480240-000	109
T1620480240-000	164
T1620480242-000	109
T1620480242-000	164
T1620480250-000	109
T1620480250-000	164
T1629101116-000	38
T1629101116-000	62
T1629101120-000	38
T1629101120-000	62
T1629101121-000	38
T1629101121-000	62
T1629101125-000	38
T1629101125-000	62
T1629101216-000	38
T1629101216-000	62
T1629101220-000	38
T1629101220-000	62
T1629101221-000	38
T1629101221-000	62
T1629101225-000	38
T1629101225-000	62
T1629161116-000	40
T1629161116-000	65
T1629161120-000	40
T1629161120-000	65
T1629161121-000	40
T1629161121-000	65
T1629161125-000	40
T1629161125-000	65
T1629161216-000	40
T1629161216-000	65
T1629161220-000	40
T1629161220-000	65
T1629161221-000	40
T1629161221-000	65
T1629161225-000	40
T1629161225-000	65
T1650062121-000	72
T1650062121-000	121
T1650062125-000	72
T1650062125-000	121
T1650062129-000	72
T1650062129-000	121
T1650062132-000	72
T1650062132-000	121
T1650062221-000	72
T1650062221-000	121
T1650062225-000	72
T1650062225-000	121
T1650062229-000	72
T1650062229-000	121
T1650062232-000	72
T1650062232-000	121
T1650103121-000	79
T1650103121-000	130
T1650103121-000	241
T1650103125-000	79
T1650103125-000	130
T1650103125-000	241
T1650103129-000	79
T1650103129-000	130
T1650103129-000	241
T1650103132-000	79
T1650103132-000	130
T1650103132-000	241
T1650103221-000	79
T1650103221-000	130
T1650103221-000	241
T1650103225-000	79
T1650103225-000	130
T1650103225-000	241
T1650103229-000	79
T1650103229-000	130
T1650103229-000	241
T1650103232-000	79
T1650103232-000	130
T1650103232-000	241
T1650163121-000	88
T1650163121-000	140
T1650163121-000	175
T1650163121-000	255
T1650163125-000	88
T1650163125-000	140
T1650163125-000	175
T1650163125-000	255
T1650163129-000	88
T1650163129-000	140
T1650163129-000	175
T1650163129-000	255
T1650163132-000	88
T1650163132-000	140
T1650163132-000	175
T1650163132-000	255
T1650163221-000	88
T1650163221-000	140
T1650163221-000	175
T1650163221-000	255

All specifications subject to change. Consult TE Connectivity for latest design specifications.
Contact TE for assistance with any part number configuration.

Part Number	Page
T1650163225-000	88
T1650163225-000	140
T1650163225-000	175
T1650163225-000	255
T1650163229-000	88
T1650163229-000	140
T1650163229-000	175
T1650163229-000	255
T1650163232-000	88
T1650163232-000	140
T1650163232-000	175
T1650163232-000	255
T1650243121-000	97
T1650243121-000	150
T1650243121-000	265
T1650243125-000	97
T1650243125-000	150
T1650243125-000	265
T1650243129-000	97
T1650243129-000	150
T1650243129-000	265
T1650243132-000	97
T1650243132-000	150
T1650243132-000	265
T1650243221-000	97
T1650243221-000	150
T1650243221-000	265
T1650243225-000	97
T1650243225-000	150
T1650243225-000	265
T1650243229-000	97
T1650243229-000	150
T1650243229-000	265
T1650243232-000	97
T1650243232-000	150
T1650243232-000	265
T1660062121-000	72
T1660062121-000	121
T1660062125-000	72
T1660062125-000	121
T1660062129-000	72
T1660062129-000	121
T1660062132-000	72
T1660062132-000	121
T1660062221-000	72
T1660062221-000	121
T1660062225-000	72
T1660062225-000	121
T1660062229-000	72
T1660062229-000	121
T1660062232-000	72
T1660062232-000	121
T1660103121-000	79
T1660103121-000	130
T1660103121-000	241
T1660103125-000	79
T1660103125-000	130
T1660103125-000	241
T1660103129-000	79
T1660103129-000	130
T1660103129-000	241
T1660103132-000	79
T1660103132-000	130
T1660103132-000	241
T1660103221-000	79
T1660103221-000	130
T1660103221-000	241
T1660103225-000	79
T1660103225-000	130
T1660103225-000	241
T1660103229-000	79
T1660103229-000	130
T1660103229-000	241
T1660103232-000	79
T1660103232-000	130
T1660103232-000	241
T1660163121-000	88
T1660163121-000	140
T1660163121-000	175
T1660163121-000	255
T1660163125-000	88
T1660163125-000	140
T1660163125-000	175
T1660163125-000	255
T1660163129-000	88
T1660163129-000	140
T1660163129-000	175
T1660163129-000	255
T1660163132-000	88
T1660163132-000	140
T1660163132-000	175
T1660163132-000	255
T1660163221-000	88
T1660163221-000	140
T1660163221-000	175
T1660163221-000	255
T1660163225-000	88
T1660163225-000	140
T1660163225-000	175
T1660163225-000	255
T1660163229-000	88
T1660163229-000	140
T1660163229-000	175
T1660163229-000	255
T1660163232-000	88
T1660163232-000	140
T1660163232-000	175
T1660163232-000	255
T1660243121-000	97
T1660243121-000	150
T1660243121-000	265
T1660243125-000	97
T1660243125-000	150
T1660243125-000	265
T1660243129-000	97
T1660243129-000	150
T1660243129-000	265
T1660243132-000	97
T1660243132-000	150
T1660243132-000	265
T1660243221-000	97
T1660243221-000	150
T1660243221-000	265
T1660243225-000	97
T1660243225-000	150
T1660243225-000	265
T1660243229-000	97
T1660243229-000	150
T1660243229-000	265
T1660243232-000	97
T1660243232-000	150
T1660243232-000	265
T1710101116-000	76
T1710101116-000	127
T1710101116-000	238
T1710101120-000	76
T1710101120-000	127
T1710101120-000	238
T1710101125-000	76
T1710101125-000	127
T1710101125-000	238
T1710161121-000	85
T1710161121-000	137
T1710161121-000	172
T1710161121-000	252
T1710161125-000	85
T1710161125-000	137
T1710161125-000	172
T1710161125-000	252
T1710161132-000	85
T1710161132-000	137
T1710161132-000	172
T1710161132-000	252
T1710241121-000	94
T1710241121-000	147
T1710241121-000	262
T1710241125-000	94
T1710241125-000	147
T1710241125-000	262
T1710241132-000	94
T1710241132-000	147
T1710241132-000	262
T1710322129-000	104
T1710322129-000	158
T1710322129-000	179
T1710322132-000	104
T1710322132-000	158
T1710322132-000	179

Part Number	Page
T1710322136-000	104
T1710322136-000	158
T1710322136-000	179
T1710322140-000	104
T1710322140-000	158
T1710322140-000	179
T1710322142-000	104
T1710322142-000	158
T1710322142-000	179
T1710322150-000	104
T1710322150-000	158
T1710322150-000	179
T1710322163-000	104
T1710322163-000	158
T1710322163-000	179
T1730062116-000	71
T1730062116-000	120
T1730062120-000	71
T1730062120-000	120
T1730062125-000	71
T1730062125-000	120
T1730103116-000	78
T1730103116-000	129
T1730103116-000	240
T1730103120-000	78
T1730103120-000	129
T1730103120-000	240
T1730103125-000	78
T1730103125-000	129
T1730103125-000	240
T1730163121-000	87
T1730163121-000	139
T1730163121-000	174
T1730163121-000	254
T1730163125-000	87
T1730163125-000	139
T1730163125-000	174
T1730163125-000	254
T1730163129-000	87
T1730163129-000	139
T1730163129-000	174
T1730163129-000	254
T1730163132-000	87
T1730163132-000	139
T1730163132-000	174
T1730163132-000	254
T1730242121-000	96
T1730242121-000	149
T1730242121-000	264
T1730242125-000	96
T1730242125-000	149
T1730242125-000	264
T1730242129-000	96
T1730242129-000	149
T1730242129-000	264
T1730242132-000	96
T1730242132-000	149
T1730242132-000	264
T1739030111-000	33
T1739030111-000	56
T1739030111-000	185
T1739030120-000	33
T1739030120-000	56
T1739030120-000	185
T1739031111-000	34
T1739031120-000	34
T1739031111-000	57
T1739031120-000	57
T1739031111-000	186
T1739031120-000	186
T1739101116-000	38
T1739101116-000	62
T1739101120-000	38
T1739101120-000	62
T1739101125-000	38
T1739101125-000	62
T1739161116-000	40
T1739161116-000	65
T1739161120-000	40
T1739161120-000	65
T1739161125-000	40
T1739161125-000	65
T1750101121-000	76
T1750101121-000	127
T1750101121-000	238
T1750101125-000	76
T1750101125-000	127
T1750101125-000	238
T1750101129-000	76
T1750101129-000	127
T1750101129-000	238
T1750101132-000	76
T1750101132-000	127
T1750101132-000	238
T1750161121-000	85
T1750161121-000	137
T1750161121-000	172
T1750161121-000	252
T1750161125-000	85
T1750161125-000	137
T1750161125-000	172
T1750161125-000	252
T1750161129-000	85
T1750161129-000	137
T1750161129-000	172
T1750161129-000	252
T1750161132-000	85
T1750161132-000	137
T1750161132-000	172
T1750161132-000	252
T1750161140-000	85
T1750161140-000	137
T1750161140-000	172
T1750161140-000	252
T1750241121-000	94
T1750241121-000	147
T1750241121-000	262
T1750241125-000	94
T1750241125-000	147
T1750241125-000	262
T1750241129-000	94
T1750241129-000	147
T1750241129-000	262
T1750241132-000	94
T1750241132-000	147
T1750241132-000	262
T1750241140-000	94
T1750241140-000	147
T1750241140-000	262
T1770062120-000	71
T1770062120-000	120
T1770062121-000	71
T1770062121-000	120
T1770062125-000	71
T1770062125-000	120
T1770062129-000	71
T1770062129-000	120
T1770062132-000	71
T1770062132-000	120
T1770103121-000	78
T1770103121-000	129
T1770103121-000	240
T1770103125-000	78
T1770103125-000	129
T1770103125-000	240
T1770103129-000	78
T1770103129-000	129
T1770103129-000	240
T1770103132-000	78
T1770103132-000	129
T1770103132-000	240
T1770163121-000	87
T1770163121-000	139
T1770163121-000	174
T1770163121-000	254
T1770163125-000	87
T1770163125-000	139
T1770163125-000	174
T1770163125-000	254
T1770163129-000	87
T1770163129-000	139
T1770163129-000	174
T1770163129-000	254
T1770163132-000	87
T1770163132-000	139
T1770163132-000	174
T1770163132-000	254
T1770163140-000	87

All specifications subject to change. Consult TE Connectivity for latest design specifications.
Contact TE for assistance with any part number configuration.

Part Number	Page
T1770163140-000	139
T1770163140-000	174
T1770163140-000	254
T1770243121-000	96
T1770243121-000	149
T1770243121-000	264
T1770243125-000	96
T1770243125-000	149
T1770243125-000	264
T1770243129-000	96
T1770243129-000	149
T1770243129-000	264
T1770243132-000	96
T1770243132-000	149
T1770243132-000	264
T1770243140-000	96
T1770243140-000	149
T1770243140-000	264
T1779101121-000	38
T1779101121-000	62
T1779101125-000	38
T1779101125-000	62
T1779161121-000	40
T1779161121-000	65
T1779161125-000	40
T1779161125-000	65
T1812242121-000	279
T1812242125-000	279
T1812242132-000	279
T1822242121-000	279
T1822242125-000	279
T1822242129-000	279
T1822242132-000	279
T1822242140-000	279
T1852242121-000	279
T1852242125-000	279
T1852242221-000	279
T1852242225-000	279
T1870002201-000	306
T1870002201-000	306
T1870002201-000	306
T1870002201-000	306
T1870062101-000	306
T1870102101-000	306
T1870162101-000	306
T1870242101-000	306
T1910060116-000	297
T1910060120-000	297
T1910060121-000	297
T1910060125-000	297
T1910060129-000	297
T1910060132-000	297
T1910100116-000	297
T1910100120-000	297
T1910100121-000	297
T1910100125-000	297

Part Number	Page
T1910100129-000	297
T1910100132-000	297
T1910160116-000	297
T1910160121-000	297
T1910160125-000	297
T1910160129-000	297
T1910160132-000	297
T1910160140-000	297
T1910240116-000	297
T1910240121-000	297
T1910240125-000	297
T1910240129-000	297
T1910240132-000	297
T1910240140-000	297
T1912061121-000	299
T1912061125-000	299
T1912101121-000	299
T1912101125-000	299
T1912101129-000	299
T1912101132-000	299
T1912161121-000	299
T1912161125-000	299
T1912161129-000	299
T1912161132-000	299
T1912161140-000	299
T1912241121-000	299
T1912241125-000	299
T1912241129-000	299
T1912241132-000	299
T1912241136-000	299
T1912241140-000	299
T1920030116-000	278
T1920030120-000	278
T1920060116-000	297
T1920060120-000	297
T1920060121-000	297
T1920060125-000	297
T1920060129-000	297
T1920060132-000	297
T1920100116-000	297
T1920100120-000	297
T1920100121-000	297
T1920100125-000	297
T1920100129-000	297
T1920100132-000	297
T1920160116-000	297
T1920160121-000	297
T1920160125-000	297
T1920160129-000	297
T1920160132-000	297
T1920160140-000	297
T1920240116-000	297
T1920240121-000	297
T1920240125-000	297
T1920240129-000	297
T1920240132-000	297

Part Number	Page
T1920240140-000	297
T1922061121-000	299
T1922061125-000	299
T1922061129-000	299
T1922061132-000	299
T1922061136-000	299
T1922061140-000	299
T1922101121-000	299
T1922101125-000	299
T1922101129-000	299
T1922101132-000	299
T1922101136-000	299
T1922101140-000	299
T1922161121-000	299
T1922161125-000	299
T1922161129-000	299
T1922161132-000	299
T1922161136-000	299
T1922161140-000	299
T1922241121-000	299
T1922241125-000	299
T1922241129-000	299
T1922241132-000	299
T1922241136-000	299
T1922241140-000	299
T1930030000-000	278
T1930060000-000	298
T1930100000-000	298
T1930160000-000	298
T1930240000-000	298
T1932061000-000	299
T1932101000-000	299
T1932161000-000	299
T1932241000-000	299
T1946030000-000	278
T1946031000-000	278
T1946032000-000	278
T1950100121-000	298
T1950100125-000	298
T1950100129-000	298
T1950100132-000	298
T1990060000-000	298
T1990100000-000	298
T1990160000-000	298
T1990240000-000	298
T1990240000-000	299
T1990240001-000	298
T1912063800-000	326
T1912064800-000	326
T1912065200-000	326
T1912065600-000	326
T1912066000-000	326
T1918121400-000	326
T1918121800-000	326
T1922182200-000	326
T1926222600-000	326

Part Number	Page
T1932263200-000	326
T1934303400-000	326
T1942384200-000	326
T1964566400-000	326
T1970667000-000	326
T2010032101-000	29
T2010032201-000	29
T2010033101-000	29
T2010033201-000	29
T2010042101-000	29
T2010042201-000	29
T2010043101-000	29
T2010043201-000	29
T2010102101-000	37
T2010102201-000	37
T2010162101-000	39
T2010162101-000	41
T2010162201-000	39
T2010162201-000	41
T2010164101-000	39
T2010164101-000	39
T2010324101-000	41
T2010164201-000	39
T2010164201-000	41
T2010322101-000	41
T2010322201-000	41
T2010324201-000	41
T2019092101-000	189
T2019092201-000	189
T2020001002-000	27
T2020001005-000	27
T2020001008-000	27
T2020001010-000	27
T2020001015-000	27
T2020001025-000	27
T2020001002-000	31
T2020001005-000	31
T2020001008-000	31
T2020001010-000	31
T2020001015-000	31
T2020001025-000	31
T2020001002-000	48
T2020001005-000	48
T2020001008-000	48
T2020001010-000	48
T2020001015-000	48
T2020001025-000	48
T2020001002-000	55
T2020001005-000	55
T2020001008-000	55
T2020001010-000	55
T2020001015-000	55
T2020001025-000	55
T2020001002-000	60
T2020001005-000	60
T2020001008-000	60
T2020001010-000	60
T2020001015-000	60
T2020001025-000	60
T2020001002-000	63
T2020001005-000	63
T2020001008-000	63
T2020001010-000	63
T2020001015-000	63
T2020001025-000	63
T2020001002-000	66
T2020001005-000	66
T2020001008-000	66
T2020001010-000	66
T2020001015-000	66
T2020001025-000	66
T2020001002-000	69
T2020001005-000	69
T2020001008-000	69
T2020001010-000	69
T2020001015-000	69
T2020001025-000	69
T2020001002-000	74
T2020001005-000	74
T2020001008-000	74
T2020001010-000	74
T2020001015-000	74
T2020001025-000	74
T2020001002-000	82
T2020001005-000	82
T2020001008-000	82
T2020001010-000	82
T2020001015-000	82
T2020001025-000	82
T2020001002-000	84
T2020001005-000	84
T2020001008-000	84
T2020001010-000	84
T2020001015-000	84
T2020001025-000	84
T2020001002-000	91
T2020001005-000	91
T2020001008-000	91
T2020001010-000	91
T2020001015-000	91
T2020001025-000	91
T2020001002-000	93
T2020001005-000	93
T2020001008-000	93
T2020001010-000	93
T2020001015-000	93
T2020001025-000	93
T2020001002-000	101
T2020001005-000	101
T2020001008-000	101
T2020001010-000	101
T2020001015-000	101
T2020001025-000	101
T2020001002-000	103
T2020001005-000	103
T2020001008-000	103
T2020001010-000	103
T2020001015-000	103
T2020001025-000	103
T2020001002-000	106
T2020001005-000	106
T2020001008-000	106
T2020001010-000	106
T2020001015-000	106
T2020001025-000	106
T2020001002-000	108
T2020001005-000	108
T2020001008-000	108
T2020001010-000	108
T2020001015-000	108
T2020001025-000	108
T2020001002-000	110
T2020001005-000	110
T2020001008-000	110
T2020001010-000	110
T2020001015-000	110
T2020001025-000	110
T2020001002-000	184
T2020001005-000	184
T2020001008-000	184
T2020001010-000	184
T2020001015-000	184
T2020001025-000	184
T2020001002-000	190
T2020001005-000	190
T2020001008-000	190
T2020001010-000	190
T2020001015-000	190
T2020001025-000	190
T2020001002-000	221
T2020001005-000	221
T2020001008-000	221
T2020001010-000	221
T2020001015-000	221
T2020001025-000	221
T2020001002-000	223
T2020001005-000	223
T2020001008-000	223
T2020001010-000	223
T2020001015-000	223
T2020001025-000	223
T2020001002-000	237
T2020001005-000	237
T2020001008-000	237
T2020001010-000	237
T2020001015-000	237
T2020001025-000	237
T2020001002-000	249

All specifications subject to change. Consult TE Connectivity for latest design specifications.
Contact TE for assistance with any part number configuration.

Part Number	Page
T2020001005-000	249
T2020001008-000	249
T2020001010-000	249
T2020001015-000	249
T2020001025-000	249
T2020001002-000	251
T2020001005-000	251
T2020001008-000	251
T2020001010-000	251
T2020001015-000	251
T2020001025-000	251
T2020001002-000	303
T2020001005-000	303
T2020001008-000	303
T2020001010-000	303
T2020001015-000	303
T2020001025-000	303
T2020002002-000	27
T2020002005-000	27
T2020002008-000	27
T2020002010-000	27
T2020002015-000	27
T2020002025-000	27
T2020002002-000	31
T2020002005-000	31
T2020002008-000	31
T2020002010-000	31
T2020002015-000	31
T2020002025-000	31
T2020002002-000	48
T2020002005-000	48
T2020002008-000	48
T2020002010-000	48
T2020002015-000	48
T2020002025-000	48
T2020002002-000	55
T2020002005-000	55
T2020002008-000	55
T2020002010-000	55
T2020002015-000	55
T2020002025-000	55
T2020002002-000	60
T2020002005-000	60
T2020002008-000	60
T2020002010-000	60
T2020002015-000	60
T2020002025-000	60
T2020002002-000	63
T2020002005-000	63
T2020002008-000	63
T2020002010-000	63
T2020002015-000	63
T2020002025-000	63
T2020002002-000	66
T2020002005-000	66
T2020002008-000	66
T2020002010-000	66
T2020002015-000	66
T2020002025-000	66
T2020002002-000	69
T2020002005-000	69
T2020002008-000	69
T2020002010-000	69
T2020002015-000	69
T2020002025-000	69
T2020002002-000	74
T2020002005-000	74
T2020002008-000	74
T2020002010-000	74
T2020002015-000	74
T2020002025-000	74
T2020002002-000	82
T2020002005-000	82
T2020002008-000	82
T2020002010-000	82
T2020002015-000	82
T2020002025-000	82
T2020002002-000	84
T2020002005-000	84
T2020002008-000	84
T2020002010-000	84
T2020002015-000	84
T2020002025-000	84
T2020002002-000	91
T2020002005-000	91
T2020002008-000	91
T2020002010-000	91
T2020002015-000	91
T2020002025-000	91
T2020002002-000	93
T2020002005-000	93
T2020002008-000	93
T2020002010-000	93
T2020002015-000	93
T2020002025-000	93
T2020002002-000	101
T2020002005-000	101
T2020002008-000	101
T2020002010-000	101
T2020002015-000	101
T2020002025-000	101
T2020002002-000	103
T2020002005-000	103
T2020002008-000	103
T2020002010-000	103
T2020002015-000	103
T2020002025-000	103
T2020002002-000	106
T2020002005-000	106
T2020002008-000	106
T2020002010-000	106
T2020002015-000	106
T2020002025-000	106
T2020002002-000	108
T2020002005-000	108
T2020002008-000	108
T2020002010-000	108
T2020002015-000	108
T2020002025-000	108
T2020002002-000	110
T2020002005-000	110
T2020002008-000	110
T2020002010-000	110
T2020002015-000	110
T2020002025-000	110
T2020002002-000	184
T2020002005-000	184
T2020002008-000	184
T2020002010-000	184
T2020002015-000	184
T2020002025-000	184
T2020002002-000	190
T2020002005-000	190
T2020002008-000	190
T2020002010-000	190
T2020002015-000	190
T2020002025-000	190
T2020002002-000	221
T2020002005-000	221
T2020002008-000	221
T2020002010-000	221
T2020002015-000	221
T2020002025-000	221
T2020002002-000	223
T2020002005-000	223
T2020002008-000	223
T2020002010-000	223
T2020002015-000	223
T2020002025-000	223
T2020002002-000	237
T2020002005-000	237
T2020002008-000	237
T2020002010-000	237
T2020002015-000	237
T2020002025-000	237
T2020002002-000	249
T2020002005-000	249
T2020002008-000	249
T2020002010-000	249
T2020002015-000	249
T2020002025-000	249
T2020002002-000	251
T2020002005-000	251
T2020002008-000	251
T2020002010-000	251
T2020002015-000	251
T2020002025-000	251
T2020002002-000	303

Part Number	Page
T2020002005-000	303
T2020002008-000	303
T2020002010-000	303
T2020002015-000	303
T2020002025-000	303
T2020011002-000	27
T2020011005-000	27
T2020011008-000	27
T2020011010-000	27
T2020011015-000	27
T2020011025-000	27
T2020011002-000	31
T2020011005-000	31
T2020011008-000	31
T2020011010-000	31
T2020011015-000	31
T2020011025-000	31
T2020011002-000	48
T2020011005-000	48
T2020011008-000	48
T2020011010-000	48
T2020011015-000	48
T2020011025-000	48
T2020011002-000	55
T2020011005-000	55
T2020011008-000	55
T2020011010-000	55
T2020011015-000	55
T2020011025-000	55
T2020011002-000	60
T2020011005-000	60
T2020011008-000	60
T2020011010-000	60
T2020011015-000	60
T2020011025-000	60
T2020011002-000	63
T2020011005-000	63
T2020011008-000	63
T2020011010-000	63
T2020011015-000	63
T2020011025-000	63
T2020011002-000	66
T2020011005-000	66
T2020011008-000	66
T2020011010-000	66
T2020011015-000	66
T2020011025-000	66
T2020011002-000	69
T2020011005-000	69
T2020011008-000	69
T2020011010-000	69
T2020011015-000	69
T2020011025-000	69
T2020011002-000	74
T2020011005-000	74
T2020011008-000	74
T2020011010-000	74
T2020011015-000	74
T2020011025-000	74
T2020011002-000	82
T2020011005-000	82
T2020011008-000	82
T2020011010-000	82
T2020011015-000	82
T2020011025-000	82
T2020011002-000	84
T2020011005-000	84
T2020011008-000	84
T2020011010-000	84
T2020011015-000	84
T2020011025-000	84
T2020011002-000	91
T2020011005-000	91
T2020011008-000	91
T2020011010-000	91
T2020011015-000	91
T2020011025-000	91
T2020011002-000	93
T2020011005-000	93
T2020011008-000	93
T2020011010-000	93
T2020011015-000	93
T2020011025-000	93
T2020011002-000	101
T2020011005-000	101
T2020011008-000	101
T2020011010-000	101
T2020011015-000	101
T2020011025-000	101
T2020011002-000	103
T2020011005-000	103
T2020011008-000	103
T2020011010-000	103
T2020011015-000	103
T2020011025-000	103
T2020011002-000	106
T2020011005-000	106
T2020011008-000	106
T2020011010-000	106
T2020011015-000	106
T2020011025-000	106
T2020011002-000	108
T2020011005-000	108
T2020011008-000	108
T2020011010-000	108
T2020011015-000	108
T2020011025-000	108
T2020011002-000	110
T2020011005-000	110
T2020011008-000	110
T2020011010-000	110
T2020011015-000	110
T2020011025-000	110
T2020011002-000	184
T2020011005-000	184
T2020011008-000	184
T2020011010-000	184
T2020011015-000	184
T2020011025-000	184
T2020011002-000	190
T2020011005-000	190
T2020011008-000	190
T2020011010-000	190
T2020011015-000	190
T2020011025-000	190
T2020011002-000	221
T2020011005-000	221
T2020011008-000	221
T2020011010-000	221
T2020011015-000	221
T2020011025-000	221
T2020011002-000	223
T2020011005-000	223
T2020011008-000	223
T2020011010-000	223
T2020011015-000	223
T2020011025-000	223
T2020011002-000	237
T2020011005-000	237
T2020011008-000	237
T2020011010-000	237
T2020011015-000	237
T2020011025-000	237
T2020011002-000	249
T2020011005-000	249
T2020011008-000	249
T2020011010-000	249
T2020011015-000	249
T2020011025-000	249
T2020011002-000	251
T2020011005-000	251
T2020011008-000	251
T2020011010-000	251
T2020011015-000	251
T2020011025-000	251
T2020011002-000	303
T2020011005-000	303
T2020011008-000	303
T2020011010-000	303
T2020011015-000	303
T2020011025-000	303
T2020012002-000	27
T2020012005-000	27
T2020012008-000	27
T2020012010-000	27
T2020012015-000	27
T2020012025-000	27
T2020012002-000	31

All specifications subject to change. Consult TE Connectivity for latest design specifications.
Contact TE for assistance with any part number configuration.

Part Number	Page
T2020012005-000	31
T2020012008-000	31
T2020012010-000	31
T2020012015-000	31
T2020012025-000	31
T2020012002-000	48
T2020012005-000	48
T2020012008-000	48
T2020012010-000	48
T2020012015-000	48
T2020012025-000	48
T2020012002-000	55
T2020012005-000	55
T2020012008-000	55
T2020012010-000	55
T2020012015-000	55
T2020012025-000	55
T2020012002-000	60
T2020012005-000	60
T2020012008-000	60
T2020012010-000	60
T2020012015-000	60
T2020012025-000	60
T2020012002-000	63
T2020012005-000	63
T2020012008-000	63
T2020012010-000	63
T2020012015-000	63
T2020012025-000	63
T2020012002-000	66
T2020012005-000	66
T2020012008-000	66
T2020012010-000	66
T2020012015-000	66
T2020012025-000	66
T2020012002-000	69
T2020012005-000	69
T2020012008-000	69
T2020012010-000	69
T2020012015-000	69
T2020012025-000	69
T2020012002-000	74
T2020012005-000	74
T2020012008-000	74
T2020012010-000	74
T2020012015-000	74
T2020012025-000	74
T2020012002-000	82
T2020012005-000	82
T2020012008-000	82
T2020012010-000	82
T2020012015-000	82
T2020012025-000	82
T2020012002-000	84
T2020012005-000	84
T2020012008-000	84
T2020012010-000	84
T2020012015-000	84
T2020012025-000	84
T2020012002-000	91
T2020012005-000	91
T2020012008-000	91
T2020012010-000	91
T2020012015-000	91
T2020012025-000	91
T2020012002-000	93
T2020012005-000	93
T2020012008-000	93
T2020012010-000	93
T2020012015-000	93
T2020012025-000	93
T2020012002-000	101
T2020012005-000	101
T2020012008-000	101
T2020012010-000	101
T2020012015-000	101
T2020012025-000	101
T2020012002-000	103
T2020012005-000	103
T2020012008-000	103
T2020012010-000	103
T2020012015-000	103
T2020012025-000	103
T2020012002-000	106
T2020012005-000	106
T2020012008-000	106
T2020012010-000	106
T2020012015-000	106
T2020012025-000	106
T2020012002-000	108
T2020012005-000	108
T2020012008-000	108
T2020012010-000	108
T2020012015-000	108
T2020012025-000	108
T2020012002-000	110
T2020012005-000	110
T2020012008-000	110
T2020012010-000	110
T2020012015-000	110
T2020012025-000	110
T2020012002-000	184
T2020012005-000	184
T2020012008-000	184
T2020012010-000	184
T2020012015-000	184
T2020012025-000	184
T2020012002-000	190
T2020012005-000	190
T2020012008-000	190
T2020012010-000	190
T2020012015-000	190
T2020012025-000	190
T2020012002-000	221
T2020012005-000	221
T2020012008-000	221
T2020012010-000	221
T2020012015-000	221
T2020012025-000	221
T2020012002-000	223
T2020012005-000	223
T2020012008-000	223
T2020012010-000	223
T2020012015-000	223
T2020012025-000	223
T2020012002-000	237
T2020012005-000	237
T2020012008-000	237
T2020012010-000	237
T2020012015-000	237
T2020012025-000	237
T2020012002-000	249
T2020012005-000	249
T2020012008-000	249
T2020012010-000	249
T2020012015-000	249
T2020012025-000	249
T2020012002-000	251
T2020012005-000	251
T2020012008-000	251
T2020012010-000	251
T2020012015-000	251
T2020012025-000	251
T2020012002-000	303
T2020012005-000	303
T2020012008-000	303
T2020012010-000	303
T2020012015-000	303
T2020012025-000	303
T2020072101-000	27
T2020072101-000	55
T2020072201-000	27
T2020072201-000	55
T2020082101-000	27
T2020082101-000	55
T2020082201-000	27
T2020082201-000	55
T2020152101-000	60
T2020152201-000	60
T2020252101-000	63
T2020252101-000	66
T2020252201-000	63
T2020252201-000	66
T2020402101-000	101
T2020402101-000	82
T2020402201-000	82
T2020402201-000	101
T2020502101-000	66

Part Number	Page
T2020502201-000	66
T2020642101-000	91
T2020642101-000	106
T2020642201-000	91
T2020642201-000	106
T2020802101-000	101
T2020802201-000	101
T2021282101-000	106
T2021282201-000	106
T2030001002-000	32
T2030001005-000	32
T2030001008-000	32
T2030001010-000	32
T2030001015-000	32
T2030001025-000	32
T2030001040-000	32
T2030001002-000	49
T2030001005-000	49
T2030001008-000	49
T2030001010-000	49
T2030001015-000	49
T2030001025-000	49
T2030001040-000	49
T2030001002-000	117
T2030001005-000	117
T2030001008-000	117
T2030001010-000	117
T2030001015-000	117
T2030001025-000	117
T2030001040-000	117
T2030001002-000	118
T2030001005-000	118
T2030001008-000	118
T2030001010-000	118
T2030001015-000	118
T2030001025-000	118
T2030001040-000	118
T2030001002-000	119
T2030001005-000	119
T2030001008-000	119
T2030001010-000	119
T2030001015-000	119
T2030001025-000	119
T2030001040-000	119
T2030001002-000	124
T2030001005-000	124
T2030001008-000	124
T2030001010-000	124
T2030001015-000	124
T2030001025-000	124
T2030001040-000	124
T2030001002-000	125
T2030001005-000	125
T2030001008-000	125
T2030001010-000	125
T2030001015-000	125
T2030001025-000	125
T2030001040-000	125
T2030001002-000	126
T2030001005-000	126
T2030001008-000	126
T2030001010-000	126
T2030001015-000	126
T2030001025-000	126
T2030001040-000	126
T2030001002-000	133
T2030001005-000	133
T2030001008-000	133
T2030001010-000	133
T2030001015-000	133
T2030001025-000	133
T2030001040-000	133
T2030001002-000	134
T2030001005-000	134
T2030001008-000	134
T2030001010-000	134
T2030001015-000	134
T2030001025-000	134
T2030001040-000	134
T2030001002-000	135
T2030001005-000	135
T2030001008-000	135
T2030001010-000	135
T2030001015-000	135
T2030001025-000	135
T2030001040-000	135
T2030001002-000	136
T2030001005-000	136
T2030001008-000	136
T2030001010-000	136
T2030001015-000	136
T2030001025-000	136
T2030001040-000	136
T2030001002-000	143
T2030001005-000	143
T2030001008-000	143
T2030001010-000	143
T2030001015-000	143
T2030001025-000	143
T2030001040-000	143
T2030001002-000	144
T2030001005-000	144
T2030001008-000	144
T2030001010-000	144
T2030001015-000	144
T2030001025-000	144
T2030001040-000	144
T2030001002-000	145
T2030001005-000	145
T2030001008-000	145
T2030001010-000	145
T2030001015-000	145
T2030001025-000	145
T2030001040-000	145
T2030001002-000	146
T2030001005-000	146
T2030001008-000	146
T2030001010-000	146
T2030001015-000	146
T2030001025-000	146
T2030001040-000	146
T2030001002-000	154
T2030001005-000	154
T2030001008-000	154
T2030001010-000	154
T2030001015-000	154
T2030001025-000	154
T2030001040-000	154
T2030001002-000	155
T2030001005-000	155
T2030001008-000	155
T2030001010-000	155
T2030001015-000	155
T2030001025-000	155
T2030001040-000	155
T2030001002-000	156
T2030001005-000	156
T2030001008-000	156
T2030001010-000	156
T2030001015-000	156
T2030001025-000	156
T2030001040-000	156
T2030001002-000	157
T2030001005-000	157
T2030001008-000	157
T2030001010-000	157
T2030001015-000	157
T2030001025-000	157
T2030001040-000	157
T2030001002-000	160
T2030001005-000	160
T2030001008-000	160
T2030001010-000	160
T2030001015-000	160
T2030001025-000	160
T2030001040-000	160
T2030001002-000	161
T2030001005-000	161
T2030001008-000	161
T2030001010-000	161
T2030001015-000	161
T2030001025-000	161
T2030001040-000	161
T2030001002-000	162
T2030001005-000	162
T2030001008-000	162
T2030001010-000	162
T2030001015-000	162

All specifications subject to change. Consult TE Connectivity for latest design specifications.
Contact TE for assistance with any part number configuration.

Part Number	Page
T2030001025-000	162
T2030001040-000	162
T2030001002-000	163
T2030001005-000	163
T2030001008-000	163
T2030001010-000	163
T2030001015-000	163
T2030001025-000	163
T2030001040-000	163
T2030001002-000	165
T2030001005-000	165
T2030001008-000	165
T2030001010-000	165
T2030001015-000	165
T2030001025-000	165
T2030001040-000	165
T2030001002-000	183
T2030001005-000	183
T2030001008-000	183
T2030001010-000	183
T2030001015-000	183
T2030001025-000	183
T2030001040-000	183
T2030001002-000	191
T2030001005-000	191
T2030001008-000	191
T2030001010-000	191
T2030001015-000	191
T2030001025-000	191
T2030001040-000	191
T2030001002-000	217
T2030001005-000	217
T2030001008-000	217
T2030001010-000	217
T2030001015-000	217
T2030001025-000	217
T2030001040-000	217
T2030001002-000	219
T2030001005-000	219
T2030001008-000	219
T2030001010-000	219
T2030001015-000	219
T2030001025-000	219
T2030001040-000	219
T2030001002-000	225
T2030001005-000	225
T2030001008-000	225
T2030001010-000	225
T2030001015-000	225
T2030001025-000	225
T2030001040-000	225
T2030001002-000	237
T2030001005-000	237
T2030001008-000	237
T2030001010-000	237
T2030001015-000	237

Part Number	Page
T2030001025-000	237
T2030001040-000	237
T2030001002-000	303
T2030001005-000	303
T2030001008-000	303
T2030001010-000	303
T2030001015-000	303
T2030001025-000	303
T2030001040-000	303
T2030002000-000	305
T2030002002-000	32
T2030002005-000	32
T2030002008-000	32
T2030002010-000	32
T2030002015-000	32
T2030002025-000	32
T2030002040-000	32
T2030002002-000	49
T2030002005-000	49
T2030002008-000	49
T2030002010-000	49
T2030002015-000	49
T2030002025-000	49
T2030002040-000	49
T2030002002-000	117
T2030002005-000	117
T2030002008-000	117
T2030002010-000	117
T2030002015-000	117
T2030002025-000	117
T2030002040-000	117
T2030002002-000	118
T2030002005-000	118
T2030002008-000	118
T2030002010-000	118
T2030002015-000	118
T2030002025-000	118
T2030002040-000	118
T2030002002-000	119
T2030002005-000	119
T2030002008-000	119
T2030002010-000	119
T2030002015-000	119
T2030002025-000	119
T2030002040-000	119
T2030002002-000	124
T2030002005-000	124
T2030002008-000	124
T2030002010-000	124
T2030002015-000	124
T2030002025-000	124
T2030002040-000	124
T2030002002-000	125
T2030002005-000	125
T2030002008-000	125
T2030002010-000	125

Part Number	Page
T2030002015-000	125
T2030002025-000	125
T2030002040-000	125
T2030002002-000	126
T2030002005-000	126
T2030002008-000	126
T2030002010-000	126
T2030002015-000	126
T2030002025-000	126
T2030002040-000	126
T2030002002-000	133
T2030002005-000	133
T2030002008-000	133
T2030002010-000	133
T2030002015-000	133
T2030002025-000	133
T2030002040-000	133
T2030002002-000	134
T2030002005-000	134
T2030002008-000	134
T2030002010-000	134
T2030002015-000	134
T2030002025-000	134
T2030002040-000	134
T2030002002-000	135
T2030002005-000	135
T2030002008-000	135
T2030002010-000	135
T2030002015-000	135
T2030002025-000	135
T2030002040-000	135
T2030002002-000	136
T2030002005-000	136
T2030002008-000	136
T2030002010-000	136
T2030002015-000	136
T2030002025-000	136
T2030002040-000	136
T2030002002-000	143
T2030002005-000	143
T2030002008-000	143
T2030002010-000	143
T2030002015-000	143
T2030002025-000	143
T2030002040-000	143
T2030002002-000	144
T2030002005-000	144
T2030002008-000	144
T2030002010-000	144
T2030002015-000	144
T2030002025-000	144
T2030002040-000	144
T2030002002-000	145
T2030002005-000	145
T2030002008-000	145
T2030002010-000	145

Part Number	Page
T2030002015-000	145
T2030002025-000	145
T2030002040-000	145
T2030002002-000	146
T2030002005-000	146
T2030002008-000	146
T2030002010-000	146
T2030002015-000	146
T2030002025-000	146
T2030002040-000	146
T2030002002-000	154
T2030002005-000	154
T2030002008-000	154
T2030002010-000	154
T2030002015-000	154
T2030002025-000	154
T2030002040-000	154
T2030002002-000	155
T2030002005-000	155
T2030002008-000	155
T2030002010-000	155
T2030002015-000	155
T2030002025-000	155
T2030002040-000	155
T2030002002-000	156
T2030002005-000	156
T2030002008-000	156
T2030002010-000	156
T2030002015-000	156
T2030002025-000	156
T2030002040-000	156
T2030002002-000	157
T2030002005-000	157
T2030002008-000	157
T2030002010-000	157
T2030002015-000	157
T2030002025-000	157
T2030002040-000	157
T2030002002-000	160
T2030002005-000	160
T2030002008-000	160
T2030002010-000	160
T2030002015-000	160
T2030002025-000	160
T2030002040-000	160
T2030002002-000	161
T2030002005-000	161
T2030002008-000	161
T2030002010-000	161
T2030002015-000	161
T2030002025-000	161
T2030002040-000	161
T2030002002-000	162
T2030002005-000	162
T2030002008-000	162
T2030002010-000	162

Part Number	Page
T2030002015-000	162
T2030002025-000	162
T2030002040-000	162
T2030002002-000	163
T2030002005-000	163
T2030002008-000	163
T2030002010-000	163
T2030002015-000	163
T2030002025-000	163
T2030002040-000	163
T2030002002-000	165
T2030002005-000	165
T2030002008-000	165
T2030002010-000	165
T2030002015-000	165
T2030002025-000	165
T2030002040-000	165
T2030002002-000	183
T2030002005-000	183
T2030002008-000	183
T2030002010-000	183
T2030002015-000	183
T2030002025-000	183
T2030002040-000	183
T2030002002-000	191
T2030002005-000	191
T2030002008-000	191
T2030002010-000	191
T2030002015-000	191
T2030002025-000	191
T2030002040-000	191
T2030002002-000	217
T2030002005-000	217
T2030002008-000	217
T2030002010-000	217
T2030002015-000	217
T2030002025-000	217
T2030002040-000	217
T2030002002-000	219
T2030002005-000	219
T2030002008-000	219
T2030002010-000	219
T2030002015-000	219
T2030002025-000	219
T2030002040-000	219
T2030002002-000	225
T2030002005-000	225
T2030002008-000	225
T2030002010-000	225
T2030002015-000	225
T2030002025-000	225
T2030002040-000	225
T2030002002-000	237
T2030002005-000	237
T2030002008-000	237
T2030002010-000	237

Part Number	Page
T2030002015-000	237
T2030002025-000	237
T2030002040-000	237
T2030002002-000	303
T2030002005-000	303
T2030002008-000	303
T2030002010-000	303
T2030002015-000	303
T2030002025-000	303
T2030002040-000	303
T2030011002-000	32
T2030011005-000	32
T2030011008-000	32
T2030011010-000	32
T2030011015-000	32
T2030011025-000	32
T2030011040-000	32
T2030011002-000	49
T2030011005-000	49
T2030011008-000	49
T2030011010-000	49
T2030011015-000	49
T2030011025-000	49
T2030011040-000	49
T2030011002-000	117
T2030011005-000	117
T2030011008-000	117
T2030011010-000	117
T2030011015-000	117
T2030011025-000	117
T2030011040-000	117
T2030011002-000	118
T2030011005-000	118
T2030011008-000	118
T2030011010-000	118
T2030011015-000	118
T2030011025-000	118
T2030011040-000	118
T2030011002-000	119
T2030011005-000	119
T2030011008-000	119
T2030011010-000	119
T2030011015-000	119
T2030011025-000	119
T2030011040-000	119
T2030011002-000	124
T2030011005-000	124
T2030011008-000	124
T2030011010-000	124
T2030011015-000	124
T2030011025-000	124
T2030011040-000	124
T2030011002-000	125
T2030011005-000	125
T2030011008-000	125
T2030011010-000	125

All specifications subject to change. Consult TE Connectivity for latest design specifications.
Contact TE for assistance with any part number configuration.

Part Number	Page
T2030011015-000	125
T2030011025-000	125
T2030011040-000	125
T2030011002-000	126
T2030011005-000	126
T2030011008-000	126
T2030011010-000	126
T2030011015-000	126
T2030011025-000	126
T2030011040-000	126
T2030011002-000	133
T2030011005-000	133
T2030011008-000	133
T2030011010-000	133
T2030011015-000	133
T2030011025-000	133
T2030011040-000	133
T2030011002-000	134
T2030011005-000	134
T2030011008-000	134
T2030011010-000	134
T2030011015-000	134
T2030011025-000	134
T2030011040-000	134
T2030011002-000	135
T2030011005-000	135
T2030011008-000	135
T2030011010-000	135
T2030011015-000	135
T2030011025-000	135
T2030011040-000	135
T2030011002-000	136
T2030011005-000	136
T2030011008-000	136
T2030011010-000	136
T2030011015-000	136
T2030011025-000	136
T2030011040-000	136
T2030011002-000	143
T2030011005-000	143
T2030011008-000	143
T2030011010-000	143
T2030011015-000	143
T2030011025-000	143
T2030011040-000	143
T2030011002-000	144
T2030011005-000	144
T2030011008-000	144
T2030011010-000	144
T2030011015-000	144
T2030011025-000	144
T2030011040-000	144
T2030011002-000	145
T2030011005-000	145
T2030011008-000	145
T2030011010-000	145

Part Number	Page
T2030011015-000	145
T2030011025-000	145
T2030011040-000	145
T2030011002-000	146
T2030011005-000	146
T2030011008-000	146
T2030011010-000	146
T2030011015-000	146
T2030011025-000	146
T2030011040-000	146
T2030011002-000	154
T2030011005-000	154
T2030011008-000	154
T2030011010-000	154
T2030011015-000	154
T2030011025-000	154
T2030011040-000	154
T2030011002-000	155
T2030011005-000	155
T2030011008-000	155
T2030011010-000	155
T2030011015-000	155
T2030011025-000	155
T2030011040-000	155
T2030011002-000	156
T2030011005-000	156
T2030011008-000	156
T2030011010-000	156
T2030011015-000	156
T2030011025-000	156
T2030011040-000	156
T2030011002-000	157
T2030011005-000	157
T2030011008-000	157
T2030011010-000	157
T2030011015-000	157
T2030011025-000	157
T2030011040-000	157
T2030011002-000	160
T2030011005-000	160
T2030011008-000	160
T2030011010-000	160
T2030011015-000	160
T2030011025-000	160
T2030011040-000	160
T2030011002-000	161
T2030011005-000	161
T2030011008-000	161
T2030011010-000	161
T2030011015-000	161
T2030011025-000	161
T2030011040-000	161
T2030011002-000	162
T2030011005-000	162
T2030011008-000	162
T2030011010-000	162

Part Number	Page
T2030011015-000	162
T2030011025-000	162
T2030011040-000	162
T2030011002-000	163
T2030011005-000	163
T2030011008-000	163
T2030011010-000	163
T2030011015-000	163
T2030011025-000	163
T2030011040-000	163
T2030011002-000	165
T2030011005-000	165
T2030011008-000	165
T2030011010-000	165
T2030011015-000	165
T2030011025-000	165
T2030011040-000	165
T2030011002-000	183
T2030011005-000	183
T2030011008-000	183
T2030011010-000	183
T2030011015-000	183
T2030011025-000	183
T2030011040-000	183
T2030011002-000	191
T2030011005-000	191
T2030011008-000	191
T2030011010-000	191
T2030011015-000	191
T2030011025-000	191
T2030011040-000	191
T2030011002-000	217
T2030011005-000	217
T2030011008-000	217
T2030011010-000	217
T2030011015-000	217
T2030011025-000	217
T2030011040-000	217
T2030011002-000	219
T2030011005-000	219
T2030011008-000	219
T2030011010-000	219
T2030011015-000	219
T2030011025-000	219
T2030011040-000	219
T2030011002-000	225
T2030011005-000	225
T2030011008-000	225
T2030011010-000	225
T2030011015-000	225
T2030011025-000	225
T2030011040-000	225
T2030011002-000	237
T2030011005-000	237
T2030011008-000	237
T2030011010-000	237

Part Number	Page
T2030011015-000	237
T2030011025-000	237
T2030011040-000	237
T2030011002-000	303
T2030011005-000	303
T2030011008-000	303
T2030011010-000	303
T2030011015-000	303
T2030011025-000	303
T2030011040-000	303
T2030012002-000	32
T2030012005-000	32
T2030012008-000	32
T2030012010-000	32
T2030012015-000	32
T2030012025-000	32
T2030012040-000	32
T2030012002-000	49
T2030012005-000	49
T2030012008-000	49
T2030012010-000	49
T2030012015-000	49
T2030012025-000	49
T2030012040-000	49
T2030012002-000	117
T2030012005-000	117
T2030012008-000	117
T2030012010-000	117
T2030012015-000	117
T2030012025-000	117
T2030012040-000	117
T2030012002-000	118
T2030012005-000	118
T2030012008-000	118
T2030012010-000	118
T2030012015-000	118
T2030012025-000	118
T2030012040-000	118
T2030012002-000	119
T2030012005-000	119
T2030012008-000	119
T2030012010-000	119
T2030012015-000	119
T2030012025-000	119
T2030012040-000	119
T2030012002-000	124
T2030012005-000	124
T2030012008-000	124
T2030012010-000	124
T2030012015-000	124
T2030012025-000	124
T2030012040-000	124
T2030012002-000	125
T2030012005-000	125
T2030012008-000	125
T2030012010-000	125
T2030012015-000	125
T2030012025-000	125
T2030012040-000	125
T2030012002-000	126
T2030012005-000	126
T2030012008-000	126
T2030012010-000	126
T2030012015-000	126
T2030012025-000	126
T2030012040-000	126
T2030012002-000	133
T2030012005-000	133
T2030012008-000	133
T2030012010-000	133
T2030012015-000	133
T2030012025-000	133
T2030012040-000	133
T2030012002-000	134
T2030012005-000	134
T2030012008-000	134
T2030012010-000	134
T2030012015-000	134
T2030012025-000	134
T2030012040-000	134
T2030012002-000	135
T2030012005-000	135
T2030012008-000	135
T2030012010-000	135
T2030012015-000	135
T2030012025-000	135
T2030012040-000	135
T2030012002-000	136
T2030012005-000	136
T2030012008-000	136
T2030012010-000	136
T2030012015-000	136
T2030012025-000	136
T2030012040-000	136
T2030012002-000	143
T2030012005-000	143
T2030012008-000	143
T2030012010-000	143
T2030012015-000	143
T2030012025-000	143
T2030012040-000	143
T2030012002-000	144
T2030012005-000	144
T2030012008-000	144
T2030012010-000	144
T2030012015-000	144
T2030012025-000	144
T2030012040-000	144
T2030012002-000	145
T2030012005-000	145
T2030012008-000	145
T2030012010-000	145
T2030012015-000	145
T2030012025-000	145
T2030012040-000	145
T2030012002-000	146
T2030012005-000	146
T2030012008-000	146
T2030012010-000	146
T2030012015-000	146
T2030012025-000	146
T2030012040-000	146
T2030012002-000	154
T2030012005-000	154
T2030012008-000	154
T2030012010-000	154
T2030012015-000	154
T2030012025-000	154
T2030012040-000	154
T2030012002-000	155
T2030012005-000	155
T2030012008-000	155
T2030012010-000	155
T2030012015-000	155
T2030012025-000	155
T2030012040-000	155
T2030012002-000	156
T2030012005-000	156
T2030012008-000	156
T2030012010-000	156
T2030012015-000	156
T2030012025-000	156
T2030012040-000	156
T2030012002-000	157
T2030012005-000	157
T2030012008-000	157
T2030012010-000	157
T2030012015-000	157
T2030012025-000	157
T2030012040-000	157
T2030012002-000	160
T2030012005-000	160
T2030012008-000	160
T2030012010-000	160
T2030012015-000	160
T2030012025-000	160
T2030012040-000	160
T2030012002-000	161
T2030012005-000	161
T2030012008-000	161
T2030012010-000	161
T2030012015-000	161
T2030012025-000	161
T2030012040-000	161
T2030012002-000	162
T2030012005-000	162
T2030012008-000	162
T2030012010-000	162

All specifications subject to change. Consult TE Connectivity for latest design specifications.
Contact TE for assistance with any part number configuration.

Part Number	Page
T2030012015-000	162
T2030012025-000	162
T2030012040-000	162
T2030012002-000	163
T2030012005-000	163
T2030012008-000	163
T2030012010-000	163
T2030012015-000	163
T2030012025-000	163
T2030012040-000	163
T2030012002-000	165
T2030012005-000	165
T2030012008-000	165
T2030012010-000	165
T2030012015-000	165
T2030012025-000	165
T2030012040-000	165
T2030012002-000	183
T2030012005-000	183
T2030012008-000	183
T2030012010-000	183
T2030012015-000	183
T2030012025-000	183
T2030012040-000	183
T2030012002-000	191
T2030012005-000	191
T2030012008-000	191
T2030012010-000	191
T2030012015-000	191
T2030012025-000	191
T2030012040-000	191
T2030012002-000	217
T2030012005-000	217
T2030012008-000	217
T2030012010-000	217
T2030012015-000	217
T2030012025-000	217
T2030012040-000	217
T2030012002-000	219
T2030012005-000	219
T2030012008-000	219
T2030012010-000	219
T2030012015-000	219
T2030012025-000	219
T2030012040-000	219
T2030012002-000	225
T2030012005-000	225
T2030012008-000	225
T2030012010-000	225
T2030012015-000	225
T2030012025-000	225
T2030012040-000	225
T2030012002-000	237
T2030012005-000	237
T2030012008-000	237
T2030012010-000	237

Part Number	Page
T2030012015-000	237
T2030012025-000	237
T2030012040-000	237
T2030012002-000	303
T2030012005-000	303
T2030012008-000	303
T2030012010-000	303
T2030012015-000	303
T2030012025-000	303
T2030012040-000	303
T2030162101-000	69
T2030162201-000	69
T2030422101-000	74
T2030422201-000	74
T2030722101-000	84
T2030722101-000	103
T2030722201-000	84
T2030722201-000	103
T2031082101-000	93
T2031082101-000	108
T2031082201-000	93
T2031082201-000	108
T2031442101-000	103
T2031442201-000	103
T2032162101-000	108
T2032162201-000	108
T2040000000-000	305
T2040001015-000	211
T2040001015-000	213
T2040001015-000	249
T2040001015-000	251
T2040001015-000	304
T2040001025-000	211
T2040001025-000	213
T2040001025-000	249
T2040001025-000	251
T2040001025-000	304
T2040001040-000	211
T2040001040-000	213
T2040001040-000	249
T2040001040-000	251
T2040001040-000	304
T2040001060-000	211
T2040001060-000	213
T2040001060-000	249
T2040001060-000	251
T2040001060-000	304
T2040002015-000	211
T2040002015-000	213
T2040002015-000	249
T2040002015-000	251
T2040002015-000	304
T2040002025-000	211
T2040002025-000	213
T2040002025-000	249
T2040002025-000	251

Part Number	Page
T2040002025-000	304
T2040002040-000	211
T2040002040-000	213
T2040002040-000	249
T2040002040-000	251
T2040002040-000	304
T2040002060-000	211
T2040002060-000	213
T2040002060-000	249
T2040002060-000	251
T2040002060-000	304
T2040002100-000	211
T2040002100-000	213
T2040002100-000	249
T2040002100-000	251
T2040002100-000	304
T2040062101-000	117
T2040062201-000	117
T2040063101-000	117
T2040063201-000	117
T2040064101-000	117
T2040064201-000	117
T2040065101-000	117
T2040065201-000	117
T2040102101-000	124
T2040102201-000	124
T2040103101-000	124
T2040103201-000	124
T2040104101-000	124
T2040104201-000	124
T2040105101-000	124
T2040105201-000	124
T2040162101-000	133
T2040162101-000	154
T2040162201-000	133
T2040162201-000	154
T2040163101-000	133
T2040163101-000	154
T2040163201-000	133
T2040163201-000	154
T2040164101-000	133
T2040164101-000	154
T2040164201-000	133
T2040164201-000	154
T2040165101-000	133
T2040165101-000	154
T2040165201-000	133
T2040165201-000	154
T2040242101-000	143
T2040242101-000	160
T2040242201-000	143
T2040242201-000	160
T2040243101-000	143
T2040243101-000	160
T2040243201-000	143
T2040243201-000	160

Part Number	Page
T2040244101-000	143
T2040244101-000	160
T2040244201-000	143
T2040244201-000	160
T2040245101-000	143
T2040245101-000	160
T2040245201-000	143
T2040245201-000	160
T2040322101-000	154
T2040322201-000	154
T2040323101-000	154
T2040323201-000	154
T2040324101-000	154
T2040324201-000	154
T2040325101-000	154
T2040325201-000	154
T2040482101-000	160
T2040482201-000	160
T2040483101-000	160
T2040483201-000	160
T2040484101-000	160
T2040484201-000	160
T2040485101-000	160
T2040485201-000	160
T2050001010-000	207
T2050001010-000	304
T2050001016-000	207
T2050001016-000	304
T2050001025-000	207
T2050001025-000	304
T2050001035-000	207
T2050001035-000	304
T2050002010-000	207
T2050002010-000	304
T2050002016-000	207
T2050002016-000	304
T2050002025-000	207
T2050002025-000	304
T2050002035-000	207
T2050002035-000	304
T2050102101-000	118
T2050102201-000	118
T2050182101-000	125
T2050182201-000	125
T2050202101-000	119
T2050202201-000	119
T2050322101-000	134
T2050322101-000	155
T2050322201-000	134
T2050322201-000	155
T2050323101-000	126
T2050323201-000	126
T2050402101-000	135
T2050402101-000	156
T2050402201-000	135
T2050402201-000	156

Part Number	Page
T2050462101-000	144
T2050462101-000	161
T2050462201-000	144
T2050462201-000	161
T2050482101-000	136
T2050482101-000	157
T2050482201-000	136
T2050482201-000	157
T2050642101-000	155
T2050642201-000	155
T2050643101-000	145
T2050643101-000	162
T2050643201-000	145
T2050643201-000	162
T2050722101-000	146
T2050722101-000	163
T2050722201-000	146
T2050722201-000	163
T2050802101-000	156
T2050802201-000	156
T2050922101-000	161
T2050922201-000	161
T2050962101-000	157
T2050962201-000	157
T2051283101-000	162
T2051283201-000	162
T2051442101-000	163
T2051442201-000	163
T2060001025-000	205
T2060001025-000	305
T2060001035-000	205
T2060001035-000	305
T2060001050-000	205
T2060001050-000	305
T2060001070-000	205
T2060001070-000	305
T2060002025-000	205
T2060002025-000	305
T2060002035-000	205
T2060002035-000	305
T2060002050-000	205
T2060002050-000	305
T2060002070-000	205
T2060002070-000	305
T2060062101-000	171
T2060062101-000	178
T2060062201-000	171
T2060062201-000	178
T2060122101-000	178
T2060122201-000	178
T2070002008-000	227
T2070002013-000	227
T2070002033-000	227
T2070011008-000	227
T2070011013-000	227
T2070011033-000	227

Part Number	Page
T2070012008-000	227
T2070012013-000	227
T2070012033-000	227
T2070064101-000	202
T2070064201-000	202
T2070104101-000	202
T2070104201-000	202
T2070164101-000	202
T2070164201-000	202
T2070244101-000	202
T2070244201-000	202
T2079104101-000	202
T2079104201-000	202
T2070001008-000	227
T2070001013-000	227
T2070001033-000	227
T2080052101-000	32
T2080052101-000	183
T2080052201-000	32
T2080052201-000	183
T2080062101-100	189
T2080062201-100	189
T2080072101-000	31
T2080072101-000	184
T2080072201-000	31
T2080072201-000	184
T2080122101-000	31
T2080122101-000	184
T2080122201-000	31
T2080122201-000	184
T2800152101-000	308
T2800152201-000	308
T2080172101-000	189
T2080172201-000	189
T2090002101-001	233
T2090002101-002	233
T2090002101-003	233
T2090002101-004	233
T2090002201-001	233
T2090002201-002	233
T2090002201-003	233
T2090002201-004	233
T2090012201-001	233
T2090012201-002	233
T2090012201-003	233
T2090012201-004	233
T2090062101-000	199
T2090062201-000	199
T2090102101-000	199
T2090102201-000	199
T2090162101-000	199
T2090162201-000	199
T2090242101-000	199
T2090242201-000	199
T2093362101-000	261
T2093362201-000	261

All specifications subject to change. Consult TE Connectivity for latest design specifications.
Contact TE for assistance with any part number configuration.

Part Number	Page
T2100032101-000	309
T2100032201-000	309
T2100042101-000	247
T2100042201-000	247
T2100062101-000	247
T2100062201-000	247
T2100063101-000	200
T2100122101-000	259
T2100122201-000	259
T2100322101-000	237
T2100322201-000	237
T2100063201-000	200
T2100103101-000	200
T2100103201-000	200
T2100163101-000	200
T2100163201-000	200
T2100243101-000	200
T2100243201-000	200
T2106062101-000	245
T2106062201-000	245
T2110052101-000	215
T2110052201-000	215
T2111013101-000	205
T2111013201-000	205
T2111020101-000	209
T2111020201-000	209
T2111022301-000	233
T2111027101-000	231
T2111027101-001	231
T2111027101-002	231
T2111027201-000	231
T2111027201-001	231
T2111027201-002	231
T2111028101-000	207
T2111028201-000	207
T2111032101-000	211
T2111032201-000	211
T2111032301-000	233
T2111042101-000	213
T2111042201-000	213
T2111062101-000	217
T2111062201-000	217
T2111063101-000	217
T2111063201-000	217
T2111082101-000	219
T2111082201-000	219
T2111092101-000	229
T2111092201-000	229
T2111122101-000	221
T2111122201-000	221
T2111172101-000	223
T2111172201-000	223
T2111202101-000	225
T2111202201-000	225
T2111252101-000	227
T2111252201-000	227

Part Number	Page
T2113000101-100	229
T2113000201-000	229
T2114000101-000	229
T2114000201-000	229
T2120142101-000	249
T2120142201-000	249
T2120422101-000	251
T2120422201-000	251
T2300033101-000	168
T2300033201-000	168
T2300063101-000	168
T2300063201-000	168
T2300103101-000	168
T2300103201-000	168
T2400001100-000	209
T2400001160-000	209
T2400001250-000	209
T2400002100-000	209
T2400002160-000	209
T2400002250-000	209
T2580011154-000	231
T2580012154-000	231
T2580031154-000	231
T2580032154-000	231
T2580081154-000	231
T2580082154-000	231
T3100000001-000	48
T3100000001-000	49
T3100000001-000	110
T3100000001-000	165
T3100000001-000	190
T3100000001-000	191
T3100000001-000	302
T3100000002-000	49
T3100000002-000	165
T3100000002-000	191
T3100000003-000	48
T3100000003-000	110
T3100000003-000	190
T3100000003-000	302
T3100000009-000	48
T3100000009-000	49
T3100000009-000	110
T3100000009-000	165
T3100000009-000	190
T3100000009-000	191
T3100000009-000	302
T3100000010-000	302
T3100000012-000	302
T3100000013-000	302
T3100000015-000	302
T3100000016-000	302
T3100000017-000	302
T3100000018-000	302
T3100001001-000	302
T3110009902-000	232

Part Number	Page
T3033070901-000	325
T3033091101-000	325
T3033111301-000	325
T3033111601-000	325
T3033131601-000	325
T3033132101-000	325
T3033162050-000	325
T3033162101-000	325
T3033202550-000	325
T3033212901-000	325
T3033253250-000	325
T3033293601-000	325
T3033324050-000	325
T3033364201-000	325
T3033405050-000	325
T3033506350-000	325
T3403121000-000	310
T3403121350-000	310
T3403122000-000	310
T3071090701-000	325
T3071110701-000	325
T3071130901-000	325
T3071131101-000	325
T3071160901-000	325
T3071161101-000	325
T3071161250-000	325
T3071161301-000	325
T3071201250-000	325
T3071201650-000	325
T3071211101-000	325
T3071211301-000	325
T3071211601-000	325
T3071252050-000	325
T3071291601-000	325
T3071292101-000	325
T3071322050-000	325
T3071322550-000	325
T3071362101-000	325
T3071362901-000	325
T3071402550-000	325
T3071403250-000	325
T3071422901-000	325
T3071423601-000	325
T3071483601-000	325
T3071484201-000	325
T3071503250-000	325
T3071504050-000	325
T3071634050-000	325
T3071635050-000	325
T3100090001-000	318
T3100110101-000	318
T3100120002-000	318
T3100130001-000	318
T3100160001-000	318
T3100160002-000	318
T3100200002-000	318

Part Number	Page
T3100210001-000	318
T3100250002-000	318
T3100290001-000	318
T3100320002-000	318
T3100360001-000	318
T3100400002-000	318
T3100420001-000	318
T3100480001-000	318
T3100500002-000	318
T3100630002-000	318
T3101090101-000	317
T3101110101-000	317
T3101120102-000	317
T3101130101-000	317
T3101160101-000	317
T3101160102-000	317
T3101200102-000	317
T3101210101-000	317
T3101250102-000	317
T3101290101-000	317
T3101320102-000	317
T3101360101-000	317
T3101400102-000	317
T3101420101-000	317
T3101480101-000	317
T3101500102-000	317
T3101630102-000	317
T3105070101-000	320
T3105070101-000	328
T3105090101-000	320
T3105090101-000	328
T3105110101-000	320
T3105110101-000	328
T3105120021-000	328
T3105120121-000	320
T3105130101-000	320
T3105160021-000	328
T3105160101-000	320
T3105160101-000	328
T3105160121-000	320
T3105200021-000	328
T3105200121-000	320
T3105200121-000	328
T3105210101-000	320
T3105210101-000	328
T3105250021-000	328
T3105250121-000	320
T3105250121-000	328
T3105290101-000	320
T3105290101-000	328
T3105320021-000	328
T3105320121-000	320
T3105360101-000	320
T3105360101-000	328
T3105400021-000	328
T3105400121-000	320
T3105420101-000	320
T3105420101-000	328
T3105480101-000	320
T3105480101-000	328
T3105500021-000	328
T3105500121-000	320
T3105500121-000	328
T3105630021-000	328
T3105630121-000	320
T3111090101-000	317
T3111110101-000	317
T3111120102-000	317
T3111130101-000	317
T3111160101-000	317
T3111160102-000	317
T3111200102-000	317
T3111210101-000	317
T3111250102-000	317
T3111290101-000	317
T3111320102-000	317
T3111360101-000	317
T3111400102-000	317
T3111420101-000	317
T3111480101-000	317
T3111500102-000	317
T3111630102-000	317
T3115070101-000	319
T3115090101-000	319
T3115110101-000	319
T3115120121-000	319
T3115130101-000	319
T3115160101-000	319
T3115160121-000	319
T3115200121-000	319
T3115210101-000	319
T3115250121-000	319
T3115290101-000	319
T3115320121-000	319
T3115360101-000	319
T3115400121-000	319
T3115420101-000	319
T3115480101-000	319
T3115500121-000	319
T3115630121-000	319
T3125160111-000	329
T3125210111-000	329
T3125320001-000	329
T3135090101-000	319
T3135110101-000	319
T3135130101-000	319
T3135160101-000	319
T3135160121-000	319
T3135200121-000	319
T3135210101-000	319
T3135250121-000	319
T3135290101-000	319
T3135320121-000	319
T3135360101-000	319
T3135400121-000	319
T3135420101-000	319
T3135480101-000	319
T3135500121-000	319
T3135630121-000	319
T3161070001-000	324
T3161090001-000	324
T3161110001-000	324
T3161120050-000	324
T3161130001-000	324
T3161160001-000	324
T3161160050-000	324
T3161200050-000	324
T3161210001-000	324
T3161250050-000	324
T3161290001-000	324
T3161320050-000	324
T3161360001-000	324
T3161400050-000	324
T3161420001-000	324
T3161480001-000	324
T3161500050-000	324
T3161630050-000	324
T3165070101-000	322
T3165070201-000	323
T3165090101-000	322
T3165090201-000	323
T3165110101-000	322
T3165110201-000	323
T3165120111-000	322
T3165120211-000	323
T3165130101-000	322
T3165130201-000	323
T3165160101-000	322
T3165160111-000	322
T3165160201-000	323
T3165160211-000	323
T3165200111-000	322
T3165200211-000	323
T3165210101-000	322
T3165210201-000	323
T3165250111-000	322
T3165250211-000	323
T3165290101-000	322
T3165290201-000	323
T3165320111-000	322
T3165320211-000	323
T3165360101-000	322
T3165360201-000	323
T3165400111-000	322
T3165400211-000	323
T3165420101-000	322
T3165420201-000	323
T3165480101-000	322

All specifications subject to change. Consult TE Connectivity for latest design specifications.
Contact TE for assistance with any part number configuration.

Part Number	Page
T3165480201-000	323
T3165500111-000	322
T3165500211-000	323
T3165630111-000	322
T3165630211-000	323
T3166070101-000	322
T3166090101-000	322
T3166110101-000	322
T3166120111-000	322
T3166130101-000	322
T3166160101-000	322
T3166160111-000	322
T3166200111-000	322
T3166210101-000	322
T3166250111-000	322
T3166290101-000	322
T3166320111-000	322
T3166360101-000	322
T3166400111-000	322
T3166420101-000	322
T3166480101-000	322
T3166500111-000	322
T3166630111-000	322
T3169090101-000	321
T3169110101-000	321
T3169120121-000	321
T3169130101-000	321
T3169160101-000	321
T3169160111-000	321
T3169200111-000	321
T3169210101-000	321
T3169250111-000	321
T3169290101-000	321
T3169320111-000	321
T3169360101-000	321
T3169400111-000	321
T3169420101-000	321
T3169480101-000	321
T3169500111-000	321
T3169630111-000	321
T3201090101-000	316
T3201110101-000	316
T3201120102-000	316
T3201130101-000	316
T3201160101-000	316
T3201160102-000	316
T3201200102-000	316
T3201210101-000	316
T3201250102-000	316
T3201290101-000	316
T3201320102-000	316
T3201360101-000	316
T3201400102-000	316
T3201420101-000	316
T3201480101-000	316
T3201500102-000	316
T3201630102-000	316
T3209070160-000	313
T3209070161-000	313
T3209090160-000	313
T3209090161-000	313
T3209110160-000	313
T3209110161-000	313
T3209120102-000	313
T3209120112-000	313
T3209130160-000	313
T3209130161-000	313
T3209160102-000	313
T3209160112-000	313
T3209160160-000	313
T3209160161-000	313
T3209200102-000	313
T3209200112-000	313
T3209210160-000	313
T3209210161-000	313
T3209250102-000	313
T3209250112-000	313
T3209290160-000	313
T3209290161-000	313
T3209320102-000	313
T3209320112-000	313
T3209360160-000	313
T3209360161-000	313
T3209400102-000	313
T3209400112-000	313
T3209420160-000	313
T3209420161-000	313
T3209480160-000	313
T3209480161-000	313
T3209500102-000	313
T3209500112-000	313
T3209630102-000	313
T3209630112-000	313
T3211090101-000	316
T3211110101-000	316
T3211120102-000	316
T3211130101-000	316
T3211160101-000	316
T3211160102-000	316
T3211200102-000	316
T3211210101-000	316
T3211250102-000	316
T3211290101-000	316
T3211320102-000	316
T3211360101-000	316
T3211400102-000	316
T3211420101-000	316
T3211480101-000	316
T3211500102-000	316
T3211630102-000	316
T3229130101-000	314
T3229160101-000	314
T3229160102-000	314
T3229160201-000	314
T3229200102-000	314
T3229200202-000	314
T3229210101-000	314
T3229210201-000	314
T3229210301-000	314
T3229210401-000	314
T3229250102-000	314
T3229250202-000	314
T3229250302-000	314
T3229250402-000	314
T3229290101-000	314
T3229290201-000	314
T3229290301-000	314
T3229320102-000	314
T3229320202-000	314
T3229320302-000	314
T3229360101-000	314
T3229360201-000	314
T3229400102-000	314
T3229400202-000	314
T3229420101-000	314
T3229420201-000	314
T3229480101-000	314
T3229480201-000	314
T3229500102-000	314
T3229500202-000	314
T3229630102-000	314
T3229630202-000	314
T3262070001-000	324
T3262090001-000	324
T3262110001-000	324
T3262120050-000	324
T3262130001-000	324
T3262160001-000	324
T3262160050-000	324
T3262200050-000	324
T3262210001-000	324
T3262250050-000	324
T3262290001-000	324
T3262320050-000	324
T3262360001-000	324
T3262400050-000	324
T3262420001-000	324
T3262480001-000	324
T3262500050-000	324
T3262630050-000	324
T3300120002-000	318
T3300160002-000	318
T3300200002-000	318
T3300250002-000	318
T3300320102-000	318
T3300400002-000	318
T3300500002-000	318
T3300630002-000	318

Part Number	Page
T3310010000-000	326
T3310013000-000	326
T3310015000-000	326
T3310022000-000	326
T3310028000-000	326
T3310034000-000	326
T3310040000-000	326
T3310054000-000	326
T3310079000-000	326
T3310105000-000	326
T3333111102-000	329
T3333111112-000	328
T3333121201-000	329
T3333121211-000	328
T3333131302-000	329
T3333131312-000	328
T3333161601-000	329
T3333161602-000	329
T3333161611-000	328
T3333161612-000	328
T3333202001-000	329
T3333202011-000	328
T3333212102-000	329
T3333212112-000	328
T3333252501-000	329
T3333252511-000	328
T3333292902-000	329
T3333292912-000	328
T3333323201-000	329
T3333323211-000	328
T3333363602-000	329
T3333363612-000	328
T3333404001-000	329
T3333404011-000	328
T3333505001-000	329
T3333505011-000	328
T3333636301-000	329
T3333636311-000	328
T3510111201-000	320
T3510120124-000	320
T3510130114-000	320
T3510130124-000	320
T3510130134-000	320
T3510160102-000	320
T3510161002-000	320
T3510160114-000	320
T3510160122-000	320
T3510160124-000	320
T3510161501-000	320
T3510201202-000	320
T3510201602-000	320
T3510201502-000	320
T3510212001-000	320
T3510210124-000	320
T3510252002-000	320
T3510251502-000	320
T3510292501-000	320
T3510290124-000	320
T3510322002-000	320
T3510320112-000	320
T3510363201-000	320
T3510403202-000	320
T3510420114-000	320
T3510480114-000	320
T3510500102-000	320
T3510635102-000	320
T3511070701-000	321
T3511091001-000	321
T3511100602-000	321
T3511111201-000	321
T3511120702-000	321
T3511120702-001	321
T3511131401-000	321
T3511131401-001	321
T3511161002-000	321
T3511161202-000	321
T3511161701-000	321
T3511201402-000	321
T3511201702-000	321
T3511212301-000	321
T3511251702-000	321
T3511252002-000	321
T3511252302-000	321
T3511292901-000	321
T3511322302-000	321
T3511322602-000	321
T3511322902-000	321
T3511363601-000	321
T3511402802-000	321
T3511403602-000	321
T3511424301-000	321
T3511484801-000	321
T3511503502-000	321
T3511504802-000	321
T3511634802-000	321
T3609070101-000	312
T3609070111-000	312
T3609090101-000	312
T3609090111-000	312
T3609110101-000	312
T3609110111-000	312
T3609120102-000	312
T3609120112-000	312
T3609130101-000	312
T3609130111-000	312
T3609160101-000	312
T3609160102-000	312
T3609160111-000	312
T3609160112-000	312
T3609160122-000	312
T3609200102-000	312
T3609200112-000	312
T3609200122-000	312
T3609210101-000	312
T3609210111-000	312
T3609250102-000	312
T3609250112-000	312
T3609290101-000	312
T3609290111-000	312
T3609320102-000	312
T3609320112-000	312
T3609360101-000	312
T3609360111-000	312
T3609400102-000	312
T3609400112-000	312
T3609420101-000	312
T3609420111-000	312
T3609480101-000	312
T3609480111-000	312
T3609500102-000	312
T3609500112-000	312
T3609630102-000	312
T3609630112-000	312
T3629070101-000	327
T3629070111-000	327
T3629090101-000	327
T3629090111-000	327
T3629110101-000	327
T3629110111-000	327
T3629120102-000	327
T3629120112-000	327
T3629130101-000	327
T3629130111-000	327
T3629160101-000	327
T3629160102-000	327
T3629160111-000	327
T3629160112-000	327
T3629200102-000	327
T3629200112-000	327
T3629210101-000	327
T3629210111-000	327
T3629250102-000	327
T3629250112-000	327
T3629290101-000	327
T3629290111-000	327
T3629320102-000	327
T3629320112-000	327
T3629360101-000	327
T3629360111-000	327
T3629400102-000	327
T3629400112-000	327
T3629420101-000	327
T3629420111-000	327
T3629480101-000	327
T3629480111-000	327
T3629500102-000	327
T3629500112-000	327
T3629630102-000	327

All specifications subject to change. Consult TE Connectivity for latest design specifications.
Contact TE for assistance with any part number configuration.

Part Number	Page
T3629630112-000	327
T3707090101-000	315
T3706110113-000	315
T3707130101-000	315
T3707160101-000	315
T3609160103-000	315
T3707160113-000	315
T3706200103-000	315
T3707200113-Z00	315
T3707210101-000	315
T3609250103-000	315
T3707250113-000	315
T3707290101-000	315
T3609320103-000	315
T3707320113-000	315
T3707360101-000	315
T3706400103-000	315
T3707400113-000	315
T3707420101-000	315
T3707480101-000	315
T3707500103-000	315
T3707500113-000	315
T3707630103-000	315
T3707630113-000	315
T3709090101-000	315
T3709090111-000	315
T3709090121-000	315
T3709110101-000	315
T3709110111-000	315
T3709110121-000	315
T3709130101-000	315
T3709130111-000	315
T3709130121-000	315
T3709160101-000	315
T3709160102-000	315
T3709160111-000	315
T3709160112-000	315
T3709160121-000	315
T3709160122-000	315
T3709200102-000	315
T3709200112-000	315
T3709200122-000	315
T3709210101-000	315
T3709210111-000	315
T3709210121-000	315
T3709250102-000	315
T3709250112-000	315
T3709250122-000	315
T3709250132-000	315
T3709290101-000	315
T3709290111-000	315
T3709290121-000	315
T3709320102-000	315
T3709320112-000	315
T3709320122-000	315
T3709360101-000	315
T3709360111-000	315
T3709360121-000	315
T3709400102-000	315
T3709400112-000	315
T3709400122-000	315
T3729130101-000	314
T3729160101-000	314
T3729160102-000	314
T3729160201-000	314
T3729200102-000	314
T3729200202-000	314
T3729210101-000	314
T3729210201-000	314
T3729210301-000	314
T3729210401-000	314
T3729250102-000	314
T3729250202-000	314
T3729250302-000	314
T3729250402-000	314
T3729290101-000	314
T3729290201-000	314
T3729290301-000	314
T3729320102-000	314
T3729320202-000	314
T3729320302-000	314
T3729360101-000	314
T3729360201-000	314
T3729400102-000	314
T3729400202-000	314
T3729420101-000	314
T3729420201-000	314
T3729480101-000	314
T3729480201-000	314
T3729500102-000	314
T3729500202-000	314
T3729630102-000	314
T3729630202-000	314
T3265090901-000	327
T3265111101-000	327
T3265131301-000	327
T3265160101-000	327
T3265161611-000	327
T3265202011-000	327
T3265212101-000	327
T3265252511-000	327
T3265252511-000	327
T3265292901-000	327
T3265404011-000	327
T3910020601-000	326
T3910030801-000	326
T3910041301-000	326
T3910102001-000	326
T3910153201-000	326
T3920030801-000	326
T3920041301-000	326
T3920102001-000	326
T3920153201-000	326
T3930010600-000	326
T3930030801-000	326
T3930041301-000	326
T3930051100-000	326
T3930101700-000	326
T3930102001-000	326
T3930153201-000	326
T3105130101-000	328
T3100000002-000	302

Notes

All specifications subject to change. Consult TE Connectivity for latest design specifications.
Contact TE for assistance with any part number configuration.

Notes

Notes

All specifications subject to change. Consult TE Connectivity for latest design specifications.
Contact TE for assistance with any part number configuration.

te.com

TE Connectivity, TE Connectivity (logo) and Every Connection Counts are trademarks. All other logos, products and/or company names referred to herein might be trademarks of their respective owners.

While TE has made every reasonable effort to ensure the accuracy of the information in this brochure, TE does not guarantee that it is error-free, nor does TE make any other representation, warranty, or guarantee that the information is accurate, correct, reliable, or current. TE reserves the right to make any adjustments to the information contained herein at any time without notice. TE expressly disclaims all implied warranties regarding the information contained herein, including, but not limited to, any implied warranties of merchantability or fitness for a particular purpose. The dimensions in this catalog are for reference purposes only and are subject to change without notice. Specifications are subject to change without notice. Consult TE for the latest dimensions and design specifications.

© 2017 TE Connectivity Ltd. family of companies All Rights Reserved.

1-1773869-8 05/2017 Original: WR

CATALOG

TE Connectivity
Automation & Control

Pfnorstr. 1
D-64293 Darmstadt
Germany

+49 6151 607 1999

te.com