









Simple RF T4 Receiver - 315MHz Toggle Type

PRODUCT ID: 1097

63 IN STOCK

1 ADD TO CART

1-9

10-99

100+

ADD TO WISHLIST

DESCRIPTION

TECHNICAL DETAILS

DESCRIPTION

These Simple RF receivers are the easiest way possible to add wireless control, painlessly! There's no programming, configuring or addressing - simply power the receiver with ~5 VDC and press the buttons on our matching RF keyfob remote. When the A button is pressed, it activates the first pin, when the B button is pressed, it activates the second one, and so forth for all four buttons. There's no microcontroller required, its just a simple one-to-one link.

These modules make it easy to control your project once its in an enclosure or from across the room, but there are some things to watch out for. One is that they do not have 'addressing' - if you have multiple receivers in a room, they'll all work at the same time with a single remote. Another is that there's no error checking or bi-directional link - that means the remote doesn't know if the module received the message or not. Third, there are a few different types of receivers and each one looks identical but they're act differently!

- The M4 momentary type acts like a push button - when the A button is held down, the matching pin goes high. When the A button is released, the matching pin goes low. The pins only go high when a button is pressed
- The T4 toggle type acts like an alternating toggle switch - when the A button is pressed the first time, the matching pin goes high. When the A button is pressed a second time, the matching pin goes low. The pins are turned on and off by repeated presses
- The L4 latch type acts like a selector switch - when the A button is pressed the first time, the matching pin goes high. When the B button is pressed it turns A's pin off and turns B's pin on. When C is pressed, it turns B off, etc. Only one is on at a time. If you press the same button twice, it *doesn't* turn that pin off.

This product ID is for the Toggle T4 type! It only includes the receiver module, you will also need to pick up a keyfob transmitter.

Note: This product may have flux residue on the back, but will still work properly.

Check this video for a more visual description:



TECHNICAL DETAILS

Based on the PT2272 chipset - Please note that the datasheet implies you can run it up to 15V but from our experience anything higher than 6V can damage it!

RoHS

MAY WE ALSO SUGGEST...


Simple RF L4 Receiver -


Keyfob 4-Button RF Remote


OSMC RF Remote Control


Simple RF M4 Receiver -


Keyfob 2-Button RF Remote


Keyfob Single Button RF

DISTRIBUTORS EXPAND TO SEE DISTRIBUTORS

"Art is I; science is we" - Claude Bernard

ENGINEERED IN NYC Adafruit ®

4.9 ★★★★★ Google Customer Reviews