makeblock

mCreate 3D printer

makeblock

- Education Application Scenarios
- Positioning
- Main Features
- Other Features
- Specification
- mCreate VS XYZ Printing

makeblock

Education Application Scenarios

Support for courses such as 3D design

mCreate turns abstract 3 dimensions into visual and tactile objects, facilitating the cultivation of innovation and creativity in primary and secondary schools.

Support for club events, competitions, and maker activities

mCreate allows students to make special parts and models for club events, competitions, and other activities, developing their hands-on skills and problem-solving abilities.

Support for higher vocational college education

mCreate brings creative industrial design from drawing to reality, boosting students' creativity and gearing them up for future careers.

makeblock

Makeblock mCreate

Smart leveling versatile 3D printer

‘Genius’
Smart Leveling

Patented
smart nozzle,
Change nozzle
in 3s

220*220*295mm
Large Build
Volume

Flexible Magnetic
Build Plate

Full-color
Touch Screen

Resume Printing
after Power
Outage

Support STEAM
Education

makeblock

mCreate

mCreate is a versatile desktop 3D printer featuring the innovative Genius smart leveling technology for accurate printing. Our patented smart nozzle, flexible magnetic build plate and the ability to resume working even after a power outage, enable mCreate to deliver a remarkable print success rate and quality. By quickly switching to the laser engraving mode, the machine meets the needs of a broader range of applications in STEAM education or other creative projects. Built for materializing creativity, mCreate make ideas tangible.

makeblock

Main Features

Reliable & High printing success rate

New Technologies Help Enhance Printing Success Rate

Easy to use, Ready to print

User-Friendly Operations for Beginners

STEAM education supported

Combine with mBuild, Laserbox to create more

makeblock

Main Features

Reliable & High printing success rate

New Technologies Help Enhance Printing Success Rate

Easy to use, Ready to print

User-Friendly Operations for Beginners

STEAM education supported

Combine with mBuild, Laserbox to create more

makeblock

A leveled bed is a prerequisite for an accurate print

98%

Failed print caused by the failure of the first layer printing

87%

of them are due to the improper bed leveling/unleveled






makeblock

How does other 3D printer do the bed leveling?

Manual Bed leveling

X complicated and frustrating experience

X a risk of human error

X tedious and time-consuming

Click to watch the video

makeblock

How does other 3D printer do the bed leveling?

Automatic Bed leveling

X indirect measurement

X mechanical errors, influence the measurement accuracy

3D printer with auto-leveling has a switch or proximity sensor near the tip of the print head that “probes” specific points on the platform when the bed leveling process is first initiated.

makeblock

Makeblock mCreate

Genius smart leveling creates accurate prints

| Avoid errors

| Hassle-free

| Truly guarantee the success rate of the first layer printing

Click to watch the video

makeblock

Patented smart nozzle makes printing better and steadier

| AI-enabled sensor, measurement accuracy within 0.01mm

| Integrated extruder, Quick nozzle replacement in 3s

| Ultra-quiet cooling system, a 360-degree circular airflow pattern to enable even cooling for discharge

| Intelligent filament sensor，avoid print failure caused by a material shortage.

makeblock

Patented smart nozzle makes printing better and steadier

| AI-enabled sensor, measurement accuracy within 0.01mm

| Integrated extruder, Quick nozzle replacement in 3s

| Ultra-quiet cooling system, a 360-degree circular airflow pattern to enable even cooling for discharge

| Intelligent filament sensor，avoid print failure caused by a material shortage.



Click to watch the video

makeblock

Patented smart nozzle makes printing better and steadier

| AI-enabled sensor, measurement accuracy within 0.01mm

| Integrated extruder, Quick nozzle replacement in 3s

| Ultra-quiet cooling system, a 360-degree circular airflow pattern to enable even cooling for discharge

| Intelligent filament sensor，avoid print failure caused by a material shortage.

Click to watch the video

makeblock

Patented smart nozzle makes printing better and steadier

| AI-enabled sensor, measurement accuracy within 0.01mm

| Integrated extruder, Quick nozzle replacement in 3s

| Ultra-quiet cooling system, a 360-degree circular airflow pattern to enable even cooling for discharge

| Intelligent filament sensor，avoid print failure caused by a material shortage.



makeblock

Magnetic flexible printing platform supports various materials and easy pickup of output

| The magnetic cover is heated evenly which enhanced the adhesion of the 3D print as well as preventing edge warping and curling.

| After printing, you can take off the magnetic cover and easily remove the output without needing a scraper.

Click to watch the video

makeblock

Resume printing after a power outage

The nozzle will rise instantly during a power outage, protecting the semi-finished print. After the power is back on, the nozzle will return to its initial position to heat up and then continue printing. This feature effectively minimizes print material and time losses due to power interruptions.



Click to watch the video

makeblock

Aircraft-grade aluminum, Improve success rate comprehensively

mCreate has a solid body that minimizes resonance, making printing more stable. The stylish body design is also corrosion-resistant and durable.

Large Build Volume, expands what is possible to create

mCreate provides a super-sized printing volume that allows you to print multiple models in one go and print the works with high height, serving the needs of large classes.



makeblock

Main Features

Reliable & High printing success rate

New Technologies Help Enhance Printing Success Rate

Easy to use, Ready to print

User-Friendly Operations for Beginners

STEAM education supported

Combine with mBuild, Laserbox to create more

makeblock

Main Features

Reliable & high printing success rate

New Technologies Help Enhance Printing Success Rate

Easy to use, ready to print

User-Friendly Operations for Beginners

STEAM education supported

Combine with mBuild, Laserbox to create more

makeblock

Versatile and user-friendly operating tools

3D printing

Preset default slicing value

Run the 3D slicing software called Cura, then install the plug-in for mCreate, and select "Makeblock" as the print device; the printing parameters will then be configured automatically. When Cura finishes slicing your model, it is ready for printing.

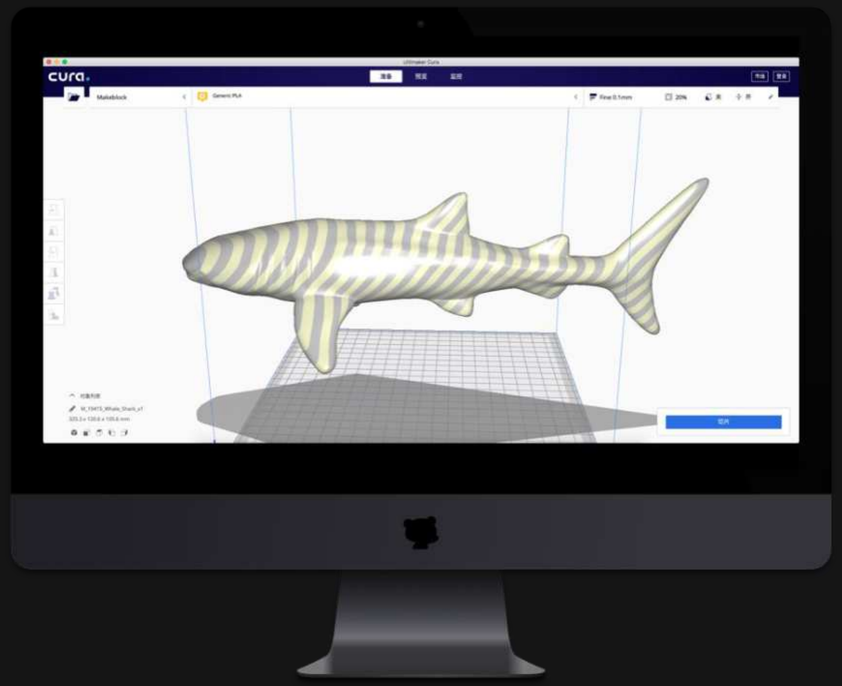

makeblock

Full-color touchscreen for better workflow visualization

- 3.5 inch full-color screen
- Clear and intuitive function icons
- Real-time display of device status and job status
- Direct launch of printing jobs or update of firmware
- Support file search and preview
- Default OS languages are English & Chinese

yet can be set to two other OS languages

makeblock

Main Features

Reliable & high printing success rate

New Technologies Help Enhance Printing Success Rate

Easy to use, ready to print

User-Friendly Operations for Beginners

STEAM education supported

Combine with mBuild, Laserbox to create more

makeblock

Integration of hardware and software, designed for education

mCreate helps students learn from their practice on idea materialization and thinking training. With mBuild electronic modules, students can use mCreate to program their creative ideas into smart home prototype designs, robot design and building, etc.

Click to watch the video

makeblock

Other Features

Clog detection

Check whether the nozzle is clogged.

Multiple connection modes

Support third-party materials to allow more creative possibilities.

Open filament system

USB connected to mCreate or a file sent through Cura/Laserbox to mCreate.

makeblock

Specification

3D printing

Additive Manufacturing Process	FDM
Build Volume（L × W × D）	220 × 220 × 295 mm
Layer Resolution	50-300μm
Software (Slicing Application)	Cura
Supported File Type(s)	STL, OBJ, X3D, 3MF, JPG, PNG, GIF, BMP, etc.
File Extension	GCODE
Supported Materials	PLA and derivatives、ABS and derivatives, TPU, PC,. Nylon, PET, ASA, HIPS, PP, PVA, etc
Nozzle Temperature	260°C（Max.）
Heated Bed	100°C（Max.）



makeblock

Makeblock mCreate

Smart leveling versatile 3D printer

$799

3D printing only

	XYZprinting da Vinci Jr. 1.0 Pro	Makeblock mCreate	Makeblock Advantages
Picture			Better look, better design
Product Dimension	420 x 430 x 380 mm	445 x 485 x 550 mm	
Type	Close	Open(sheild on the way for close design)	Open&close structure switchabe. Open structure can provide better view of the printing process
Printing Technology	Fused filament fabrication	Fused deposition modeling	
Max. Building Size	150 x 150 x 150 mm	220 x 220 x 295 mm	Providing much larger building space at with almost same size
X/Y Positioning Precision	0.0125mm	0.01mm	
Z Positioning Precision	0.0004mm	0.002mm	
Layer Resolution	20-400μm	50-300μm	
Max. Moving Speed	160mm/s	150mm/s	
Filamentt Diameter	1.75mm	1.75mm	
Material Compatibility	PLA, Antibacterial PLA / PETG / Tough PLA / Wood / *Premium Metallic PLA	PLA and derivatives, TPU, PP, PVA, etc.	
Max. Nozzle Temperature	240°C	260°C	High temperature with high material compatibility

Thanks