APPROVED: _____

DATE: _____ TITLE: _____

Rev	AWO #	Description	Date	Appr
-		RELEASED	12/9/10	
A		ADDED TOLERANCE (ED-20140311-ECN-01)	3/11/14	HR/CH
B		UPDATE DRAWING	9/18/20	AY/RC

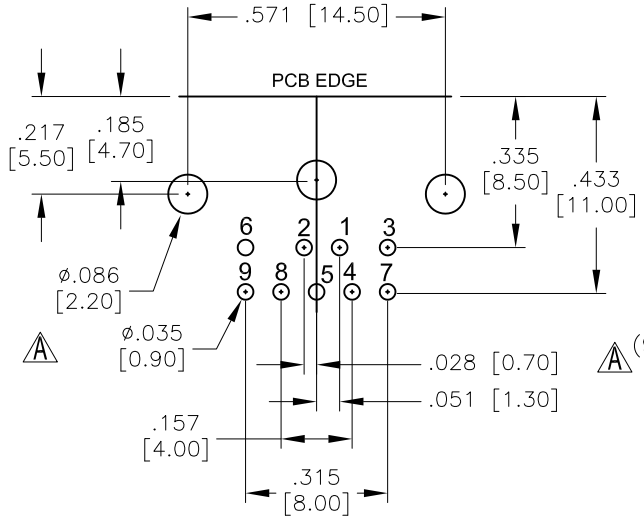

PCB LAYOUT
(BOTTOM VIEW)

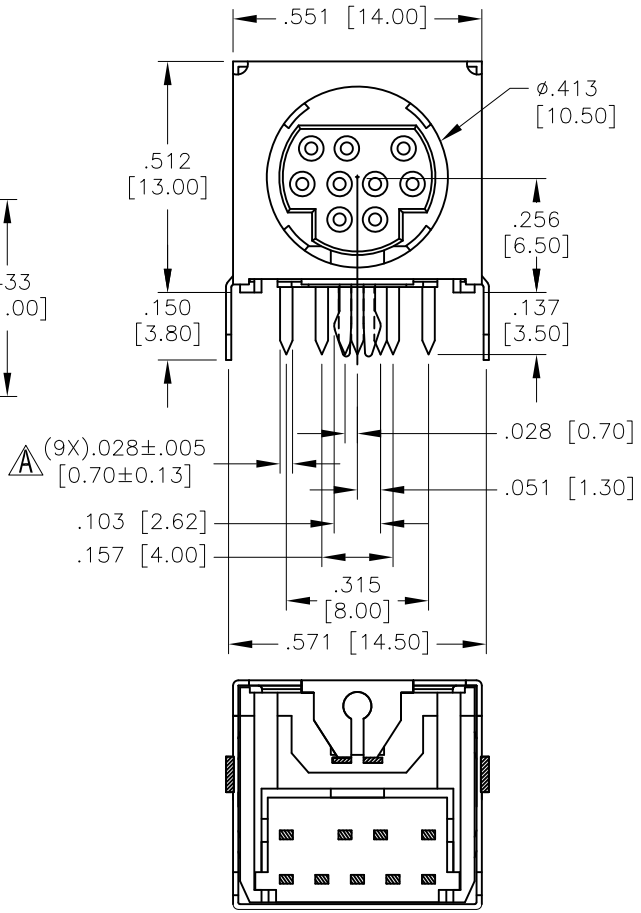

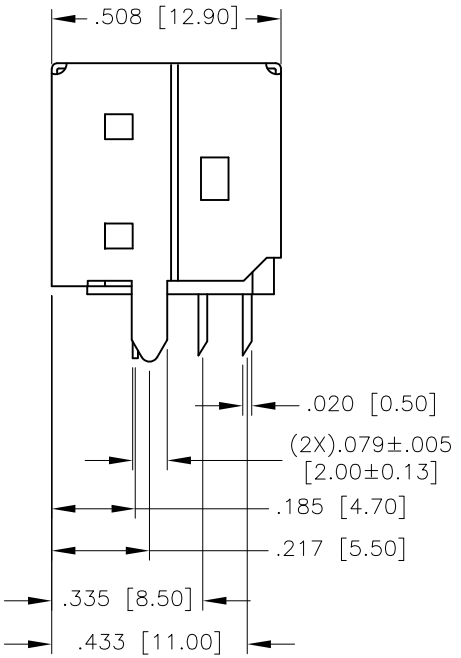

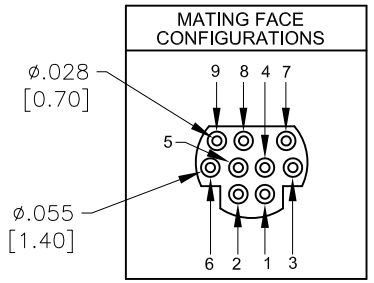

⚠ RECOMMENDED TOLERANCE: ±.001 [0.03]

SPECIFICATIONS:
Material:
Insulator: PBT, glass filled, rated UL 94V–0
Insulator color: Black
Contacts: Phosphor Bronze
Shield: Brass, Tin plated
Plating:
Gold flash over Nickel underplate on contact area,
Tin over Nickel underplate on tails
Electrical:
Rated Voltage And Current: DC12V/2A Max., AC100V/1A Max.
Contact resistance: 30 mohms max.
Insulation resistance: 100 Mohms min @ 500 VDC
Dielectric withstanding voltage: 250 VAC for 1 minute
Environmental:
Lead free, RoHS Compliant

RoHS COMPLIANT

UNLESS OTHERWISE SPECIFIED
ALL DIMENSIONS ARE INCHES [MM]
TOLERANCES: EXCEPT AS NOTED

INCHES		HOLES	
.X	± .10	Ø.X	±.10
.XX	± .020	Ø.XX	±.015
.XXX	± .015	Ø.XXX	±.010

APPROVALS		DATE
DRAWN	AY	12/9/10
CHECKED	SC	12/9/10
APPROVED		

ADAM TECH INTERCONNECTS
909 Rahway Avenue,
Union, NJ 07083
Phone: 908-687-5000
Fax: 908-687-5710

TITLE
MINI DIN JACK, RIGHT ANGLE, FULL SHIELD

SIZE	PART NO.	REV.
X	MDJ-009-FS	B

REF:	SCALE:	SHEET
S00095T	NTS	1 OF 1