SLA4036

NPN Darlington
With built-in flywheel diode

External dimensions ····· SLA (15-pin)

Absolute maximum ratings

(T_a=25°C)

Symbol	Ratings	Unit
V_{CBO}	120	V
V_{CEO}	120	V
V_{EBO}	6	V
I_C	2	A
I_{CP}	4 (PW≤1ms, Du≤50%)	A
I_B	0.2	A
I_F	2 (PW≤0.5ms, Du≤25%)	A
I_{FSM}	4 (PW≤10ms, Single pulse)	A
V_R	120	V
P_T	5 (T_a=25°C)	W
	25 (T_C=25°C)	
T_j	150	°C
Tstg	−40 to +150	°C

Electrical characteristics

(T_a=25°C)

Symbol	Specification min	typ	max	Unit	Conditions
I_{CBO}			10	μA	V_{CB}=120V
I_{EBO}			10	mA	V_{EB}=6V
V_{CEO}	120			V	I_C=10mA
$V_{CEO(SUS)}$	120			V	I_C=1A
h_{FE}	2000	5000	12000		V_{CE}=4V, I_C=1A
$V_{CE(sat)}$		1.1	1.5	V	I_C=1A, I_B=2mA
$V_{BE(sat)}$		1.8	2.2	V	
V_{FEC}		1.3	1.8	V	I_{FEC}=0.5A
ton		0.5		μs	V_{CC}≒30V,
tstg		4.5		μs	I_C=0.5A,
tf		1.2		μs	I_{B1}=−I_{B2}=1mA
f_T		50		MHz	V_{CE}=12V, I_E=−0.1A
Cob		20		pF	V_{CB}=10V, f=1MHz

■Equivalent circuit diagram

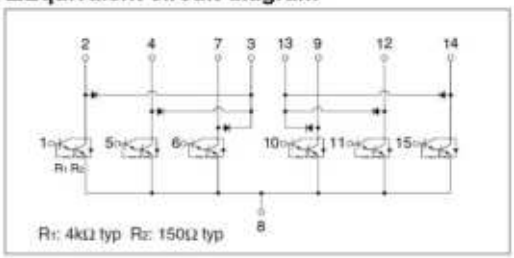

●Diode for flyback voltage absorption

(T_a=25°C)

Symbol	Specification min	typ	max	Unit	Conditions
V_R	120			V	I_R=10μA
V_F			1.8	V	I_F=1A
I_R			10	μA	V_R=120V
trr		100		ns	I_F=±100mA

Characteristic curves

I_C-V_{CE} Characteristics (Typical)

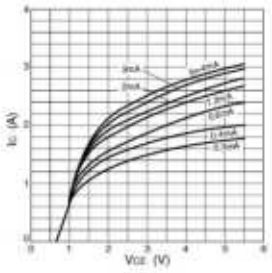

h_{FE}-I_C Characteristics (Typical)

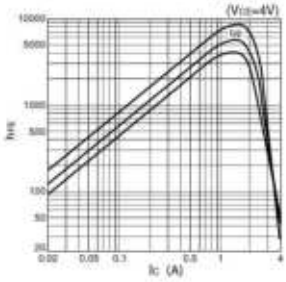

h_{FE}-I_C Temperature Characteristics (Typical)

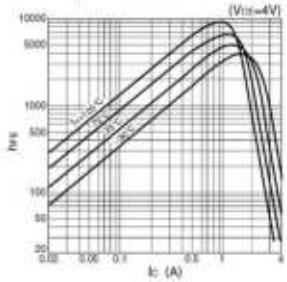

V_{CE}(sat)-I_C Temperature Characteristics (Typical)

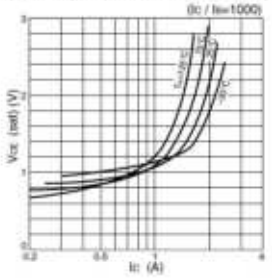

V_{CE}(sat)-I_B Characteristics (Typical)

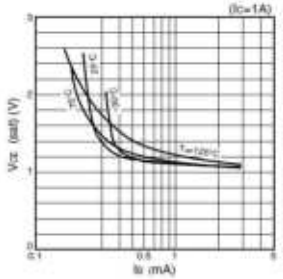

I_C-V_{BE} Temperature Characteristics (Typical)

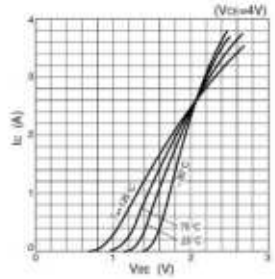

θ_{j-a}-PW Characteristics

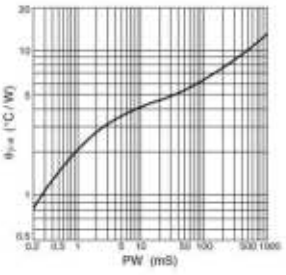

P_T-T_a Characteristics

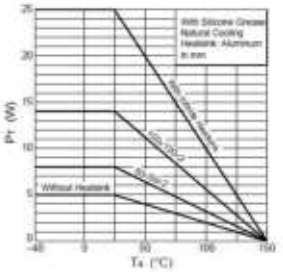

Safe Operating Area (SOA)



• SIP 8 (STA8Pin)

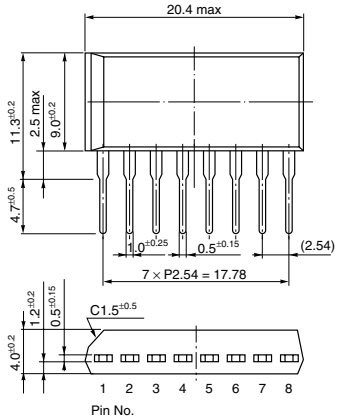

• SIP 10 (STA10Pin)

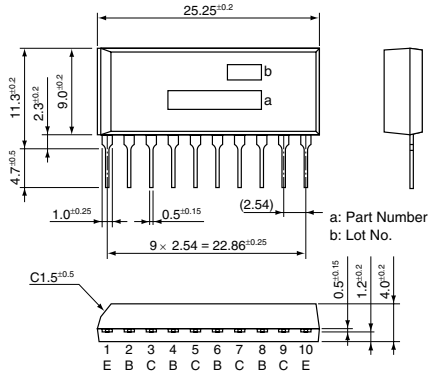

• PS 16 (Surface-Mount)

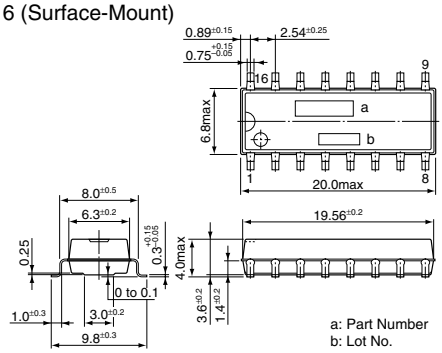

• SIP 12 (SMA12Pin)

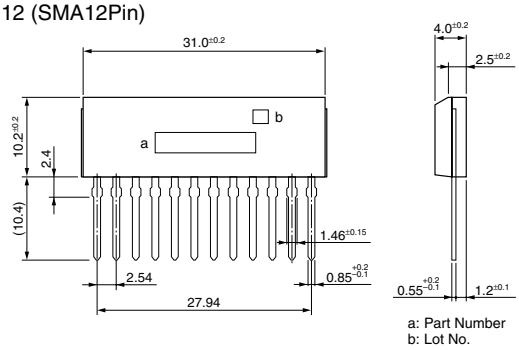

• SIP 15 (SMA15Pin)

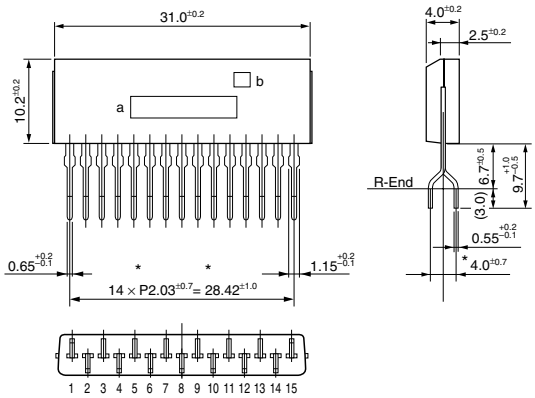

• SIP 12 with Fin (SLA12Pin)

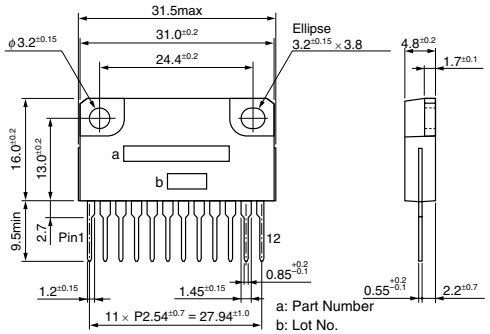

• SIP 15 with Fin (SLA15Pin)

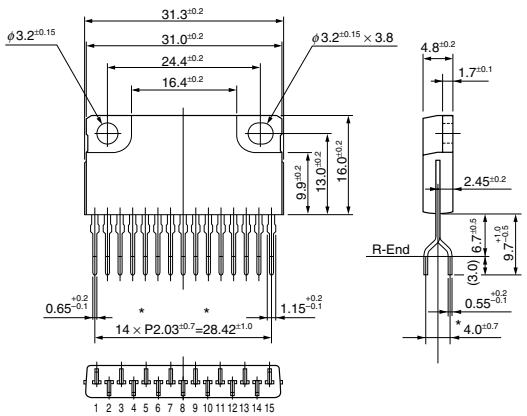

• SIP 21 with Fin (SLA21Pin)

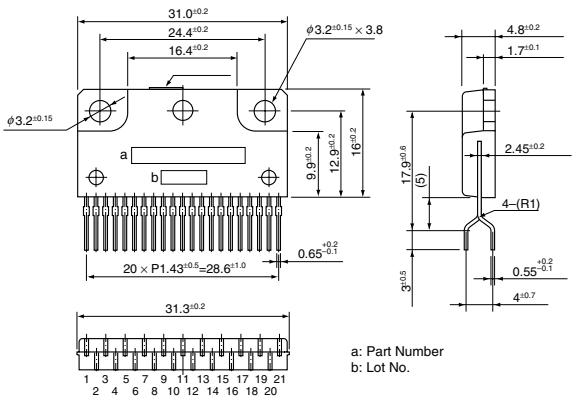

(Unit:mm)